

<http://www.pjbs.org>

PJBS

ISSN 1028-8880

**Pakistan
Journal of Biological Sciences**

ANSI*net*

Asian Network for Scientific Information
308 Lasani Town, Sargodha Road, Faisalabad - Pakistan

Use of Ion Exchange for Removal of Ammonium: A Biological Regeneration of Zeolite

¹Ali Reza Rahmani and ²Amir Hossein Mahvi

¹Hamadan University of Medical Sciences, Environmental Health Department, Hamadan, Iran

²School of Public Health, Center for Environmental Research,

Tehran University of Medical Sciences, Tehran, Iran

Abstract: The purpose of this study was to removal of ammonium from secondary effluent by zeolite followed to regeneration by nitrifying bacteria. In column system bioregeneration tests were conducted in which known weights of ammonium saturated Clinoptilolite were contacted with varying concentration of nitrifying sludge of known activity. Following contact for a measured time period, eluting the residual ammonium and measuring its concentration determined the extent of regeneration. The results indicated that nitrification accelerated by increase in MLVSS concentration and concentration of nitrate remains in solution. The results obtained from bioregeneration tests of zeolite showed that the efficiency was 87.7 to 99.8% in period of 3.5 to 5.5 h.

Key words: Ammonium removal, ion exchange, zeolite, nitrification, biological regeneration

INTRODUCTION

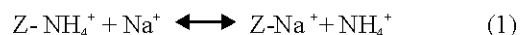
Ammonia nitrogen compounds in the wastewaters and effluents have harmful effects on water resources^[1]. The three most widely used methods for removal of ammonium from polluted water are air stripping, ion exchange with natural zeolite and biological nitrification-denitrification^[2]. Clinoptilolite is a natural zeolite that has been known for their ability to remove ammonium from polluted waters. The capacity of zeolite and chemical regeneration for ammonium removal was investigated in several studies^[3-8]. Usually, the service cycle is a down flow packed bed column followed by chemical regeneration (usually by NaCl). The major drawback of this process is the high cost of the chemical regeneration stage and disposal of the concentrated ammonium-sodium brine produced^[9].

During the last years several investigators have been studied the biological regeneration of ion exchange systems^[9-13]. These researches supported that the mechanism of regeneration is ion exchange and nitrification of displaced ammonium respectively. The process are carried out in two separate phase^[9,11,12].

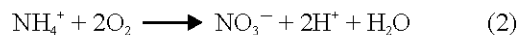
Ion exchange stage: A column filled with zeolite is used for ammonium ion exchange from secondary effluent. When NH_4 concentration breakthrough occurs, the bioregeneration stage after backwashing the bed started.

Bioregeneration stage: Biological regeneration has been done by contact of zeolite and nitrifying bacteria in

column system. Thus the microorganisms can only oxidized ammonium released to solution, therefore, a cation containing solution is recirculated through the bed in order to desorb NH_4 to the solution (Eq. 1).



The effluent containing the displaced ammonium is oxidized to nitrate by the nitrifying bacteria in aeration. Then the nitrified brine is clarified and stored for reuses (Eq. 2).



The biological regeneration process will therefore result in the accumulation of brine. This nitrate brine is easy to dispose of. It may be mixed with raw wastewater and denitrified to harmless nitrogen gas. The purpose of this study was removal of ammonium from secondary effluent by clinoptilolite followed by bioregeneration.

MATERIALS AND METHODS

The system is composed of the following items: A column made of Plexiglas was 120 cm long with an internal diameter of 2.5 cm; 1 feed pump; 1 centrifugal recirculation pump; pH meter; 15 L container as aeration tank and air compressor. The clinoptilolite was obtained from Semnan mines at the north part of Iran. The samples were grounded and sieved based on US standard mesh number 30 and conditioned by 0.25 M ammonia sulfate

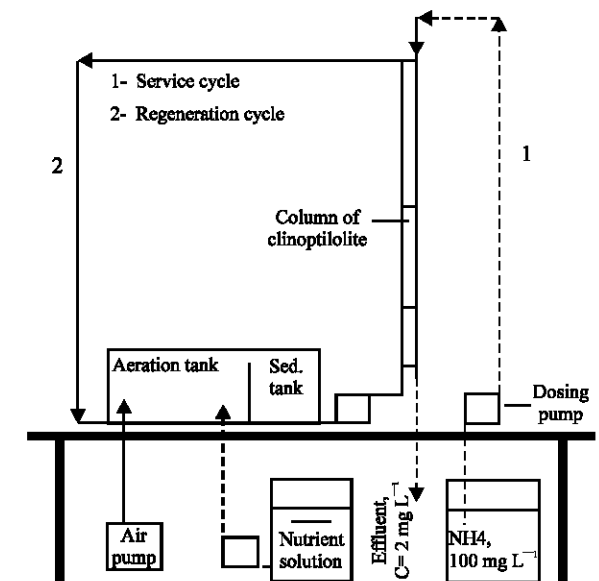


Fig. 1: Schematic of designed pilot

and 1 M sodium chloride, respectively^[6]. The column filled with 30 g clinoptilolite and the bed volume obtained 36 mL. An ammonium chloride solution with 100 mg L⁻¹ ammonium was applied to the column by gravity feed constant head device with 12 bed volume per hour. The ammonium content of the column effluent was measured with time. Service cycle was stopped when the ammonium concentration increased to 2 mg L⁻¹. The breakthrough curve so obtained was used to calculate the capacity of the zeolite for ammonium exchange. A schematic of pilot is shown in Fig. 1.

Culturing nitrifying bacteria and nitrification test: The sludge sample from a wastewater treatment plant was used as a source of nitrifying bacteria. The volume of reactor for culturing of nitrifying bacteria was 15 L. Nutrient solution was provided by dechlorinated water and following materials, carbonate and bicarbonate as source of C, K₂HPO₄ as source of K and P, NaCl as source of cation in regeneration period, other materials were CaCO₃, MgSO₄ and Ammonium-molibdate^[11]. The source of nitrogen was Ammonium sulfate (10 to 120 mg L⁻¹). Initially, low concentration of ammonium was added to the reactor and over a five-week period the concentration of ammonium was increased to 120 mg L⁻¹. as N. The pH of reactor was controlled at 8.0 by addition of 1M Na₂CO₃. The temperature of reactor was controlled at 29±2°C with an immersion heater. The oxygen of reactor was supplied with an air compressor at 2 to 3 mg L⁻¹. concentrations. The rate of nitrification was determined by measured of ammonium concentration and volatile suspended solids content (MLVSS) of the aeration tank with time^[11].

Bioregeneration of zeolite: In the beginning of bioregeneration mode, the column was backwash with water for 5 min at approximately 30% expansion and the feed of nutrient solution to aeration tank was stopped. The clinoptilolite was regenerated by recirculating a slurry through the column. The slurry was drawn from sedimentation tank, pumped upflow through the column and then recirculated to the aeration tank. A variable speed pump recirculated the effluent of 5 l/h and fluidized the bed to 20% expansion. The slurry on contact with spent clinoptilolite the solution eluted ammonium ions which were transported to the aeration tank for the oxidation. The pH of the solution was regulated at 8±0.2 with manual addition of 1M Na₂CO₃. The ammonium content of the aeration tank was monitored with time after the start of regeneration. Regeneration was stopped when the ammonium concentration fell below 0.5 mg L⁻¹. In certain interval time, The NH₄⁺ content of the reactor and the amount of base added for the maintenance of pH were measured. Then the column was backwash for 5 min at 30% expansion to ensure that all the slurry was removed from the column. After backwash the column was replaced in service. For determination of biological regeneration efficiency of zeolite for each test, the amount of ammonium removed from the zeolite was estimated by subtracting the amount of ammonium eluted from the total ammonium content of the saturated then by dividing the amount of ammonium removed from the Clinoptilolite by the total original ammonium content of the Clinoptilolite. All analysis were made according to the standard methods^[14].

RESULTS AND DISCUSSION

Characterization of Clinoptilolite: The cation exchange capacity of the Semnan Clinoptilolite for ammonium was determined. The tests results on conditioned zeolite showed that the cation exchange capacity was 10.06 (in breakthrough point) and 18.38 mg NH₄⁺/g zeolite as total capacity^[6,8]. The results indicated that high level of regeneration (95-98%) might be achieved with solution of ClNa (Table 1).

In culturing nitrifying bacteria and nitrification test the MLVSS concentration slowly rose from approximately 190 near to 630 mg L⁻¹. The generated sludge was very flocculent and settled well. The NH₄⁺ ion concentration

Table 1: Semnan clinoptilolite capacity measurements

Ammonium con., C ₀ , mg L ⁻¹ .	101
Breakthrough Capacity, mg NH ₄ /g zeolite	10.06
Total capacity, mg NH ₄ /g zeolite	18.38
Total ammonium adsorbed in column, mg	551.40
Total ammonium realized in regeneration, mg	558.37

fed to the reactor (120 mg L⁻¹) was depleted to near zero within a matter of 4 to 6 h.

For determination of NH₄⁺ stripping under the test condition prior to any nitrification test, 1 l. of distilled water content of 120 mg L⁻¹. NH₄⁺ as N was held at pH=8 and 30°C and aerated. Long aeration time indicated an hourly NH₄ loss of 0.95 to 1.12 mg N/h^[10]. Since the rates of nitrification in this study were very much greater than the rate of NH₄⁺ stripping were negligible^[13]. The activity of the nitrifying sludge were measured as mg N oxidized/l/h/mg MLVSS (Fig. 2).

The amount of base to control the pH in nitrification test was determined "1.47 to 1.86" meq/meq of ammonium oxidized. The amount of base added per meq of ammonium oxidized in stoichiometric equilibrium is 2 meq/meq NH₄⁺ oxidized. It is probable that the stripping of CO₂ during aeration may account for the remaining differences between the measured and stoichiometric base requirements. Since there was no relationship between the amounts of base added to the amount of NH₄⁺ oxidized, the rate of base addition could not be used to monitor the rate of nitrification with any accuracy^[11]. The results of biological regeneration efficiency of zeolite showed 87.7 to 99.8% regeneration level achieved in a range of 3 to 5.5 h depending upon the MLVSS concentration (Table 2).

The results obtained from bioregeneration studies have clearly shown that the regeneration of saturated

Clinoptilolite with ammonium through the use of nitrifying bacteria is possible^[7,9,10]. This process is rapid and time required for regeneration depends very much upon the nitrifying activity of the sludge used. From Fig. 2 the rate of nitrification is much slower during regeneration than it is when the ammonium is present in free solution. In the bioregeneration the ammonium ions within the crystalline cages of the zeolites are not accessible to nitrifying bacteria. For the oxidation of NH₄⁺ ion, it must first diffuse to the particle surface or into solution where it becomes accessible to the bacteria. The relation between ammonium ion concentration in solution and variation for MLVSS concentration indicated that, the use of higher sludge concentration resulted in the displacement of higher ammonium concentration from the zeolite^[11]. The higher MLVSS concentrations content the higher ambient salt concentration and thus encouraged the exchange displacement of ammonium ions and resulted in the higher solution concentration observed. So the result obtained from the influence of salt concentration in nitrification period indicated that the rate of regeneration increased with salt concentration^[9].

The ion exchange process has the advantages such as high reaction rate, good control of effluent quality and no sensitivity to fluctuation in NH₄ influent concentration. Also regeneration is achieved in high concentration of nitrate. Thus the use of system can be appreciated to an alternative economical removal of NH₄⁺ from effluent.

ACKNOWLEDGMENTS

We gratefully acknowledge financial support for this project from the Department of Environmental Health, Faculty of Health, Hamadan University of Medical Sciences. We would also like to thank Eng. H. Ehsani for his Co. operation during the study.

REFERENCES

1. EPA, U.S., 1975. Process Design Manual for Nitrogen Control. Office of Technology, Washington D.C.
2. Tchobanoglous, G. and F. Urton, 2003. Wastewater Engineering: Treatment and Disposal. Mc Graw-Hill. 4th Edn., pp: 749-798, 1184.
3. Ershov, A.V., 1984. Use of transcarpathin clinoptilotic rock to remove Ammonium nitrogen from municipal sewage. Khim Tekhnol-Vody, pp: 71-75.
4. Haralambous, A., E. Maliou and M. Malamis, 1992. The use of zeolite for Ammonium uptake. Water Sci. Tec., 25: 139-145.
5. Kazemian, H., 1993. Chemical analysis, characterization and determination of ion-exchange properties of an Iranian natural zeolites. M.Sc. Thesis, Isfahan University, Isfahan, Iran.

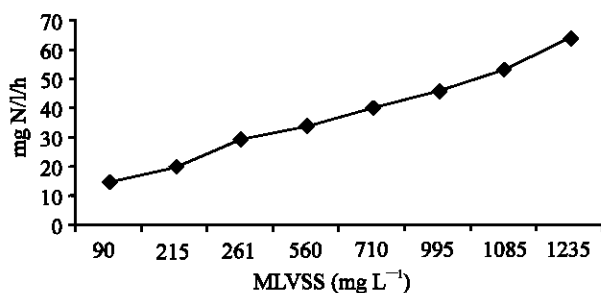


Fig. 2: Influence of sludge concentration on rate of nitrification

Table 2: The results of biological regeneration test of Clinoptilolite

Test No.	MLVSS (mg L ⁻¹)	Regeneration time (h)	Eluted NH ₄ (mg)	Nitrate produce (mg)	Oxidized N (mg N/l/h)	Efficiency (%)
1	817	3.75	531.32	1830	9.18	96.36
2	654	5.00	510.65	1759	6.59	92.61
3	712	4.25	536.95	1849	8.19	97.38
4	519	5.50	494.17	1702	5.82	89.62
5	649	4.75	527.47	1817	7.20	95.66
6	878	3.50	544.00	1874	10.07	98.66
7	545	5.50	514.13	1771	6.06	93.24
8	935	3.25	547.65	1886	10.92	99.32
9	723	4.25	483.96	1667	7.38	87.77
10	955	3.00	550.30	1895	11.89	99.80

6. Rahmani, A.R., A.H. Mahvi and A.R. Mesdaghinia, 2004. Investigation of Ammonium removal from polluted water by Clinoptilolite zeolite. *International J. Environ. Sci. Tec.*, 1: 131-141.
7. Celik, M.S., B. Ozdemir, M. Turan, I. Koyuncu, G. Atesok and H.Z. Sarikaya, 2001. Removal of ammonia by natural clay minerals using fixed and fluidized bed column reactors. *J. Water Sci. Tec.*, 1: 81-88.
8. Ahmet Demir, Ahmet Gunay and Eyyup Debik, 2002. Ammonium removal from aqueous solution by ion exchange using packed bed natural zeolite. *Water SA*, 28: 329-335.
9. Ori Lahav and Michal Green, 1998, Ammonium removal using ion exchange and biological regeneration. *J. Wat. Res.*, 32: 2019-2028.
10. Semmens, M.J. and R. Goodrich, 1977. Biological regeneration of ammonium-saturated Clinoptilolite. *J. Environ. Sci. Tec.*, 11: 255-268.
11. Semmens, M.J., J.T. Wang and A.C. Booth, 1977. Nitrogen removal by ion exchange: Biological regeneration of Clinoptilolite. *J. WPCF.*, 49: 2431-2444.
12. Semmens, M.J. and P.S. Porter, 1979. Ammonium removal by ion exchange: Using biologically restored regenerant. *J. WPCF.*, 51: 2928-2940.
13. Rahmani, A.R., A.R. Mesdaghinia and A.H. Mahvi, 2003. Applied of Ion Exchange and Nitrification processes in Ammonium removal from polluted water in batch system. *Wat. Wastewater J. Wat. Wastewater Cons. Eng.*, 44: 38-45.
14. Clesceri, L.A., E. Greenberg and A.D. Eaton, 1998. *Standard Methods for the Examination of Water and Wastewater*. APHA, AWWA, WEF. 20th Edn.