

## Effects of Nonlinear Dynamic Soil-Structure Interaction on the Response of Buildings

Abdelhacine Gouasmia and Kamel Djeghaba

Department of Civil Engineering, Badji Mokhtar University,  
 BP 12 El Hadjar, Annaba, 23220, Algeria

**Abstract:** The objective of this study is to evaluate the effects of Soil-Structure Interaction (SSI) on the modal characteristics and on the dynamic response of current structures. The stress is on the overall behaviour of a real structure of five storeys Reinforced Concrete (R/C) building typically encountered in Algeria. Sensitivity studies are undertaken in order to study the effects of frequency content of the input motion, frequency of the soil-structure system, rigidity and depth of the soil layer on the dynamic response of such structures. This investigation indicated that the rigidity of the soil layer is the predominant factor in soil-structure interaction and its increases would definitely reduce the deformation in the R/C structure. On the other hand, increasing the period of the underlying soil will cause an increase in the lateral displacements at story levels and create irregularity in the distribution of story shears. Possible resonance between the frequency content of the input motion and soil could also play an important role in increasing the structural response.

**Key words:** Foundation, R/C frame, soil-structure interaction, rigidity, direct method, finite element method

### INTRODUCTION

Following the Algerian earthquake of magnitude Mw6.8 which struck Boumerdes-Algiers on May 21st, 2003, which is considered among the largest earthquakes to have occurred in the region since the El-Asnam earthquake, Ms7.3 in 1980<sup>[1]</sup>. The earthquake caused important damage in the Boumerdes region, where many recent buildings totally collapsed and many of them have been seriously damaged.

A large investigation have been undertaken in order to look for what have caused such defects in modern design buildings. Amongst other causes, soil conditions at the Boumerdes region are suspected to have played a role in the amplification of earthquake input motions.

In this respect, taking advantage of the new and emerging concept of seismic structural design, the so-called Performance-Based design (PBE), careful consideration of all aspects involved in structural analysis are considered. One of the most important aspects of structural analysis is Soil-Structure Interaction (SSI). Such interaction may alter the dynamic characteristics of structures and consequently may be beneficial or detrimental to the performance of structures. Not taking into account these structural response amplifications may lead to an under-designed structure resulting in a premature collapse during an earthquake.

Analytical methods of SSI concentrates mainly on single degree of freedom systems and analysis/design of long and important structures such as large bridges and nuclear power plants and rarely on regular type buildings.

Thus, the main idea behind this investigation is motivated by the fact that there is still great uncertainty as to the significance of seismic Soil-Structure Interaction (SSI) for ordinary structures typically encountered in Algeria. There may be both beneficial and adverse effects of SSI. However, in many studies, SSI is simply ignored in design without establishing whether it will increase or decrease the response of the structure. A second objective is that the probability of an earthquake of magnitude 7 or larger may occur in regions that have experienced strong earthquakes such as El-Asnam or Boumerdes. Therefore, studies which include SSI effects will help to better predict the performance of structures during future earthquakes.

The first studies of SSI showed that there are mainly two types of SSI effects, that is inertial and kinematic interactions. Inertial interaction effects are generally accompanied by an increase of the fundamental period of the system, while kinematic interaction effects do affect the foundation input motions<sup>[2,3]</sup>.

Past practical procedures available for design purposes generally neglect kinematic interaction, while inertial interaction are taken into account. Structural

models on which SSI effects has been studied has not changed over the last thirty years. Where an elastic equivalent simple damped oscillator having a rigid foundation resting on, or partially embedded into a homogeneous or stratified half-space has been adopted. Therefore, solutions are available for rigid circular, rectangular and strip foundations on various soil profiles<sup>[4]</sup>.

Currently, efforts are made by some researchers to allow full SSI analyses (kinematic and inertial interactions) to be performed on structures of general shape Apsel and Luco<sup>[5]</sup>.

It is appropriate to note that the main assumption behind all the methods that have been briefly reviewed thus far is elastic behaviour of superstructure, a major limitation for structures that are expected to behave inelastically under severe earthquake motions. Under such conditions, soil non-linearity is also expected to contribute or influence the overall deformation of the soil structure system. At present, this can only be dealt approximately.

SSI studies that take into account the yielding of structures and soil non-linearity are scarce, if at all. This study investigates the effects of the non-linearity of the soil-structure system on the overall behaviour in terms of displacements and stresses.

In the solution of SSI problems, it is required to carefully model the unbounded nature of the underlying media. Many numerical methods have been developed to solve this problem, such as using transmitting or absorbing boundaries at the truncated region of the soil.

There are two main approaches for analyzing soil-structure interaction, namely the direct method and the substructure method<sup>[6]</sup>. Both methods are still being developed to overcome the shortcomings related to each of them, especially the non-linearity and unboundedness nature of the problem. Recent developments in the finite element method made by Wolf<sup>[7]</sup>, have shown that using the direct method with a limited zone of the soil may capture the essential aspects of the non-linear nature of the problem related to soft soil conditions.

In general, SSI will influence the soil-structure system in three ways:

- It will alter the dynamic characteristics of the soil-structure system, such as modal frequencies and vibrating mode shapes. In particular, the fundamental period will elongate and the rigid body motion of the structure will be changed. (•) It will increase the modal damping as part of the soil will contribute to the overall damping of the soil-structure system (the so called radiation damping). (•) It will modify the free-field ground motion ( Menglin and Jingning<sup>[8]</sup>).

In a seismic soil-structure interaction analysis, it is necessary to consider the infinite extent and layered nature of soil strata and the nonlinear behaviours of soft soils. The objective of this study is to perform a rigorous seismic non-linear soil-structure interaction analysis in the time domain to satisfy the above requirements while the results are compared with those of fixed base conditions.

Analytical models were developed by Finite Element Method (FEM) for numerical analysis. Different analyses were performed on a real 5 storey reinforced concrete building in terms of comparative results. The dynamic behaviour of structural systems are observed and the comparative results are presented in this study in order to clarify the importance of nonlinear calculation of soil-structure systems.

### FINITE ELEMENT ANALYSIS

In the present study we assume plane strain conditions, that is, all frames parallel to the plane of calculation in Fig. 1 deform identically. This represents regularly spaced frames in the transverse direction, which are assumed to lie at each meter distance.

**Soil elements:** A 15-node triangular element is chosen for a 2D analysis (Fig. 2). This element is powerful and provides an accurate calculations of stresses and strains. The stresses are evaluated at the 12 stress points contained in the element as indicated in Fig. 2.

Mohr-Coulomb model is used as a first approximation of soil behaviour in general. The model involves five parameters, namely Young's modulus,  $E$ , Poisson's ratio,  $\nu$ , the cohesion,  $c$ , the friction angle,  $\phi$  and the dilatancy angle,  $\psi$ .

**Interfaces:** Interfaces are used to model the interaction between structures and the soil. A typical application of interfaces would be to model the interaction between a foundation and the soil. The interaction is modelled by choosing a suitable value for the strength reduction factor in the interface. This factor relates the interface strength (foundation friction and adhesion) to the soil strength (friction angle and cohesion).

**Interface elements:** Interfaces are composed of interface elements. Fig. 3 shows how interface elements are connected to soil elements. When using 15-node soil elements, the corresponding interface elements are defined by five pairs of nodes. In the same figure, the interface elements are shown to have a finite thickness, but in the finite element formulation the coordinates of each node pair are identical, which means that the interface element has a zero thickness.

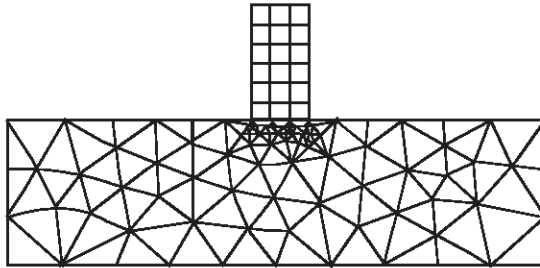


Fig. 1: Finite element discretization of the soil-structure system

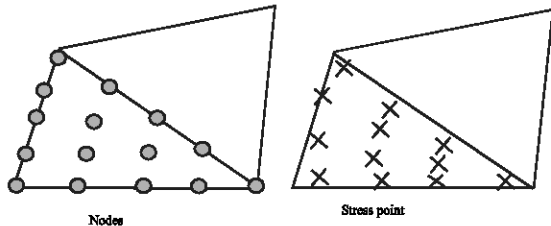


Fig. 2: Position of nodes and stress points in soil elements<sup>[9]</sup>

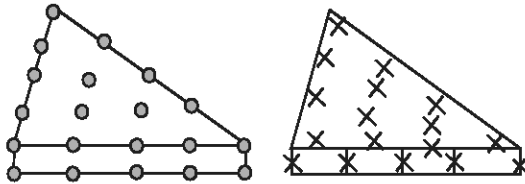


Fig. 3: Distribution of nodes and stress points in interface elements and connection with soil elements<sup>[9]</sup>

**Interface strength:** The Coulomb criterion is used to model the elastic-plastic behaviour of interfaces, where small and large displacements are taken into account. Thus allowing proper modelling of soil-structure interaction problems.

For small displacements (elastic) the interface shear stress  $\tau$  is given by:

$$|\tau| < \sigma_n \tan \phi_i + c_i \quad (1)$$

For plastic behaviour  $\tau$  is given by:

$$|\tau| = \sigma_n \tan \phi_i + c_i \quad (2)$$

where  $\phi_i$  and  $c_i$  are the friction angle and cohesion of the interface and  $\sigma_n$  and  $\tau$  are the normal stress and shear stress at the interface element. The strength properties of

interfaces are linked to the strength properties of the soil layer. The interface associated strength reduction factor ( $R_{inter}$ ) is calculated from the soil properties by applying the following:

$$c_i = R_{inter} c_i \quad (3)$$

$$\tan \phi_i = R_{inter} \tan \phi_{soil} \leq \tan \phi_{soil} \quad (4)$$

$$\phi_i = 0^\circ \text{ for } R_{inter} < 1, \text{ otherwise } \phi_i = \phi_{soil} \quad (5)$$

**Boundary conditions:** The unbounded nature of the soil medium requires special Boundary Conditions (BC) that do not reflect seismic waves into the soil-structure system. Various models of BC exist that enable the energy transmission, (Lysmer and Kuhlemeyer<sup>[10]</sup>), the most commonly used in the FEM are of the viscous type. The position of the local viscous boundaries should be far away from the structure in order to obtain realistic results. From recent studies it is recommended that the location of the transmitting boundary to be selected far away 8-10 times of the foundation base width<sup>[11]</sup>.

The BC used in this study are based on the method described by Lysmer and Kuhlemeyer<sup>[11]</sup>.

The normal and shear stresses absorbed by a viscous damper are:

$$\sigma_n = -c_1 \rho V_p \dot{u}_x \quad (6)$$

$$\tau = -c_2 \rho V_s \dot{u}_y \quad (7)$$

Where,  $\rho$  is the density of the materials,  $V_p$  and  $V_s$  are the P wave velocity and the S wave velocity, respectively;  $c_1$  and  $c_2$  are special relaxation coefficients that are introduced to improve the absorption effect of the viscous damper. For practical applications, reasonable values are :  $c_1 = 1$  and  $c_2 = 0.2$ . However, these values do not assure fully absorbed S waves and additional research is needed on this point.

### CHARACTERISTICS OF SOIL-STRUCTURE MODEL

In order to investigate the soil-structure-interaction of regular type reinforced concrete buildings with isolated footings response due to earthquake ground motion, 48 models of the 5 storey building have been examined. Table 1 shows the dynamic properties and the geometry of the 5-storey R/C building model.

Since the dynamic response of this soil-structure system depends on the frequency content of the input motion and its variation through the soil layers, the

interaction between foundation and it's underneath soil layers has been studied. Three different types of soil layers with different depths 30, 50 and 100 m have been considered. In each analytical model different shear wave velocities ranging from 50 to 1200 m s<sup>-1</sup> simulating soft to hard soil conditions have been used.

The dynamic characteristics of three types of soil layers will be considered, simulating soft, medium and hard soil conditions (Table 1.). To study the dynamic response of soil-structure interaction, the 5-storey building model is submitted to El Centro earthquake ground motion.

**RESULTS AND DISCUSSION**

For the real 5-storey R/C structure mentioned above a comparison of the results is undertaken in order to evaluate the effects of SSI, initially, in terms of fundamental periods (Table 1). One limits our presentation and analyzes of results for three types of ground only (= 50, 400, 1200 m s<sup>-1</sup>) representing soft, medium and hard soil conditions, respectively.

As expected, soft soil condition amplify structural response and elongates natural periods, as opposed to hard soil, where for increasing values of shear wave velocities, we approach the fixed base condition (fixed base condition represents a theoretical case of a surface soil having an infinite rigidity). The severity of damages will be amplified when the frequency content of the earthquake input motion will be near the fundamental mode of vibration of the soil-structure system.

When the depth of the soil layer increases and its stiffness decreases, the period of the soil-structure system will increase and in these studies the adjacent soil stiffness plays very important role in decreasing or increasing the base shear for the type of structure considered.

One of the aims of this study is the necessity to explicitly consider the occurrence of one or more nonlinearities (geometric and material); i.e., allowing for the structure to slide and uplift at the foundation interface.

It is interesting to compare the behaviour of the building that is not allowed to uplift nor slide with the

Table 1: Dynamic characteristics and geometry of 5-storey model

	Shear wave velocity $V_s$ (m s <sup>-1</sup> )	Depth of soil layer H (m)		
		30	50	100
<b>Structural properties</b>	$V_s$	Fundamental period of vibration $T_1$ (sec)		
Superstructure				
Exterior footing=1.5x1.5(m); thickness=0.36 m	50	2.54055	2.74284	2.73103
Interior footing=2.1x2.1(m); thickness=0.51 m				
Area of cross-section of members = 0.3x0.3 m <sup>2</sup>				
storey height = 4.08 m with a bay of 4.20 m.				
Poisson's ratio = 0.20				
mass of each storey = 40.21 KN/m				
mass of roof = 26.38 KN m	400	0.81089	0.84031	0.88972
critical damping ratio =10%				
modulus of elasticity= 24821129 KN/m <sup>2</sup>				
mass density=2.40 KN/m <sup>3</sup>	1200	0.80314	0.81222	0.81214
Soil	Fixed base condition		0.79038	
Poisson's ratio of soil = 0.20	(i.e., without SSI)			
mass density=1.70 KN/m <sup>3</sup>				
critical damping ratio =10%				

Table 2: Summary of results for building allowed to uplift and slide submitted to El centro earthquake  $\xi=0.05$

Cases considered	Shear wave velocity $V_s$ (m s <sup>-1</sup> )	Max. lateral displacement at top of bldg (cm)	Max. axial force (KN)	Max. base shear (KN)	Max. base moment (KN.m)
Model A*	Encastré	11.1	575.5	440.8	108.3
Model B*	50	16.9	617.6	327.0	0.0
	400	9.6	575.8	114.5	106.9
	1200	10.0	575.0	431.2	103.4

\*Model A: structure fully fixed at base, i.e., without SSI. \* Model B: Nonlinear SSI, taking into account possible uplift and slide of foundation

Table 3: Summary of results for building allowed to uplift and slide (in terms of percent difference) submitted to El centro earthquake  $\xi=0.05$

Cases considered	Shear wave velocity $V_s$ (m s <sup>-1</sup> )	Percent difference %			
		Max. lateral displacement at top of bldg	Max. axial force	Max. base shear	Max. base moment
Model A and model B	50	+43%	+6.8%	-25.8%	-99.9%
	400	+1%	0%	-74.0%	-1.2%
	1200	0%	0%	-2.2%	-4.4%

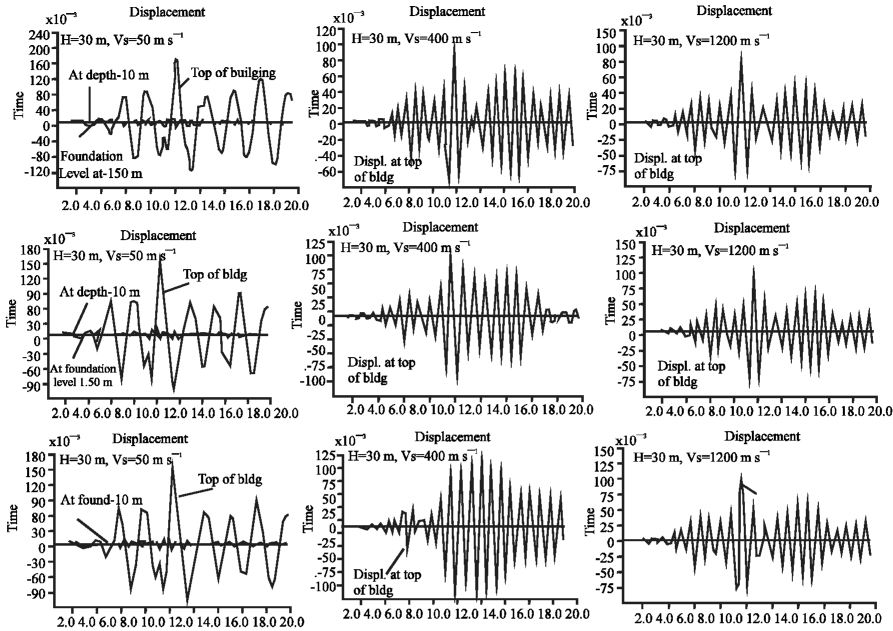


Fig. 4: Displacement time history plots for H=30, 50 and 100 m; Vs= 50, 400 and 1200 m s<sup>-1</sup>

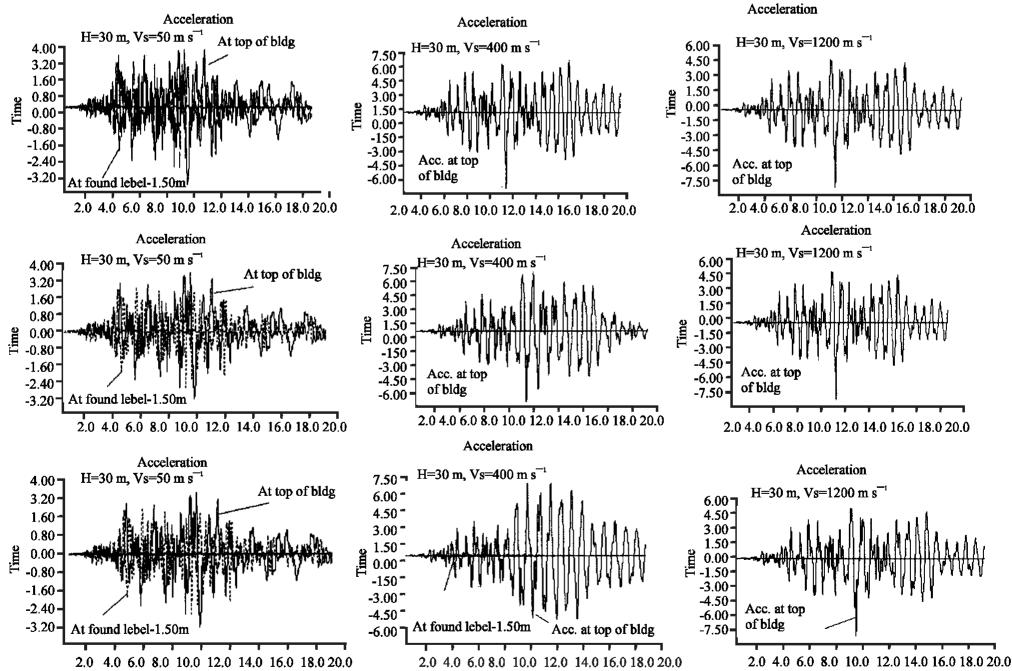


Fig. 5: Acceleration time history plots for H=30, 50 and 100 m; Vs= 50, 400 and 1200 m s<sup>-1</sup>

behaviour of the same building that is allowed to uplift and slide (Table 2). By allowing the uplifting and the sliding of the foundations the lateral displacement at the top of the structure has not changed significantly (displacement and acceleration time histories are given in Fig. 4 and 5, respectively). However, allowing foundation

uplifting reduces significantly the base shear (-74,0%) and overturning moments (Table 3).

### CONCLUSION

In addition of the insight gained from SSI analysis it improves our understanding of the behaviour of real

structures. As a result of this understanding, design and construction practices can be modified so that future earthquake damage is minimized. As reported in the literature SSI analysis is seldom performed for ordinary structures. Even, when SSI effects are negligible in terms of loads, they do affect structural stability in terms of large deflection and nonlinear response; this is rarely investigated.

It is possible to investigate such effects, by first creating a model that represents the real structure and then perform a sensitivity analysis as for different support conditions allowing for the structure to uplift and slide.

### REFERENCES

1. The Boumerdes, 2003. Algeria, earthquake of EERI learning from earthquakes reconnaissance report, Earthquake Engin. Res. Institute.
2. Jennings, P.C. and J. Bielak, 1973. Dynamics of building-soil interaction. Bulletin of the Seismological Society of America, 63: 9-48.
3. Wolf, J.P., 1985. Dynamic soil-structure interaction. Prentice Hall.
4. Gazetas, G., 1983. Analysis of machine foundation vibrations: State of the art. J. Soil dynamics and earthquake Engng., 2: 2-42.
5. Apsel, R.J. and J.E. Luco, 1987. Impedance functions for foundations embedded in a layered medium: An Integral Equation Approach. Earthquake Engng. and Struct. Dynamics, 15: 213-231.
6. Baba, K., K. Park and N. Ogawa, 1996. Soil-structure Interaction Systems on the Base of the Ground Impedance Functions Formed in to a Chain of Impulses along the Time Axis. Proceeding of the eleventh world Conference on Earthquake Engineering. Acapulco, Mexico.
7. Wolf, J.P. and C. Song, 1996. Finite element modelling of unbounded Media. West Sussex: John Wiley and Sons.
8. Menglin, L. and W. Jingning, 1998. Effects of Soil-structure Interaction on Structural Vibration Control. Dynamic Soil-structure Interaction: Current Research in China and Switzerland, Ed. Z. Chuhan and J.P. Wolf, Elsevier Sci., Amsterdam, pp: 189-202.
9. Brinkgreve, R.B.J. *et al.*, 1998. Plaxis finite element code for soil and rock analyses, Delft University of Technology, The Netherlands.
10. Lysmer J. and R.L. Kuhlmeyer, 1969. Finite dynamic model for infinite media. ASCE J. Eng. Mech. Div., pp: 859-877.
11. Rosset, J.M. and E. Kausel, 1976. Dynamic soil-structure interaction. Proc. 2nd International Conference On Numerical Methods In Geomechanics, Blacksburg, Virginia, 2: 3-19.