

## Flowering, Pod Formation and Abscission and Seed Yield of African Yam Bean (*Sphenostylis stenocarpa*) Under Varied NPK Application

<sup>1</sup>Olatunde A. Olaposi and <sup>2</sup>M.I. Adarabioyo

<sup>1</sup>Department of Biological Sciences, College of Natural and Applied Sciences,

<sup>2</sup>Department of Mathematics, Statistics and Computer and Information Systems,  
Achievers University, P.M.B. 1030, Owo, Nigeria

**Abstract:** Flowering, pod formation and abscission and seed yield following application of NPK (20-10-10) fertilizer at the rate of 0, 30, 60, 90 and 120 kg ha<sup>-1</sup>, respectively were studied in variety of African Yam Bean (AYB), Benue Brown (BB) in a field trial at the research farm, University of Ibadan, Ibadan, Nigeria. AYB cultivars produce 100-300 flower buds per plant of which 40-60% form pods. About 40-55% more of the immature pods are shed leaving only 20-30% forming mature pods. The excessive rate of flower and fruit abscission limits grain yield of AYB. Agronomic practices such as the application of fertilizers has been found to improve flower production, pod formation and seed yield in most grain legumes. Application of fertilizer to AYB may therefore, constitute a way of reducing flower abscission, enhanced fruit production and increased seed yield in the legume.

**Key words:** Flowering, pod formation, abscission, immature pod, NPK, Nigeria

---

### INTRODUCTION

African yam bean, *Sphenostylis stenocarpa* belong to the family papilionaceae which is sometimes classified as the sub-family papilionoideae (Lotoideae) of the all inclusive family leguminosae. The papilionaceae constitute one of the largest families of plant and in economic importance is only next to the grasses since, it contains almost all the grain edible legumes in addition to several forage and ornamental species.

Many grain legumes such as *Phaseolus vulgaris*, *Pisum sativum*, *Soja max*, *Vicia faba* shed most of their flowers as un-opened buds and pre-mature fruits so that only a small fraction produce mature fruits (Inuoe, 1955; Ojehomon, 1968; Schaik and Probst, 1958; Togun and Tayo, 1990) all observed that 10-30% flowers opened form retained pods in most grain legumes. Presently there is a dearth of information on the physiology of AYB production. This study focuses on the quantitative analysis of flowering, pod formation and abscission and seed yield in AYB.

### MATERIALS AND METHODS

The variety of AYB (BB) used for the study has been described by Togun and Egunjobi. The experiment was carried out on a sandy loam soil in the crop garden and farm of the University of Ibadan, Ibadan, Nigeria. Seeds of

Benue brown variety of AYB were sown on flat (unridged) in a 11.4×27 m plot at 0.6 m between row and 0.4 m within the rows.

After germination, the seedlings were thinned to one per stand and one stake supported two plants. The experiment was a Randomized Complete Block Design (RCBD) with four replicates.

Each block measured 11.4×6 m with 1 m gap between blocks. A single dose of NPK (20-10-10) fertilizer at the rate of 0, 30, 60, 90 and 120 kg ha<sup>-1</sup> were applied in drills to the plants four Weeks After Sowing (WAS) as treatments, T<sub>1</sub>-T<sub>5</sub>, respectively to boost the growth of the of plant. Two plants per treatment were tagged for reproductive development studies.

The number of open or aborted flowers per plant was determined. A total of 40 plants were tagged for flower and pod production studies. At plant maturity, the number of pods per plant, total seed dry weight of 100 seeds was determined.

The data collected were subjected to Analysis of Variance (ANOVA) from which the least significant difference was calculated at 5% level.

### RESULTS AND DISCUSSION

**Effect of fertilizer on reproductive development of AYB (BB):** The flower and pod formation characteristics of BB

Table 1: Flower and pod formation and abscission in AYB (BB) under varied NPK fertilizer application\*

Parameters	Fertilizer level kg ha <sup>-1</sup>					LSD (p = 0.05)
	T <sub>1</sub>	T <sub>2</sub>	T <sub>3</sub>	T <sub>4</sub>	T <sub>5</sub> **	
Opened flowers	659.00	669.00	728.00	719.00	679.00	21.88
Flowers that formed pod	324.00	378.00	398.00	367.00	328.00	27.57
Pods carried to maturity	192.00	217.00	253.00	248.00	221.00	20.54
Open flower forming matured pods (%)	29.10	32.40	35.00	34.50	32.50	2.22

\*Values, means of 40 plants; \*\*T<sub>1</sub> = 0 kg NPK ha<sup>-1</sup>, T<sub>2</sub> = 30 kg NPK ha<sup>-1</sup>, T<sub>3</sub> = 60 kg NPK ha<sup>-1</sup>, T<sub>4</sub> = 90 kg NPK ha<sup>-1</sup>, T<sub>5</sub> = 120 kg NPK ha<sup>-1</sup>

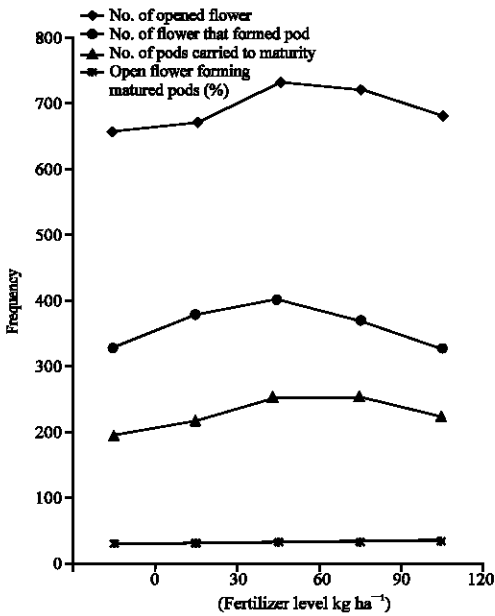


Fig. 1: Frequency polygon showing flower, pod formation and abscission

(AYB) improved under fertilization. Flower production was significantly higher in all fertilized plants than the control. The highest number of flower production was obtained under the 60 kg ha<sup>-1</sup> NPK application (Table 1 and Fig. 1). Flower production increased progressively with increase in the level of fertilizer application. Flower abscission rate follows the same pattern. The number of flower that form pods increased progressively with the level of fertilizer application up to 60 kg NPK ha<sup>-1</sup> and then decline. Pod formation from open flower was highest in plants with 60 kg NPK ha<sup>-1</sup> and significantly higher in all fertilized plants than the control (Table 1 and Fig. 1). The number of pods carried to maturity was significantly higher in 60 kg NPK ha<sup>-1</sup> plants than other plants.

**Effect of fertilizer on yield characteristics of AYB (BB):**

Fertilizer application improved the yield and yield components of AYB (Table 2). The number of productive pods increased progressively for all level of fertilizer application compared with the control unfertilized plants. Primary branches which serve as loci for flower bud

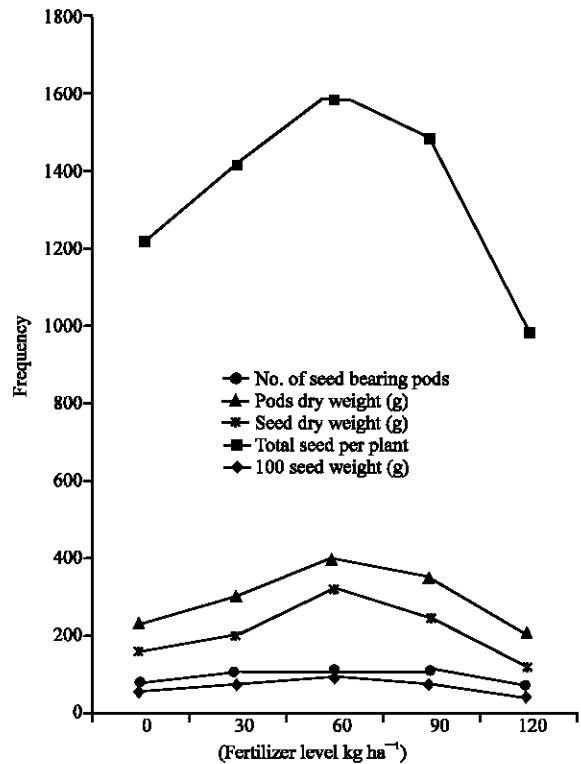


Fig. 2 : Frequency polygon showing yield of AYB (Benue Brown) under varied NPK fertilizer application

production increased progressively with increase level of fertilizer application. Total seed per plant also increased progressively up to the application of 60 kg NPK ha<sup>-1</sup> and declined. Fertilized plants except 120 kg NPK ha<sup>-1</sup> plant had higher number of seeds per plant than the control (Fig. 2). Seeds dry weight, 100 seed weight and seed yield were significantly higher in fertilized plants than the control (Table 2, Fig. 2 and 3). The results obtained in this research shows that with improved crop nutrition, legumes especially AYB can be physiologically and reproductively improved. Tayo and Togun (1984) recorded similar improvements in the growth of pigeon pea (cajamas cajan). Three physiological hypotheses has been proposed for flower and fruit abscission in legumes specifically, cowpea by Ojehomon (1968). First that the oldest fruits monopolizes all the available mobile nutrients and starve the young fruits and bud which aborts and

Table 2: Yield characteristics of AYB (Benue Brown) under varied NPK fertilizer application\*

Parameters	Fertilizer level kg ha <sup>-1</sup>					LSD (p = 0.05)
	T <sub>1</sub>	T <sub>2</sub>	T <sub>3</sub>	T <sub>4</sub>	T <sub>5</sub> **	
Primary branches	5.500	6.50	7.50	7.00	5.30	0.800
Seed bearing pods	80.000	101.00	107.00	103.00	72.00	08.760
Pods dry weight (g)	225.120	288.40	398.00	338.24	197.20	97.400
Seed dry weight (g)	155.240	201.08	310.52	237.68	106.00	104.800
Total seeds plant <sup>-1</sup>	1171.880	1376.24	1562.64	1443.16	965.16	361.220
100 seed weight (g)	53.320	71.72	91.24	65.52	44.16	33.490
Seed: Husk ratio	1.580	2.30	3.55	2.36	1.16	1.250
Harvest Index	0.370	0.42	0.54	0.46	0.26	0.100
Seed Yield (tha <sup>-1</sup> )	0.815	1.47	1.62	1.64	0.55	0.284

\*Values means of 40 plants; \*\*T<sub>1</sub> = 0 kg NPK ha<sup>-1</sup>, T<sub>2</sub> = 30 kg NPK ha<sup>-1</sup>, T<sub>3</sub> = 60 kg NPK ha<sup>-1</sup>, T<sub>4</sub> = 90 kg NPK ha<sup>-1</sup>, T<sub>5</sub> = 120 kg NPK ha<sup>-1</sup>

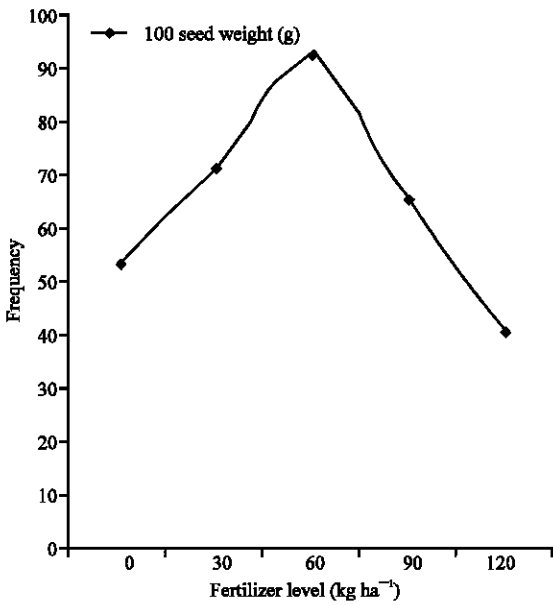


Fig. 3: Frequency polygon showing yield characteristics of AYB (Benue Brown) under varied fertilizer application

drop. The same trend was noticed in AYB as most of the mature pods were from early opened flowers. This monopoly may be mediated through growth substances production by the oldest fruits which become active nutrient sinks.

Secondly, the oldest fruits produce substances which are inhibitory to the development of buds and young fruits. Thirdly, pollination and fertilization are unsuccessful in younger fruits especially those days, old open flowers which drop 20-24 h after opening. The improved performance of plants that received fertilizer has been attributed to large leaves for adequate source of photo-assimilate and mineral nutrients by the pods as reported by Togun and Egunjobi. The application of fertilizer to AYB enhanced flower and pod formation. Furthermore, partitioning of photo-assimilate and nutrients between husk and seed resulting in improved

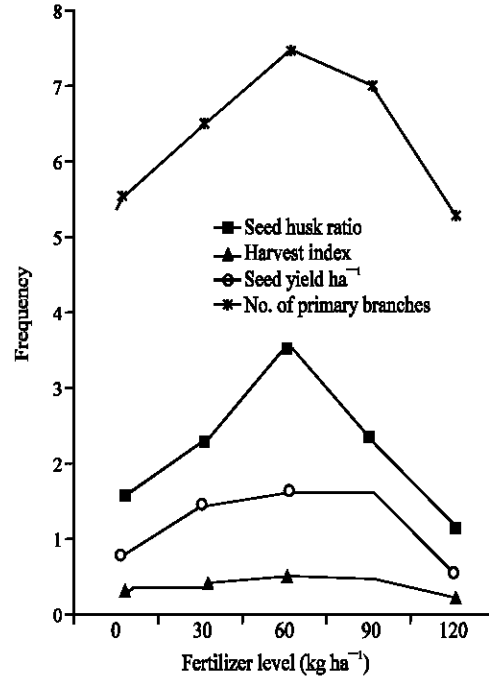


Fig. 4: Frequency polygon showing yield characteristics of AYB (Benue Brown) under varied fertilizer application

performance of AYB under the fertilizer regime of 60 kg NPK ha<sup>-1</sup>, the level at which the partitioning of photo-assimilate and nutrients seems to be optimum (Fig. 4). This rate of fertilizer application also recorded the highest number of branches, thereby providing loci for pod development. Several researchers, Latchwell and Evans (1951), Hashimoto and Yanomoto (1970), Mann and Jarwoski (1970) and Hashimoto (1971) have indicated the critical importance of adequate nitrogen to high yield during vegetative development, flowering and seed set while Vine (1953) and Sobulo (1972) reported that considerably. The percentage pod formation ranges between 32.4-36.20% in fertilized plants (Fig. 1), this is >6-16% recorded for cowpea grown without fertilization

(Ojehomon, 1968). This is a clear indication that improved nutrition apart from enhancing plant vigour also improves plant capability of flower production, pod formation and retention and subsequently crop yield.

### CONCLUSION

The results of the experiment shows that with improved nutrition, flower production and pod formation are enhanced. However, it is not yet clear if the rate of flower and immature pod abscission can be improved upon with supplementary plant nutrient as there seems to be a direct correlation between the number of flower produced and rate of abscission.

### REFERENCES

- Hashimoto, K. and T. Yanomoto, 1970. Studies on the cool injury in bean plants II. Effect of time and period of nitrogen application on the soyabean treated with low temperature before flowering. *Crop. Sci. Soc.*, 39: 164-170.
- Hashimoto, K., 1971. The significance of combined and symbiotically fixed nitrogen on soyabean at successive stages of growth. *Hokkaido Natl. Agric. Exp. Res. Bull.*, 99: 17-29.
- Inuoe, Y., 1955. Some relations between flower bud differentiation, flowering and fruiting in common bean. *J. Horticult. Assoc.*, 24: 56-58.
- Latchwell, D.J. and C.E. Evans, 1951. Nitrogen uptake from solution by soyabean at successive stages of growth. *Agron. J.*, 43: 264-270.
- Mann, J.D. and E.G. Jarwoski, 1970. Comparison of stress which may limit soyabean yields. *Crop Sci.*, 10: 620-624.
- Ojehomon, O.O., 1968. Flowering, fruit production and abscission in cowpea (*Vigna unguiculata* (L.) walp). *J. West Afr. Sci. Assoc.*, 13: 227-234.
- Schaik, P.H. and A.H. Probst, 1958. The inheritance of inflorescence type, peduncle length, flower per node and percent flower shedding in soyabeans. *Agron. J.*, 50: 98-102.
- Sobulo, R.A., 1972. Studies on white yam (*Dioscorea rotunda*) II: Changes in nutrient content with age. *Exp. Agric.*, 8: 107-115.
- Tayo, T.O. and A.O. Togun, 1984. The response of pigeon pea (*Cajanus cajan*) to application of fertilizers. *Ann. Applied Biol.*, 105: 293-302.
- Togun, A.O. and T.O. Tayo, 1990. Flowering, pod and seed development in Pigeon pea (*Cajanus cajan*). *J. Agric. Sci.*, 115: 327-335.
- Vine, H., 1953. Experiments on the maintenance of soil fertility in Ibadan Nigeria. *Empir. J. Exp. Agric.*, 21: 65-71.