

## Evaluation Tool for Distance Learning Platform

<sup>1</sup>Chabane Khentout, <sup>2</sup>Mahieddine Djoudi, <sup>1</sup>Lamri Doudi

<sup>1</sup>Department of Computer Science, University Ferhat Abbas of Setif, Algéria

<sup>2</sup>Laboratoire SIC et Equipe ERTE IRMA, University of Poitiers Bât.SP2MI, Téléport 2,  
bd Marie et Pierre Curie, BP 30179 86962 Futuroscope Chasseneuil Cedex France

---

**Abstract:** AVUNET (Algerian Virtual University) is to be a multilingual environment for distance learning and teaching by exploiting communication and information technologies in particularly the Internet and the multimedia. The objective of our work is to develop a server that provide application and data which make it possible for various users from different sites to deliver their opinion on the structure, the operation and the components of AVUNET. The approach of gathering the environment information on the same server makes it possible to have a more important sample. May be it can be used to recognize the problems specific to the categories of users according to the place and context of use. It also allows the platform developers and administrators form to respond to the users requests.

**Key words:** Online evaluation, virtual university, distance education

---

### INTRODUCTION

The evaluation is a function which consists in carrying an appraisal, as systematic and objective as possible, of a completed project or in progress, a program or a set of actions lines, its design, its design and implementation and results. It is a question of determining the relevance of the objectives and their degree of realization, efficiency in comparison with the development, the effectiveness, the impact and viability.

The evaluation must have the possibility of improving the policies, programs and projects of the future years based on the lessons learned from our previous experiences and provides the elements necessary to justify the actions taken, with the information intended for the public<sup>[1,2]</sup>.

### OVERVIEW OF AVUNET PLATFORM

AVUNET is a multilingual environment for distance learning and teaching by exploiting communication and information technologies in particularly the Internet and the hypermedia. It has a structure close to that of Learning Space, Top Class, Librarian or WebCT. Based on client-server architecture, the platform is developed in PHP/MySQL and is independent of the software environment. The data set is stored on the server in a centralized database<sup>[13]</sup>.

AVUNET platform contains three systems<sup>[4]</sup>:

- A production authoring system contains the necessary tools for tasks' production. It contains amongst other things a content design environment

and an evaluation space to improve the learner knowledge and abilities.

- A communication and management server made up of several modules. An information module, which contains the various files and data needed by the user's teaching or training activities. A co-operative and communication module which has the means to make it possible for users to interact with each other, to accomplish team works or to take part in discussions. In order to favor the co-operative learning, the interfaces are conceived in such a way to make the presence of the others known by providing indication of their availability and their remarks on the teaching material.
- A help system that makes it possible for the learner to obtain assistance or advise or an adaptation of the environment from the computer system. The objective of the designed system is to give the learner the possibility to locate him/herself with respect to time and space during a training session. The learner is presented with a chart of courses and visited pages, thus enabling him/her to have an explicit representation of the virtual space. Various visualization levels are set up in order to make the chart more visible and not overloaded. A temporal panel is displayed permanently allowing the learner to monitor and optimize the training time. The user has also the possibility to access online help and a glossary containing the terms frequently found on Internet and likely to be misunderstood by beginner. The system gives access to a set of tools: notebook, diary, work plan, etc.<sup>[1,4]</sup>.

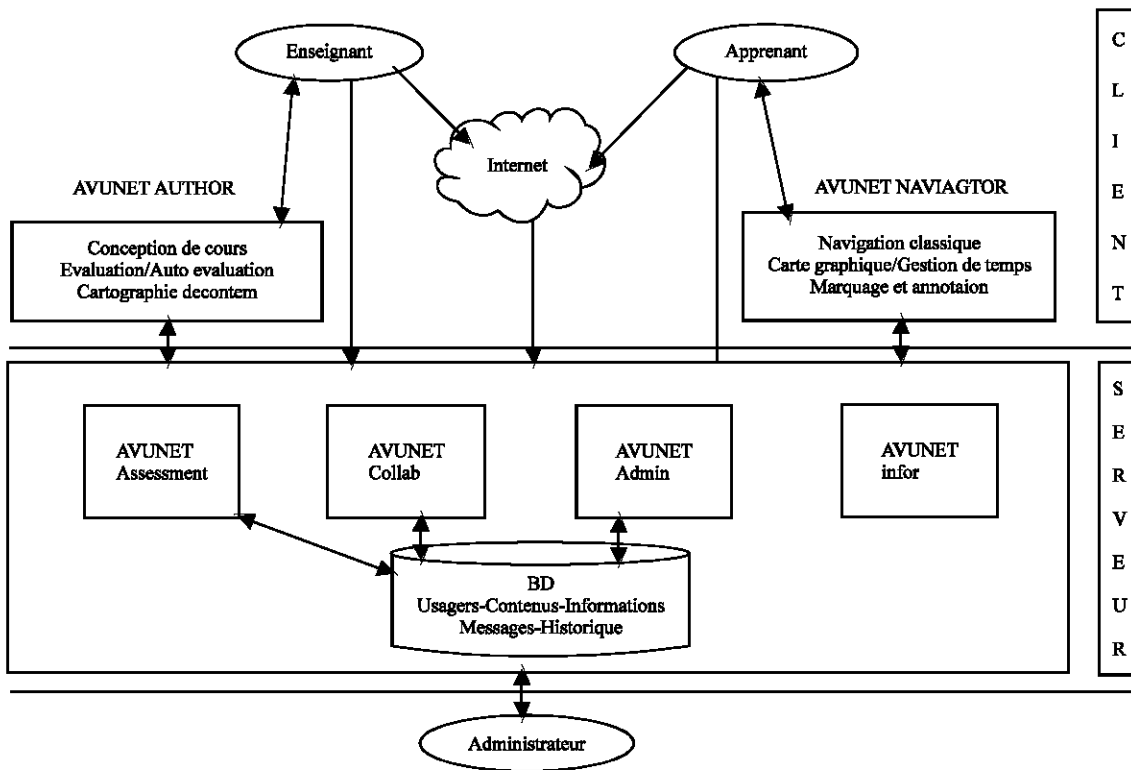


Fig.1: AVUNET environment simplified architecture

### COMPONENTS DESCRIPTION

The software components concerned with the evaluation are the various modules residing on the server. These modules are the management system and the customers' tools needed for content design and learner assistance. We describe in the following sections the modules that were operational at the time when we carried out our platform evaluation.

**Information system:** The information system of AVUNET contains various documents and data needed by the user for his/her teaching and training activities. AVUNET must be equipped with an information and orientation system to allow the future learner and/or their parents to familiarize themselves with the virtual university structure and components, to be aware of the different proposed programs and courses, to know the necessary requirements to join one of these programs and the needed papers to submit for the final administrative inscription and to be able to pre-register online. Once the registration is accepted, the learner will be sent a login name and a password so that he/she can access the AVUNET platform (Fig. 1).

**Authoring system:** The production authoring system contains the necessary tools for works production.

It comprises a content design environment and an evaluation space to improve the learner's knowledge and abilities.

It thus allows an instructor to design teaching contents intended for distance education within the virtual university. The goal of the system is to allow the creation of courses that will be usable by various professors. Each instructor will have the possibility to customize his/her course according to its objectives or specific problems. For this purpose there is a need to decompose the teaching material into learning objects that are as independent from each other as possible. Each instructor can then create his/her course by choosing from a database of learning objects those which meet its problems and/or its aim. They are organized in a logical way to establish a semantic network between these units or concepts.

**Collaboration environment:** The co-operation and communication system that contains the means that allows the user to communicate with other users, to complete tasks in a team work or to participate in discussions. In order to support the co-operative training, the interfaces are designed and implemented in such a way to make the presence of the other participants known.

by providing indices of their availability and their annotation on the pedagogical contents<sup>[1, 4, 5]</sup>.

**Learner assistance tools :** An assistance system which makes it possible to obtain assistance, advise or environment adaptation on behalf of the information processing system. The objective of the designed assistances is to allow learners to locate themselves in time and space during a training session. A map of the courses and the visited pages is displayed for the user, thus enabling him/her to have an explicit representation of virtual space. Different visualization levels are set up in order to make the map chart clear and not overloaded. A time panel displayed permanently allows the learner to monitor and thus optimize his/her training time. The Learner has also the possibility to access a help and a glossary containing the terms frequently seen while browsing the Internet and likely to be misunderstood by inexperienced learners<sup>[5, 6]</sup>.

## MANAGEMENT SYSTEM

A management system which gives access to the working tools: notebook, diary, work plan, etc. The objective of the comments in the notebook is to set up an automatic saving of information related to the learner's activity when he/she executes a scenario of activity on a learning object (date and duration of each connection, chapters of the courses, exercises of auto-evaluation, etc). This requires an effort of structuring of information and an implementation within AVUNET platform. An exploitation of this information by the learner can guide him/her through the personalized training path.

The design of a user interface to explore comment in the notebook according to relevant criteria would be a valuable help for the learner and the tutor. Lastly, a statistical study of the comments in the notebook of a group of learners on the same activity would give a synthetic vision of the training of the group. It would be useful to all contributors in the training

## AVUNET EVALUATION TOOLS

Our objective is to set up a system for AVUNET platform evaluation. It is a question of making it possible for different users of the platform to provide their opinion on the whole or a part of the platform. This is accomplished via the filling of online contextual forms. The collected data will be then sent to the server to be processed. This server can be different from the platform server<sup>[7]</sup>.

**Conceptual choice:** Each component evaluation is based on different criteria (general and specific). Each criterion is described at the beginning of the section and it is presented in a form of a title and a declaration in the form of a simple sentence. The user answers the evaluation questions corresponding to each component. For each question he/she will choose a value from the 4 or 5 values ranging from very dissatisfied to very satisfied. The user has also the possibility of adding comments to justify for example the choice made<sup>[8]</sup>.

**General architecture:** The evaluation system contains:

- Presentation of the components to be evaluated
- Evaluation interface form based
- Evaluation result storage
- Statistical data processing

The system is developed in PHP/MySQL. It works on any software platform (Windows, Unix, Mac OS) and does not require any specific software except a standard navigator<sup>[9, 10]</sup>.

## EVALUATION COMPONENTS

Any E-learning platform and provision should give opportunities to improve the quality and the variety of teaching and learning which would not otherwise be achieved through traditional methods. The following elements are of importance<sup>[7]</sup>:

- learners and their relationships are to be at the center of attention;
- The learning scenario should be enhanced by allowing a rich variety in communication;
- focus should be put on the social environment;
- The individuality of learning styles should be acknowledged.

**Evaluation of collaboration environment:** Learning is particularly effective:

- When learners work together towards a common goal
- When learners are engaged in real argumentative situations
- When they are part of negotiations to achieve a shared solution
- When they can exchange ideas and opinions actively the level of interest and participation is raised
- Learners can perform at higher intellectual levels when they work collaboratively

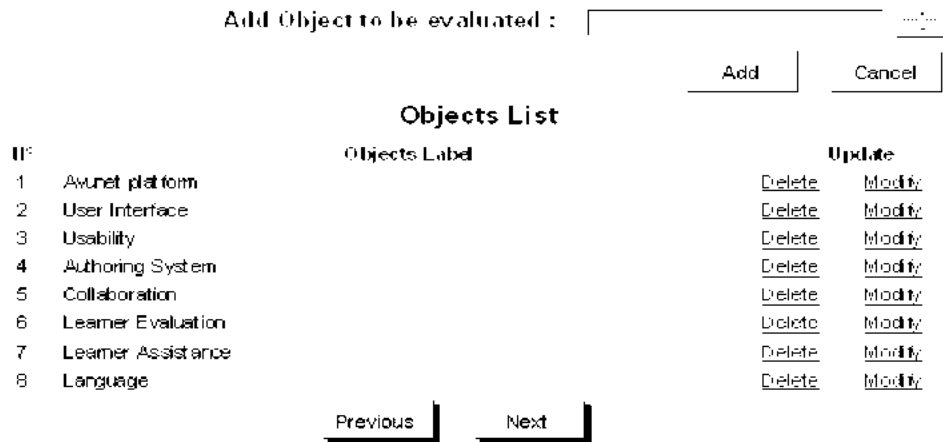


Fig. 2: Evaluation objects update

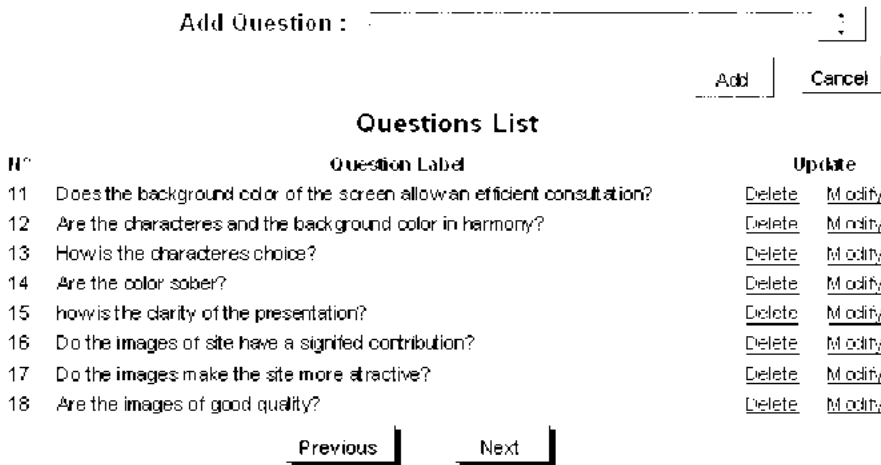


Fig. 3: Questions update

- Learners win by the application of the diversity of knowledge and competences among them
- Cooperative learning methods can enhance problem solving strategies
- A peer support system plays an important role in helping learners to internalise external knowledge

As a step in evaluation this refers to assessing platform functions and how they optimise and support the learner and manage to engage him in dialogues and constructive discussions.

**Evaluation of teaching methods:** Organizing students, helping them to learn, selecting from the multitude of resources and devices available are important teaching

activities to make learning beneficial for learners. In the light of this, it is our aim to evaluate the methods and techniques employed within the platform for disabled learners and to see how well the constructivist approach is employed to improve learning for disabled learners. This further manifests itself in the following key issues:

- knowledge construction;
- communication and collaboration;
- iconic and symbolic representation;
- taking initiatives;
- awareness of progress in time;
- sharing and contributing.

All these characteristics ask for technological features to give extra value to the whole system<sup>[7]</sup>.

Add choices for question n°11: | \_\_\_\_\_ |

Add | Cancel

**Choices List of Question N°:11**

N°	Choice Label	Survey	Update	
39	Insufficiert	6	Delete	Modify
40	On average agree	15	Delete	Modify
41	Agree	24	Delete	Modify
42	Exactly agree	2	Delete	Modify

Previous | Next

Fig. 4: Sample of updating list of choices

**Goal**

Before you start thank you for answering the following preliminary questions:

First Name | Djoudi |

Last Name | Mahieddine |

Gender | Male |

Age | 45 |

Profession | Teacher |

Did you use other E-Education Platform? | Yes |

If yes wich? | Learning Space |

:Optional

Ok | Cancel | Back

Fig. 5: Identification form

**TOOLS MANAGEMENT INTERFACE**

The use of the system in the administrator mode is allowed only via login (using a password). The administrator can do:

- Users (evaluators) management (login, personal data, categories...)
- Evaluation components addition, deletion and modification
- Evaluation criteria addition, deletion and modification
- Questionnaire different possible choices addition, deletion and modification
- Evaluation results statistical data recovery

**Evaluation objects update:** In Fig. 2 the administrator has the right to add, modify and remove the evaluation objects.

**Questions update:** In Fig. 3 the administrator has the right to add, modify and remove the questions concerning each object to evaluate.

**Update of the list of choices for question:** In Fig. 4 the administrator can add, modify or delete the choices for each question.

**INTERFACE AND EXPERIMENT**

**Evaluator identification form:** In Fig. 5 the evaluator provides personnel information (last name, first name, sex, age...). These are used in the survey of site users behavior.

**Sample form:** A click on the button "Send" will record this information in the data base of the server on which the evaluation is running. This server could be a different server than the one on which AVUNET is running.

**Evaluation form processing:** Using the forms, the user thus transmits information to the evaluation server. The forms are based on a relation between the user and AVUNET platform and on the PHP scripts located on the evaluation server. At the time when a PHP script is

**Language**

N°	Questions	
1	Is the text adapted to the subject ?	On average agree
2	Is the content coherent ?	agree
3	Is the vocabulary rich, diversified, appropriate (correct words, expression, etc)?	On average agree
4	Are there any spelling errors ?	agree
5	Is the punctuation correct ?	insufficient

Fig. 5: Sample of evaluation form

started, the parameters fixed in a HTML definition of a form are automatically imported and made available in PHP script as variables bearing the same name. In order to avoid collecting erroneous data we have chosen a method in which the user chooses from given possibilities only. This approach will eliminate the possibility of errors. The mechanism is to choose ready made options (list boxes, radio buttons operator, check boxes ...).

The access to the data is possible only via the administrator account which gives the permission to examine, print, delete and synthesize the data recorded in the data base

**Experiment:** We have experimented our evaluation system with a limited number of users (instructors, students). These users liked the idea of having forms with the same design shape independently of the module to be evaluated. In addition, they found the user interface attractive and administrator interface very easy to use (addition, modification and the deletion of components, questions and criteria). They raised the shortcoming of the administrator module because it supports in a very limited way the statistical processing and the results presentation in graphical form according to the users categories.

**CONCLUSION**

We presented in this study the evaluation system of the distance education platform AVUNET. This system is presented as a server that provides application and data.

It makes it possible for various users to give their opinion on the structure, the operation and the components of AVUNET.

This evaluation has already allowed the platform developers and administrators, based on the user requests and suggestion, to carry out the corrections

and the technological adjustments, which are essential to ensure the accessibility and the correct operation of the platform.<sup>[1]</sup>

The approach of having the whole of information on only one server makes it possible to have an important sample. It will also allow, through a large scale experimentation, the discovery the problems that are specific to the users categories, to place from where the system is being used and/or context of use. These criteria are not final others may come up at the time of the exploitation on a large scale of platform AVUNET.

**REFERENCES**

1. Djoudi, M. and S. Harous, 2002. An Environment for cooperative learning over the Internet, Intl. Conference on Internet Computing (IC'2002), Las Vegas, Nevada, USA, pp: 1060-1066.
2. Mahmoud, S. and M. Ben Henda, 2001. Proposition d'un modèle d'évaluation grand public de sites web multidisciplinaires, Colloque Veille Stratégique, Scientifique et Technologique, Barcelone.
3. Lim, K.H., I. Benbasat and P.A. Todd, 1996. An Experimental investigation of the interactive effects of interface style, instructions and task familiarity on user performance. ACM Trans. Computer-Human interaction, 3: 1-37.
4. Khentout, C., L. Douidi and M. Djoudi, 2002. Conception d'assistants pour l'enseignant et l'apprenant en enseignement sur le web, 2eme Colloque international sur l'université virtuelle, Alger.
5. Douidi, L., M. Djoudi and C. Khentout, 2005. Outils de collaboration support à l'apprentissage dans AVUNET, Congrès international en informatique appliquée, CIIA'05, BBA Algeria.

6. Khentout, C., M. Djoudi and L. Douidi, 2005. AVUNET Navigator: Un assistant à l'apprentissage sur le web, Congrès intl. en informatique appliquée, CIIA'05, BBA, Algeria.
7. Colace, F., M. Desanto and M. Vento, 2005. Elearning platform developing an evaluation strategy in real case. In 35th ASEE/IEEE Frontiers in Education Conference, Indianapolis.
8. Britain, S. and O. Liber, 2004. A framwork for the pedagogical evaluation of elearning environments. Report to JISC Technol. applications programme.
9. Graf, S. and B. List, 2005. An evaluation of open source e-learning platforms. In Proceedings of the 5th IEEE Intl. Kaohsiung, Taiwan.
10. Geldermann, J., M. Treitz and O. Rentz, 2004. Teaching integrated technique assessment based on open-source software. EUNITE Conference: European Symposium on Intelligent Technologies, Hybrid Systems and their implementation on Smart Adaptive Systems, Aachen, Germany, pp: 503-508.
11. Nogry, S., N. Guin-Duclosson and S. Jean-Daubiais, 2002. Evaluation cognitive d'un environnement informatique d'apprentissage. Actes du Colloque Apprendre avec l'ordinateur à l'école. Bordeaux.