

## **The Impact of Job Satisfaction, Training and Leadership on Performance of Employees While Taking Role Ambiguity as a Moderating Variable: Empirical Study on Public Universities of Ksa**

Waleed Bin Rashed Alshery and Fais Bin Ahmad  
School of Business Management, University Utara Malaysia, Sintok, Kedah, Malaysia

---

**Abstract:** Employee performance is always considered as one of the important factors of employee management that determines the success of an organization. The higher education sector of any country is considered one of the important sectors which need to concentrate on achieving their goals successfully. Thus, this research aimed to investigate the effect of job satisfaction, leadership and training on the employees' performance by taking role ambiguity as a moderating variable in the higher education of KSA. A questionnaire survey was used to collect the data from 366 employees working in higher education of KSA. The results found that job satisfaction and training have significant positive impact on employee performance. Surprisingly leadership style has significant negative impact on employee performance. The value of this paper was in showing the role ambiguity significantly moderates the job satisfaction, leadership style and training in higher education sector of KSA.

**Key words:** Performance of employees, role ambiguity, job satisfaction, leadership, training

---

### **INTRODUCTION**

The numerous difficulties that employees need to face because of the dynamism of working environment had brought about troubles for workers to keep up their job performance. Actually, employees have a tendency to have elevated expectations concerning workers' job performance by consistently checking their job performance through different performance management exercises (Dessler, 2011). People performance in any organization is the key factor of succeeding the organization with regardless of nature business. The higher education sector of any country is considered one of the sectors which really pay attention on achieving their goals successfully. There are different issues talked about extending from recognizing problems confronted by Higher Education (HE) in (Kingdom of Saudi Arabia) KSA on issues of benefit and aptitudes deficiencies (Abdullah *et al.*, 2009).

Employees are considered the most imperative element that determines the success of an organization. Furthermore it's worth noting that if employees of an organization are managed properly and give them the sense of comfort they can go beyond the limits to perform for the organization and can directly add into the productivity and efficiency and can reduce the counterproductive behavior in the organization (Fiorita *et al.*, 2007).

Today's Saudi Arabia is struggling hard to achieve some new targets and benchmarks to make its own identity in the global market. The organizations in all over the world which are on the path to achieve their strategic goals have a comparative low rate of employee turnover and along with this they usually have more competent and satisfied employees with more commitment level. Organizations in Saudi Arabia including education sector are more concern about the job performance of their employees as it results in the organizational development (Al-Kahtani, 2002). An employee who is well satisfied with his job will definitely perform more for the organization and can go extra miles for the betterment of the organization. Thus, this is very important to understand the factors that affect an employee's job performance including job satisfaction and leader's role (Awang *et al.*, 2010).

Academic staff members' job satisfaction, which considered as the corner stone of the story to push forward the efforts of Universities' authorities to improve employees' performance and to ensure high quality of education to serve both local and national society. Leadership style is one of the ways to establish the realization of objectives in the organization by the influence of managers towards the followers to create motivation which leads to high performance. On the other hand, Abdalla and Al-Homoud argued that training is not taken as a serious factor in Arab organizations to

improve the employees' job performance and is not considered as the strategic tool to achieve the organizational goals and same is the case of higher education. Academia is the field which is required proper training to be on job and the public universities of KSA are not exemptions. Universities are well thought-out as the source of knowledge generation and learning and transforming it. So, Universities play an important role in the development of the economy and culture of any country. To perform this vital role Universities are in need to hire skillful and knowledgeable academicians than to retain them and train them to increase their job performance to perform their duties (Khalid *et al.*, 2012).

According to the literature there are numerous reasons of job stress. Multiple roles and role ambiguity is also considered as the stressor. Employees in organizations are subjected to clash and the effect of clash is unavoidable, either positive or negative and it at last impacts the organizational performance of workers (Jehn, 1997). Moreover, studies on employee job performance concerning role ambiguity (Bhuiyan *et al.*, 2005; Lang *et al.*, 2007), competency (Vakola *et al.*, 2007; Vathanophas and Thaingam, 2007; Hashim, 2008; Potluri and Zeleke, 2009) were mostly conducted abroad and thus lack of evidence exists in KSA to understand the job performance of employees especially those in the education sector. Therefore, organizations must focus on the factors that positively affect the performance of the employees and in turn favorable job attitudes would lead the employees to show the desired behaviors (Altrasi, 2014).

Although there has been prior research regarding the employees' performance, very little research has concentrated on role ambiguity for employees' performance. Existing researches consider on the employees' performance without studying the role ambiguity as moderating. This study aims to fill this gap in the research literature by focusing on the factors that positively affect the employees' performance through job satisfaction, leadership and training by taking role ambiguity as a moderating variable in the in higher education of KSA.

### **Literature review**

**Employee performance:** Employee performance is always considered as one of the important factors of employee management. Job performance is generally associated with the competency of employee to perform the tasks and duties assigned to him to achieve the certain targets and goals according to the set standards and patterns or the benchmarks set by the organization (Eysenck, 1998; Mathis and Jackson, 2000; Bohlander and Snell, 2007).

As cited in Winarno and Dharma defined the performance as "something that is done or the products or services produced or provided by a person or group of people". Formerly, the research further elaborates that the job performance can also be defined as a result that can be attained by an individual while performing his task. Finally all the results will be judged and evaluated by the manager or any other competent authority. Besides the words by the supervisor or manager or any other competent authority of the organization will be considered as the feedback about the job performance of the employee. Shahzad *et al.* (2011) defines performance as a result or magnitude of a commotion for a particular time of period. Job performance can also be defined as a track record of the results achieved from the various types of functions of a particular job or commotion during a particular period of time.

In the same vein, Mayer and Cobb (2000) defined job performance as "the result of work that can be achieved by a person or group of people in a company suitable with the authority and responsibility in their respective efforts to achieve company goals legally and not violate the law and not contrary to morals or ethics". However, Mackin defines job performance as an extent to which a person carries out its assigned role by considering the explicit set standards that established by the organization. Summing up, performance is a distinguishing feature appearance that an employee tries to achieve and should have to attain the particular objectives. The set standards and bench marks should also be well considered while achieving the specific goals. There are many different ways to measure the team performance. Though many researchers have defined the performance in their own words and by taking different variables but the one common thing which is repeated by almost all the researchers is the result that is achieved.

## **MATERIALS AND METHODS**

**Models of job performance:** A few authors came up with various theories and models on job performance. Each theory and model relates to different situations. This section highlights a few theories on job performance and hence, adapts a reference model for the study conducted. Two major categories of job performance can be found across models: in-role (task) performance and extra-role (contextual) performance (Borman and Motowidlo, 1993; Conway *et al.*, 1999). In-role performance refers to performance on the technical aspects of an employee's job where as extra-role performance refers to nontechnical abilities such as being able

Table 1: Murphy (1994)'s Model of job performance according to the in-role and extra-role distinction

Performance dimensions	Descriptions of performance dimensions
<b>In-role</b>	
Task-oriented behaviours	Performing major tasks associated with the job
<b>Extra-role</b>	
Interpersonally oriented behaviours	All interpersonal transactions that occur on job
Down-time behaviours	Behaviours outside of work that affect job, performance (drug, use of alcohol, extra jobs)
Destructive/hazardous behaviours	Safety violations, sabotage, accidents

Table 2: Campbell (1990, 1994)'s Model of job performance according to the in-role and extra-role distinction

Performance dimensions	Descriptions of performance dimensions
<b>In-role</b>	
Job-specific-task proficiency	Technical aspects of job performance
Non-job-specific-task Proficiency	Common tasks performed by different employees
<b>Extra-role</b>	
Written and oral communication	Ability to write and communicate effectively
Demonstrating effort	Going the 'extra mile' at work
Maintaining personal discipline	Refraining from negative behaviours, following through on tasks
Providing assistance to the team	Being a good team member, working well with other members
Supervision/leadership	Effectively supervising and leading others
Management/administration	Effectively organising and keeping track of critical information

to communicate effectively, shows high motivation level and enthusiasm at work or be a good team member (Jex and Britt, 2008).

Murphy and coauthors proposed the second model of job performance. Even though, the model was specifically developed to facilitate an understanding of job performance in the US Navy, the performance dimensions are also relevant to any regular jobs. Compared to the first model, this model breaks performance down into four dimensions. The characteristics of the model are summarized in Table 1.

Campbell (1990, 1999) came up with a comprehensive model of job performance after analysing a diverse set of jobs performed by soldiers in the US. Army. The model elaborates that performance on all jobs can be broken down into eight dimensions. Table 2 shows Campbell (1990, 1999)'s Model of job performance according to the in-role and extra-role distinction. Campbell (1990)'s in-role was also known as task-performance. From the eight dimensions given in the model, it is well understood that not all of these dimensions would be relevant for all jobs. In fact, only three (Job-Specific-Task Proficiency (core task proficiency), demonstrating effort and maintenance of personal discipline) were identified as major performance components for all jobs (Table 2).

According to Jex and Britt (2008), the Murphy's four-dimension model was considered less useful compared to (Campbell, 1990; Campbell *et al.*, 1996) eight-dimension model, because the model was developed to explain job performance for the US. Navy personnel; whereas, Campbell's objective was to describe performance in a broader term of jobs. Apart from that Murphy's model was so broad that it was difficult to determine the factors that led to differences among employees on the performance dimensions.

In the perspective of job performance models, the integration of the models summarizes into a specific existence of in-role or task performance that portrays the main tasks or technical aspects of a job that were examined and evaluated during job performance evaluation. Hence, this study only considers task performance dimension of job performance in measuring job performance of academicians.

**Job performance among academicians:** Job performance is an important outcome for any of the academicians belongs to the education field. Research pertaining to job performance among academicians has been a popular subject of discussions among the higher education literatures. In the case of Malaysian public universities, job performance reflects the quality of the academicians. Errors can be increased, credibility can be at stake and legalities can be raised due to the poor performance (Fisher, 2003). Studies have been conducted involving significant variables in the behaviour of job performance among academicians. Razali for example, conducted a study on the effect of work and family on work performance of university lecturers. The respondents were academicians of University Putra Malaysia, Serdang. The research found that there was a significant relationship between the respondents' perceived effect of work and family on work performance. It implies that work and family affect job performance of academicians.

On the other hand, observed the job motivation and job performance in the recipients for outstanding services in the field of higher education institutions. The study depicted that there was no correlation between job motivation and job performance of academicians. In terms

of gender influence on emotional self-regulations of academicians in Malaysia, Haryani gave an insight of how successful academicians self-regulate their emotions in facing challenges in a new academic norm. It was also found that academicians self-regulate their emotions by motivating own self and staying focus to achieve personal target.

David and co authors explained the job stress and job satisfaction among the staff of Universities in Malaysia. They revealed that if Universities will not provide the healthy working environment which does not have workplace stress, role ambiguity and bullying etc. The employees will not be satisfied and it will be resulted in the low performance of employees. Job performance is indeed a very important aspect for academicians in universities. Roshidi (2005) in his research studied the perceptions of academicians on performance appraisal in public universities and job performance of academicians in Business Management faculties in Malaysian public universities were positively related to healthy workplace (Nanthini, 2007). In addition, appraisal and expression of emotion were found to be moderately correlated to job performance among the academicians.

**Job satisfaction:** Job satisfaction and employee's performance are highly interlinked variables. Job satisfaction is an evaluative judgment about the level of delight an employee gets from his or her employment that comprises of both emotional and cognitive components (Hulin and Judge, 2003). The relationship between job satisfaction and occupation performance has intrigued specialists for decades and a few hypothetical clarifications have been placed to clarify this relationship. For example, social cognitive speculations foresee that:

- State of mind around the occupation (e.g., work fulfillment) ought to impact practices on the work
- Practices at work (or the prizes product by performance) lead to the arrangement of state of mind at the occupation and
- Job satisfaction and employment satisfaction are correspondingly related

In view of examination did by Hawthorne studies, further research to demonstrate that "glad employees are profitable" was done which has been demonstrated negative. In view of the finish of Hawthorne studies, administrators started their endeavors to make their representatives more content by enhancing work conditions, giving sort of administration, stretching

different offices to the employees, however it has been discovered that there is no immediate relationship between gainfulness and bliss. Robins inferred that beneficial specialists are liable to be upbeat employees. Further research on the subject recommends that association having upbeat specialists may have expanded benefit.

On individual level, it may not be valid because of multifaceted nature of environment, work forms, different frameworks and sub frameworks having effect on the individual representative. However, it can be said from authoritative perspective that association that have the capacity, develop such arrangements that make workers glad bound to have enhanced gainfulness. Benefit is considered as prize for diligent work which is because of abnormal state of fulfillment. However, globalization, rate of machines and learning blast, effect of media on specialists, social mindfulness and exclusive requirements of workers to meet social commitments are vital variables to guarantee high fulfillment level of representatives. While developing mechanical practices, above elements ought to be considered positively and worker development accomplished so associations become naturally (Kondalkar, 2007a, b).

Job satisfaction is considered as one of the determinants of job performance and many researchers showed a positive relationship of job satisfaction and job performance. As researchers defined that job performance is an emotional state of mind which employee actually perceives many features about his job and its features. It is a known fact that satisfied employees bring more customers (Ahmed *et al.*, 2010a, b).

It is widely observed that job satisfaction is a variable of great interest among the researchers. Employees' involvement in their work and their loyalty to the organization is very important for the development of the organization and job satisfaction is the best tool to make them motivated to achieve the organizational goals. So, job satisfaction and job performance go side by side (Armstrong, 2009). Therefore, the first hypothesis can be specified as following:

- H<sub>1</sub>: There is a significant impact of job satisfaction on performance of employees working in public universities of KSA

**Leadership:** To date, the evolution of leadership continues to be a focus and has received significant research attention. There are many ways to define leadership. Based on 54 experts from 38 countries,

leadership is about influencing, motivating, and enabling others in their workplace to contribute toward the effectiveness and success of the organizations (McShane and Glinow, 2010). Leadership is also defined by Robbins and Judge (2010) as the ability of influencing a group toward the achievement of a vision or set of goals. Consequently, a simpler definition was given by Kassim and Sulaiman (2011) as "to be part of management that involves the supervision of others". Cited Pater in the study of Yang, safety leadership was highlighted as a sub-system of organizational leadership. Lu *et al.* (2010) also quoted Wu *et al.* (2007) for a definition of safety leadership as "the process of interaction between leaders and followers, through which leaders can exert their influence on followers to achieve organizational goals under the circumstances of organizational and individual factors."

According to the writers above, Leadership as an activity or process comes from individual behavior towards followers to enhance the enthusiasm and aspiration to achieve the target and accomplish the objectives. Leadership is the ability of any group to influence them achieving the goals. So leadership can be defined as.

Similarly, the leadership is about exchanged relationship between leaders and subordinates, moreover, it is how leaders influence the followers in establishing the vision, values and the creation of the environment so the objectives can be completed. Leaders should convince of the staff through the consultation, negotiation and compromise to build the confidence among them so that they can influence the employee performance to achieve the goals and gains due to the high performance of the organizations. The leader today aims to understand how their leadership styles can affect the motivation level and ultimately the delivery of business performance.

According to Zaccaro and Klimostki (2001), leadership in the firms these days is becoming a tough business. Today leaders faced lots of significant challenges in their roles and the global changes around them have increased in complexity. Stogdill and Cohn (1957) defined leadership as individual behavior that guides a group to achieve the common target. Lee and Chuang (2009) emphasized that the excellent leader not only inspires subordinate's potential to enhance efficiency but also to meet their requirements in the process of achieving organizational goals. In line with that, leadership is remarkable as the main factor in enhancing the organizational performance and successfully meets the objectives. It can be understood that there is a strong link between leadership styles and

high organizational performance (Santora *et al.*, 1999; Venkataraman, 1997). Further studies suggested that effective leadership behaviors can facilitate the improvement of performance when organizations face these new challenges (McGrath and MacMillan, 2000; Teece *et al.*, 1997). "Even though, organizational performance refers to the ability of an enterprise to achieve such objectives as high profit, quality product, large market share, good financial results, and survival at pre-determined time using relevant strategy for action" (Koontz and Donnell, 1993).

For better organizational performance which aims to achieve the target and use survival strategies that could be more practical; all that are need the right and effective leadership style (Rowe, 2001). Furthermore, the performance of the organization can also be used to see how the company gets along in the level of benefits, a piece of the entire industry and the issue of quality in relation to the different companies in the same industry. Therefore, it is part of the project of printing gain measured in terms of income, good, growth, partnerships and expansion improvement. Understanding the impacts of authority on performance is the most vital element in light of the fact that initiative is seen by different masters as one of the key main impetuses for an enhancing association's performance. Besides, successful initiative is seen as an intense wellspring of administration advancement and maintained focal point for authoritative performance change (Avolio, 1999; Lado *et al.*, 1992; Rowe, 2001).

According to Robbins and Judge (2009) the leader should be both transformational and transactional and pay attention to the concern of the development needs of individual followers so they are changing follower's awareness of the problems by putting them at ease level and to make possible to resolve the issues in an innovative way. Moreover, they should be capable to make employees motivated to achieve the organizational goals by making them excited and by putting organizational citizenship behavior in them. Virtually all theoretical treatments of transformational leadership claim that, among its more direct effects are employee performance and commitment leading to the kind of extra effort required for significant organizational change (Yukl, 1989).

It's a proved fact that the motivated and kind leadership always bring the motivation in the employees to work hard towards achieving the organizational goals (Robbins *et al.*, 2008). The healthy relationship between the leadership and the employees can make employees to work beyond their organizational obligations and show an organizational citizenship behavior (Robbins and Judge, 2009).

There is a correlation between the employees' job performance and transformational leadership style (Bass, 1985). This is also notable that the correlation between transformational leadership and employees' job performance is comparatively high as compare to the correlation between the transactional leadership style and employees' job performance. Basically employees perform well when they feel an attachment with organization and these identifications comes with the appreciation by the leaders and once they get the identification it becomes even easier for the organization to make them follow the organizational norms and values which actually gets converted into employees' performance and eventually the organizational performance (Bass, 1985). Therefore, the second hypothesis can specified as following:

- $H_2$ : There is a significant impact of leadership style on performance of employees working in the public universities of KSA.

**Training:** The extensive literature suggests that the training is an organized process to enhance the employee's knowledge, competency and skills which are important to attain some job specific tasks. Training creates an impact on the organizational competency and volume of revenue the way it affects the employee's competency (Elnaga and Imran, 2013).

Preparing is fundamental to build profit as well as to inspire and motivate specialists by telling them how vital their employments are and providing for all of them the data they have to perform those occupations (Anonymous, 1998). The general advantages got from worker preparing are: expanded occupation fulfillment and spirit, expanded inspiration, expanded efficiencies in techniques, bringing about monetary profit, expanded ability to receive new advances and routines, build innovation in methods and items and decreased employee turnover.

According to Hawthorne studies, and various other investigation wear down advantage of worker highlighted the truth that employees who are satisfied by their occupation will have higher occupation execution, and in this way transcendent vocation support, than those who are not content with their occupations (Landy, 1985). Likewise, it is communicated that delegates are more likely to turnover in case they are not satisfied and consequently de motivated to show incredible execution. Laborer execution is higher in energetic and satisfied experts and the organization feels that it easy to awaken high performers to achieve firm targets (Kinicki, 2007). The

delegate could be recently satisfied when they feel themselves ready perform their occupations which is achieved through better planning undertakings.

Past explores demonstrated a positive connection in the middle of training and employee performance, as training brings advantages for the worker alongside for the firm by absolutely affecting worker performance through the improvement of worker's abilities and conduct. A firm that concentrates on shareholders and client fulfillment understood the significance of putting resources into training, and subsequently perceives the value of employee improvement (Elnaga and Imran, 2013).

The organizational mechanism and market demands are changing rapidly so in this changing environment organizations really need to adopt the rapid changes and to respond them timely and efficiently (Tai, 2006). He further mentions that the employers need to train their employees and to equip them with new and advanced skills and working tools to manage rapid changes and to improve their capabilities. An effective training program can benefit the organization in various ways including the increased productivity of employees change (Lu *et al.*, 2010). Additionally, it also increases the job retention rate among employees as they feel that organization is investing on them which are of mutual benefit of them and the organization by increasing their capabilities and translating that into increased and more efficient employees' performance.

It is noted that the effective training programs enhance the motivation level of the employees. That is the reason that the training programs are considered one of the tools to increase the employees' job performance to achieve the organizational goals. As training refers to improve the existing performance and elevate it to the standardized benchmark. So trainings in a way not only improve the personal capabilities of employees but also make the best use of human resource of the organization (Kinicki, 2007). Therefore, the third hypothesis can be specified as following:

- $H_3$ : There is a significant impact of training on performance of employees working in the public universities of KSA

**Role ambiguity:** Role ambiguity is defined as the lack of a clear set of instructions for guiding one's actions in a particular setting or to reach a specific goal (Eys and Carron, 2001). In a seminal study that advanced the concept of role ambiguity in team cohesiveness, Kahn *et al.* (1964) created a theoretical model through which role ambiguity was measured as a multidimensional construct. In their study, the objectives included:

- Exploring the nature of role conflict and role ambiguity in industrial positions
- Identifying work situations or contexts which intensify role ambiguity
- Identifying the associations between situations or context and role ambiguity as well as how individuals adjust,
- Exploring how the effects of role ambiguity might be moderated by individual characteristics Role ambiguity occurs when there are more number of supervisors on single employee or if there are different standards and demands regarding one particular job

Role ambiguity can cause employees dissatisfaction and thus, decreased his organizational commitment and ultimately results in low job performance (Shenkar and Zeira, 1992). Rizzo and co authors described role ambiguity as the inharmoniousness of the organizational demands from an employee in the reference of his role. According to the theoretical model developed in this study, those dimensions include:

- Organizational factors
- Personality factors
- Interpersonal factors

For organizational factors, role requirements were measured in three areas. First, the role was measured in terms of the extent to which the position crossed outside of the organization's boundaries or interacted with individuals outside of the organization. The researchers hypothesized that employees who work close to a boundary-both of the organization or of a department or work area- experience increased conflict about their role and increased tension. Second, the extent to which an employee's role requires innovative problem-solving for non-routine problems were measured. There is a tendency for organizations to select individuals with high self-confidence, high levels of career aspirations and high engagement in the position for jobs with high requirements for innovative problem solving. Third, the role was measured for the extent to which the position was responsible for the work products of others. The study found that the highest levels of conflict regarding role in a job were in the upper/middle level of management, rather than at the lower levels of management.

Employees who do not get their part of duty and feel problem to understand the instruction and it makes them confuse about their job description often dissatisfied with their job. And there is a high probability for such

employees to leave the organization or not become the active part in achieving various organizational goals. Role ambiguity can be a cause of the failure of an employee to show the productivity at workplace and can also be the failure of an organization in the long run (Beard, 1999).

The relationship of job satisfaction and the role ambiguity is of core importance which actually affects the employees' performance (McLaughlin *et al.*, 2008). Many studies show a significant relation of role ambiguity and employee's satisfaction. Some studies have also been done on the universities' employees to obtain the empirical results about the relationship of employees' job performance and role ambiguity and found the same results (O'Driscoll and Beehr, 2000). Therefore, the fourth hypothesis can be specified as following:

- H<sub>4</sub>: Role ambiguity moderates the relationship of job satisfaction and the performance of employees working in public universities of KSA

Correlation between leadership and employees performance is empirically proved in many studies but in the case of role ambiguity exists, it becomes even more crucial to understand the relation of leadership and employees' performance. Leadership is considered as the helping role of the management to facilitate the employees to achieve the high level goals and to make them more comfortable and loyal with the organization to increase their performance (Robbins and Judge, 2010).

Existence of role ambiguity can be a trouble for an employee in the case of achieving a certain benchmark to perform well. Leadership than comes forward and eliminate the ambiguities in the mind of an employee and let them perform well (Abdullah and Kassim, 2011). Therefore, the fifth hypothesis can be specified as following:

- H<sub>5</sub>: Firm category moderates the effect of IT training on IT utilization

Usually organizations want the highly skilled employees to obtain more accurate results and to avoid mistakes at the workplace. This is also due to the changing requirement of innovation and more confidence in the changing situation of the current markets. Many organizations offer training programs to their employees at different levels to enhance their capabilities (Sekaran and Bougie, 2011).

Role ambiguity confuses the employees to understand their role descriptions and job requirements. Workers with low understanding with their job requirements cannot perform well at work place. So, by

proper and ongoing training sessions regarding their job description, job goals and other work place related ambiguities can be removed (Bougie, 2009). Therefore, the sixth hypothesis can be specified as following:

- H<sub>6</sub>: Role ambiguity moderates the relationship of training and the performance of employees working in the public universities of KSA

**RESULTS AND DISCUSSION**

**Descriptive analysis:** The descriptive statistics are reported in Table 3 shows that the number of respondents was 366 and the mean and SD of variables are as follows, the job satisfaction has second lowest mean of 3.362 and SD 0.80882. Variable training has a mean 3.6407 and SD 0.79382. So on variable leadership has mean 3.1571 and SD is 1.0445, variable job performance has highest mean 4.0123 and SD 0.80358 and lastly role ambiguity has mean 3.0273 and SD 1.01863. Moreover a minimum and maximum value remains same in all variables (Table 4).

Group 1 of nationality represent the large number (317) of total respondents with percentage 86.6 and second group contribute the remaining percentage 13.4 with number of respondents 49. Which means that nonacademic staff is mostly from the nationality group 1 (Table 5).

Descriptive statistics shows that the minimum number of respondents lies in age group 7 with 3.6 % Second and third minimum percentage is 5.2 with number of respondents 19 and 4.6 number of respondents 17 respectively. Also the highest number of respondents is 97 under the age group 3 with percentage 26.5, second highest number of respondents are 86 lies under the age group 2 with 23.5 %. So on, third and second highest percentage is 22.7 and 13.9 with number of respondents (frequency) 83 and 51, respectively.

**Testing the measurement model:** Before, testing the hypotheses of the study, the measurement model or the outer model was assessed first using Partial Least Squares Structural Equation Modeling (PLS-SEM). Two steps were followed to know the model's goodness of fit. Firstly, construct validity which include factor loadings, composite reliability, Cronbach's alpha and convergence validity, was ascertained. Secondly, discriminant validity that includes Fornell-Larcker criterion was determined.

**Construct validity:** Construct validity refers to the degree to which the items generated to measure a construct can appropriately measure the concept they were designed to

Table 3: Descriptive analysis

Variable	N	Minimum	Maximum	Mean	Std.
Job Satisfaction	366	1	5	3.362	0.80882
Training	366	1	5	3.6407	0.79382
Leadership	366	1	5	3.1571	1.04451
Job Performance	366	1	5	4.0123	0.80358
Role Ambiguity	366	1	5	3.0273	1.01863

Table 4: Nationality

Nationality	Frequency	Percent	Valid percent	Cumulative percent
Saudi	317	86.6	86.6	86.6
Not Saudi	49	13.4	13.4	100
Total	366	100	100	

Table 5: Age of respondent

Age	Frequency	Percent	Valid percent	Cumulative percent
1	17	4.6	4.6	4.6
2	86	23.5	23.5	28.1
3	97	26.5	26.5	54.6
4	83	22.7	22.7	77.3
5	51	13.9	13.9	91.3
6	19	5.2	5.2	96.4
7	13	3.6	3.6	100
Total	366	100	100	

measure (Hair *et al.*, 2010). More specifically, all the items designed to measure a construct should load higher on their respective construct than their loadings on other constructs. This was ensured by a comprehensive review of the literature to generate the items that already have been established and tested in previous studies.

Based on factor analysis, items were correctly assigned to their constructs. Construct validity was ascertained in two ways. Firstly, the items showed high loadings on their respective constructs when compared with other constructs. Secondly, the item loadings significantly loaded on their respective constructs. Table 6 and 7 show the result.

**Convergent validity of the measurements:** Table 8 shows that the composite reliability values ranged from 0.608- 0.900. These values exceeded the recommended value of 0.6 (Hair *et al.*, 2010). The Average Variances Extracted (AVE) values ranged between 0.508 and 0.681 which is greater than the recommended value (0.5) of AVE. That indicating a good level of construct validity of the measures used. These results confirm the convergent validity of the outer model.

**Discriminant validity of the measures:** The discriminant validity of the measures was confirmed by employing the method by Fornell and Larcker. As illustrated in Table 9, the square root of Average Variance Extracted (AVE) for all the constructs were placed at the diagonal elements of the correlation matrix. As the diagonal elements were higher than the other elements of the row and column in which they were located, this confirms the discriminant validity of the outer model.



Table 6: Factor analysis and cross loading

Construct	Items	JP	JS	LE	RA	TR	
Job performance	JP1	0.634	0.335	0.063	-0.098	0.325	
	JP2	0.839	0.370	0.048	-0.242	0.453	
	JP3	0.835	0.359	0.052	-0.192	0.481	
	JP4	0.776	0.297	-0.025	-0.152	0.340	
	JP5	0.733	0.409	0.101	-0.182	0.390	
	JP7	0.608	0.378	0.164	-0.149	0.298	
	JP8	0.664	0.246	0.035	-0.141	0.292	
	Job satisfaction	JS2	0.476	0.791	0.142	-0.119	0.455
JS3		0.206	0.674	0.436	-0.111	0.253	
JS4		0.276	0.734	0.390	-0.159	0.331	
JS8		0.144	0.500	0.327	-0.040	0.331	
Leadership	LE1	0.078	0.368	0.778	-0.048	0.384	
	LE2	0.054	0.355	0.786	-0.075	0.296	
	LE3	0.025	0.301	0.797	-0.036	0.216	
	LE4	0.081	0.339	0.851	-0.232	0.203	
	LE6	0.056	0.142	0.634	-0.053	0.227	
	LE7	0.037	0.275	0.634	-0.144	0.156	
	LE8	0.066	0.300	0.769	-0.088	0.198	
	Role ambiguity	RA3	-0.194	-0.135	-0.118	0.723	-0.049
RA4		-0.102	-0.155	-0.175	0.734	-0.013	
RA5		-0.259	-0.090	0.024	0.782	0.029	
RA6		-0.132	-0.190	-0.174	0.759	-0.066	
RA7		-0.091	-0.114	-0.183	0.764	-0.019	
RA8		-0.056	-0.040	-0.213	0.641	-0.016	
Training		TR3	0.323	0.406	0.354	-0.074	0.669
		TR6	0.494	0.433	0.174	-0.029	0.842
	TR7	0.428	0.445	0.345	-0.011	0.900	
	TR8	0.424	0.444	0.255	0.024	0.872	

Table 7: Significance of the factor loading

Construct	Items	Loading	Standard error	t-value	p-value
Job performance	JP1	0.634	0.053	11.872	0.000
	JP2	0.839	0.017	50.364	0.000
	JP3	0.835	0.021	39.396	0.000
	JP4	0.776	0.030	25.769	0.000
	JP5	0.733	0.034	21.466	0.000
	JP7	0.608	0.051	12.019	0.000
	JP8	0.664	0.043	15.566	0.000
	Job satisfaction	JS2	0.791	0.040	19.863
JS3		0.674	0.065	10.400	0.000
JS4		0.734	0.054	13.656	0.000
JS8		0.500	0.087	4.943	0.000
Leadership	LE1	0.778	0.212	3.675	0.000
	LE2	0.786	0.215	3.651	0.000
	LE3	0.797	0.222	3.586	0.000
	LE4	0.851	0.205	4.142	0.000
	LE6	0.634	0.231	2.739	0.003
	LE7	0.634	0.211	3.004	0.001
	LE8	0.769	0.203	3.800	0.000
	Role ambiguity	RA3	0.723	0.060	12.083
RA4		0.734	0.082	8.950	0.000
RA5		0.782	0.052	14.925	0.000
RA6		0.759	0.082	9.304	0.000
RA7		0.764	0.104	7.319	0.000
RA8		0.641	0.110	5.807	0.000
TR3		0.669	0.041	16.439	0.000
TR6		0.842	0.025	33.232	0.000
Training	TR7	0.900	0.017	53.864	0.000
	TR8	0.872	0.024	35.841	0.000

In sum, having established the construct validity of the outer model, it is assumed that the obtained results pertaining to the hypotheses testing should be valid and reliable.

Table 8: Convergent validity of the measurements

Construct	Items	Loading	Cronbach alpha	Cr <sup>a</sup>	AVE <sup>b</sup>	
Job performance	JP1	0.634	0.853	0.889	0.536	
	JP2	0.839				
	JP3	0.835				
	JP4	0.776				
	JP5	0.733				
	JP7	0.608				
	JP8	0.664				
	Job satisfaction	JS2	0.791	0.63	0.759	0.508
JS3		0.674				
JS4		0.734				
JS8		0.5				
Leadership	LE1	0.778	0.874	0.901	0.568	
	LE2	0.786				
	LE3	0.797				
	LE4	0.851				
	LE6	0.634				
	LE7	0.634				
	LE8	0.769				
	Role ambiguity	RA3	0.723	0.845	0.875	0.541
RA4		0.734				
RA5		0.782				
RA6		0.759				
RA7		0.764				
RA8		0.641				
Training		TR3	0.669	0.841	0.894	0.681
		TR6	0.842			
	TR7	0.9				
	TR8	0.872				

Table 9: The discriminant validity matrix

Construct	Job performance	Satisfaction	Job leadership	Role ambiguity	Training
Job performance	0.732				
Job satisfaction	0.469	0.685			
Leadership	0.083	0.400	0.633		
Role ambiguity	-0.231	-0.166	-0.138	0.735	
Training	0.513	0.522	0.329	-0.023	0.825

Table 10: Predictive quality indicators of the model

Variable	Variable type	R <sup>2</sup>	Cross-validated communalities	Cross-validated redundancy
Job performance	Endogenous	0.4260	3868310	.219189

**Goodness of Fit (GoF) of the Model:** To support the validity of the PLS model, GoF value was estimated according to the Using the formula, the GoF value was 0.486 obtained:

$$Gof = \sqrt{R^2 + AVE}$$

A comparison was made with the baseline values of GoF (small = 0.1, medium = 0.25, large = 0.36) as suggested by Wetzels *et al.* (2009). The formula shows that the model's goodness of fit measure was large, indicating an adequate level of global PLS model validity.

**Prediction relevance of the model:** Result pertaining to the prediction quality of the model is illustrated in Table 10 which indicated that the cross-validated redundancy of Job Performance was 0.219189. This value was more than zero, indicating an adequate predictive validity of the model based on the criteria suggested by Fornell and Cha.

Table 11: The results of the inner structural model

Hypothesis	Path coefficient	Standard error	t-value	p-value	Decision
Job Satisfaction > Job Performance (H1)	0.370***	0.071	5.223	0.000	Supported
Leadership > Job Performance (H2)	0.035	0.105	0.333	0.370	Not Supported
Training > Job Performance (H3)	0.397***	0.079	5.005	0.000	Supported
Role Ambiguity * Job Satisfaction > Job Performance (H4)	-0.299*	0.212	1.407	0.080	supported
Role Ambiguity * Leadership > Job Performance (H5)	-0.259**	0.148	1.746	0.041	Supported
Role Ambiguity * Training > Job Performance (H6)	0.397	0.079	5.005	0.000	supported

\*\*\*:p<0.01; \*\*:p<0.05; \*:p<0.1

**Assessing the inner model and hypotheses testing procedures:** After the goodness of the outer model had been determined, the next step was to test the hypothesized relationships among the constructs. Using the Smart PLS2.0, the hypothesized model was tested by employed the bootstrapping techniques.

As illustrated in Table 11, based on the result of regression analysis on coefficient, all the independent variables namely, job satisfaction, leadership and training significantly influence the employee’s performance. P-value of job satisfaction and job performance is (0.000), leadership and job performance is (0.370), training and job performance is (0.000) and the p-value of moderating effect of role ambiguity between job satisfaction and job performance is (0.080) between leadership and job performance is (0.041) and p-value of role ambiguity, training and job performance is (0.000). All these four independent variables significantly influence employee’s performance.

Similarly, the independent variable that has the highest coefficient value among the independent variables is training (0.397) which means that training have the biggest effect on job performance among the other independent variables. Thus, one unit increase in standard deviation of training will result 0.397 increases in job performance. Furthermore, job satisfaction has the second highest coefficient value (0.370). Meanwhile, leadership has proved (0.035) coefficient value. Moreover, role ambiguity significantly moderate the results between all three independent variables and job performance (Fig. 1).

In summary, the aim of this analysis was to provide answers to the final objective of this research which is to examine which independent variable among job satisfaction and leadership and training has the biggest influence on job performance of higher education sector in KSA. Thus, it’s summarized here that training and job satisfaction is the critical factor in explaining job performance (Table 11).

**Hypothesis Testing:** In this part, the researcher related the results found from the analysis carried out to the hypothesis in this study.

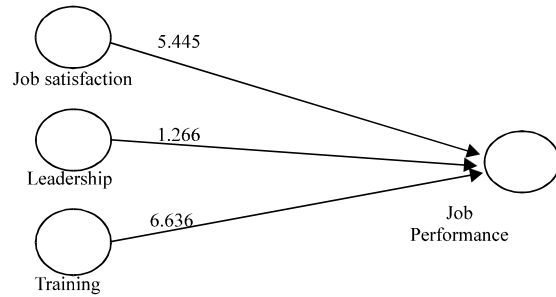


Fig. 1: Significance of path coefficient

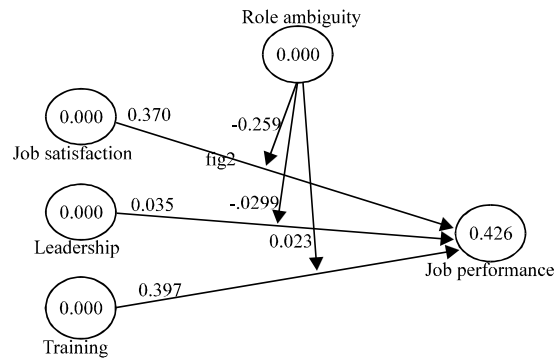


Fig. 2: The moderating effect of the Job ambiguity

- H<sub>1</sub>: there is a significant impact of job satisfaction on performance of employees working in public universities of KSA

The result from correlation analysis and multiple regression analysis indicate there is a significant positive relationship between job satisfaction and job performance because the factors loadings of job satisfaction meeting the acceptable criteria and ( $\beta = 0.370$ ). In this study, the model reach statistics significant ( $p = 0.000 < 0.01$ ). According to correlation value and Beta value to show that job satisfaction influence employee performance. Therefore, the first hypothesis of the research is supported (Fig. 2).

Figure 2 and 3 represents the moderating effect of Role ambiguity among job performance and explanatory variable namely, job satisfaction, training and leadership as shows above in Table 11.

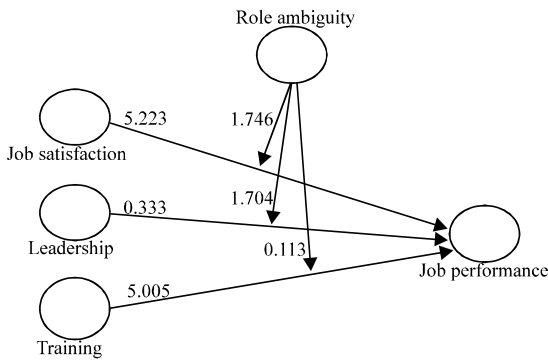


Fig. 3: The T value of the Moderated Model

- H<sub>2</sub>: there is a significant impact of leadership style on performance of employees working in the public universities of KSA

The result of the multiple regression analysis tested earlier shown that there is insignificant relationship between leadership and job performance. Because the  $p = 0.370$  and  $(\beta = 0.035)$ . In this study, the model proved statistically insignificant. Thus, this not supports the second hypothesis of this research.

- H<sub>3</sub>: there is a significant impact of training on performance of employees working in the public universities of KSA

Training has significant positive relationship with employee performance which is the third independent factor that influence the job performance in this research with  $p$ -value of  $0.000$  and  $(\beta = 0.397)$ . In this study, the model reach statistics significant. Hence, the third hypothesis test of this research is supported.

- H<sub>4</sub>: role ambiguity moderates the relationship of job satisfaction and the performance of employees working in public universities of KSA

Role ambiguity has significant and negatively influence the relation of job satisfaction and job performance with  $(\beta = -0.299)$ . In this study, the model reach statistics significant ( $p = 0.000 < 0.01$ ) which means that role ambiguity significantly and negatively moderate the relationship between job satisfaction and job performance. As a result the last hypothesis test of the research is supported.

- H<sub>5</sub>: role ambiguity moderates the relationship of leadership style and the performance of employees working in the public universities of KSA

Role ambiguity has significant and negatively influence the relation of leadership and job performance with  $(\beta = -0.259)$ . In this study, the model reach statistics significant ( $p = 0.000 < 0.05$ ) which means that role ambiguity significantly and negatively moderate the relationship between leadership and job performance. As a result, the last hypothesis test of the research is supported.

- H<sub>6</sub>: role ambiguity moderates the relationship of training and the performance of employees working in the public universities of KSA

Role ambiguity has significant and positively affect the relation of training and job performance with  $(\beta = 0.397)$ . In this study, the model reach statistics significant ( $p = 0.000$ ) which means that role ambiguity significantly and positively moderate the relationship of training and job performance. As a result, the last hypothesis test of the research is supported.

### CONCLUSION

In conclusion, this study tried to increase the borders of the knowledge refer to the implications of performance, job satisfaction, leadership, training and role ambiguity. The research model resulted from this study provides an original and unique theoretical framework which could be a reference model to examine the performance, job satisfaction, leadership, training and role ambiguity as moderating variable. The originality of this research framework could be due to the introduction of role ambiguity as moderating variable to explain the potential effect between job satisfaction, leadership, training and job performance. This framework was suggested to resolve the inconclusive results regarding the effects of role ambiguity on job performance.

### SUGGESTIONS

In general, this research framework could be a guideline for future empirical research further explains the effect of job satisfaction, leadership, training and role ambiguity as moderating variable on employees' performance. The current study offers several future research opportunities. In addition to the above suggestions on how to address the limitations of the present study, future research may also consider other possibilities.

Firstly, to better understand the process and mechanism of how and why better employee performance is achieved, a case study approach could be considered

in the future. This approach enables researchers to comprehend the complex relations between the variables. Secondly, future studies may consider examining the research model in other contexts such as private universities of KSA. By doing so, the generalizability of the model can be ascertained. Thirdly, literature reveals that there are various components that affect employee performance including our independent variables of the study for more deep insight other variables should also testify like motivation, organizational culture and technology infrastructure of the organization.

Finally, role ambiguity and its importance empirically examined in this study to explore the relationship of employee performance with other various predictors. In future study other variables can be analyzed as moderating or mediating variable to explain the relationship of employee performance and other predictors of this study.

## REFERENCES

- Abdullah, F., J. Hamali, A.R. Deen, G. Saban and A.Z.A. Abdurahman, 2009. Developing a framework of success of Bumiputera entrepreneurs. *J. Enterp. Commun. People Places Global Econ.*, 3: 8-24.
- Abdullah, J.B. and J.M. Kassim, 2011. Instructional leadership and attitude towards organizational change among secondary schools principal in Pahang, Malaysia. *Procedia-Social Behav. Sci.*, 15: 3304-3309.
- Ahmad, N.H., T. Ramayah, C. Wilson and L. Kummerow, 2010a. Is entrepreneurial competency and business success relationship contingent upon business environment? A study of Malaysian SMEs. *Int. J. Entrepreneurial Behav. Res.*, 16: 182-203.
- Ahmed, I., M.M. Nawaz, N. Iqbal, I. Ali and Z. Shaukat *et al.*, 2010b. Effects of motivational factors on employees job satisfaction a case study of University of the Punjab, Pakistan. *Int. J. Bus. Manage.*, 5: 70-80.
- Al-Kahtani, A., 2002. Organizational loyalty of Saudi employees in Saudi organizations. *J. Global Competitiveness*, Vol. 10, No. 2.
- Altrasi, M.A., 2014. Determinants of performance among public sector managers in Saudi Arabia: An analysis of the organizational factors and job attitudes. *Middle-East J. Scient. Res.*, 22: 409-416.
- Anonymous, 1998. Studying of relationship between emotional intelligence and employees performance: case study Bandar Abbas customs in Iran. Shahed University, Iran.
- Armstrong, M., 2009. *Armstrong Handbook of Human Resource Management Practice*. 11th Edn., Kogun Page, USA.
- Avolio, B.J., 1999. *Full Leadership Development: Building the Vital Forces in Organizations*. Sage Publication, Thousand Oaks, CA., USA., ISBN: 9780761906032, Pages: 234.
- Awang, Z., J.H. Ahmad and N.M. Zin, 2010. Modelling job satisfaction and work commitment among lecturers: A case of UiTM Kelantan. *Proceedings of the Regional Conference on Statistical Sciences*, June 13-14, 2010, Kota Bharu, Kelantan, pp: 241-255.
- Bass, B.M., 1985. *Leadership and Performance beyond Expectations*. The Free Press, New York, ISBN-13: 978-0029018101, Pages: 256.
- Beard, F.K., 1999. Client role ambiguity and satisfaction in client-ad agency relationships. *J. Advertising Res.*, 39: 69-78.
- Bhuian, S.N., B. Menguc and R. Borsboom, 2005. Stressors and job outcomes in sales: A triphasic model versus a linear-quadratic-interactive model. *J. Bus. Res.*, 58: 141-150.
- Bohlander, G. and S. Snell, 2007. *Managing Human Resources*. 14th Edn., South-Western College Publishing, Cincinnati, Ohio.
- Borman, W.C. and S.J. Motowidlo, 1993. Expanding the Criterion Domain to Include Elements of Contextual Performance. In: *Personnel Selection in Organizations*, Schmitt, N. and W. Borman (Eds.). Jossey-Bass, San Francisco, CA., USA., pp: 71-98.
- Bougie, E., 2009. Aboriginal peoples survey, 2006: School experiences of off-reserve first nations children aged 6 to 14. *Statistics Canada Catalogue No. 89-637-X -No. 001*. Statistics Canada, Social and Aboriginal Statistics Division, Ottawa, Canada.
- Campbell, J.P., 1990. Modeling the Performance Prediction Problem in Industrial and Organizational Psychology. In: *Handbook of Industrial and Organizational Psychology*, Dunnette, M.D. and L.M. Hough (Eds.). Consulting Psychologists Press Inc., Palo Alto, CA., pp: 687-732.
- Campbell, J.P., 1999. The Definition and Measurement of Performance in the New Age. In: *The Changing Nature of Performance: Implications for Staffing, Motivation and Development*, Ilgen, D.R. and E.D. Pulakos (Eds.). Jossey-Bass, San Francisco, USA., ISBN-13: 978-0-7879-4625-8, pp: 399-429.
- Campbell, J.P., M.B. Gasser and F.L. Oswald, 1996. The Substantive Nature of Job Performance Variability. In: *Individual Differences and Behavior in Organizations*, Murphy, K.R. (Ed.). Wiley, New York, ISBN: 978-0-7879-0174-5, pp: 258-299.

- Conway, A.R., M.J. Kane and R.W. Engle, 1999. Is spearman's G determined by speed or working memory capacity?. *Psychology*, Vol. 10,
- Dessler, G., 2011. *Human Resource Management*. 12th Edn., Prentice-Hall, USA.
- Elnaga, A. and A. Imran, 2013. The effect of training on employee performance. *Eur. J. Bus. Manage.*, 5: 137-147.
- Eys and Carron, 2001. The dynamic relationship between job satisfaction and job performance. ProQuest Dissertations and Theses Database. Doctoral Dissertation, AAT9938300.
- Eysenck, M.W., 1998. *Psychology: An Integrated Approach*. Longman, New York, ISBN: 9780582298842, Pages: 829.
- Fiorita, J.A., D.P. Bozeman, A. Young and J.A. Meurs, 2007. Organization commitment, human resource practices and organization characteristic. *J. Managerial Issues*, 19: 186-207.
- Fisher, C.D., 2003. Why do lay people believe that satisfaction and performance are correlated? Possible sources of a commonsense theory. *J. Organiz. Behav.*, 24: 753-777.
- Hair, Jr. J.F., W.C. Black, B.J. Babin and R.E. Anderson, 2010. *Multivariate Data Analysis*. 7th Edn., Prentice Hall, Upper Saddle River, NJ., ISBN-13: 9780138132637, Pages: 785.
- Hashim, J., 2008. Competencies acquisition through self-directed learning among Malaysian managers. *J. Workplace Learn.*, 20: 259-271.
- Hulin, C.L. and T.A. Judge, 2003. Job Attitudes: A Theoretical and Empirical Review. In: *Handbook of Psychology*, Borman, W.C., D.R. Ilgen and R.J. Klimoski (Eds.). Wiley, New York, pp: 255-276.
- Jehn, K.A., 1997. A qualitative analysis of conflict types and dimensions in organizational groups. *Admin. Sci. Quart.*, 42: 530-557.
- Jex, S.M. and T.W. Britt, 2008. *Organisational Psychology: A Scientist-Practitioner Approach*. 2nd Edn., John Wiley & Sons, New Jersey, USA., Pages: 625.
- Kahn, R.L., D.M. Wolfe, R.P. Quinn, J.D. Snoek and R.A. Rosenthal, 1964. *Occupational Stress: Studies in Role Conflict and Ambiguity*. John Wiley, New York, USA..
- Kassim, Z.A. and M. Sulaiman, 2011. Market orientation and leadership styles of managers in Malaysia. *Int. J. Leadership Stud.*, 6: 230-245.
- Khalid, S., M.Z. Ishrad and B. Mahmood, 2012. Job satisfaction among academic staff: A comparative analysis between public and private sector universities of Punjab, Pakistan. *Int. J. Bus. Manage.*, 7: 126-136.
- Kinicki, K., 2007. A Theory of Reasoned Action: Applications and Implications. In: *Nebraska Symposium on Motivation*. Howe, H. and M. Page (Eds.). University of Nebraska, Lincoln, Oregon, pp: 65-116.
- Kondalkar, V.G., 2007a. *Organizational Behaviour*. New Age International (P) Ltd., India, ISBN: 9788122420111, Pages: 370.
- Kondalkar, V.G., 2007b. *The Job Evaluation Handbook*. Institute of Personnel Development, London.
- Koontz, H. and C. Donnell, 1993. *Introduction to Management*. McGraw-Hill Inc., New York.
- Lado, A.A., N.G. Boyd and P. Wright, 1992. A competency-based model of sustainable competitive advantage: Toward a conceptual integration. *J. Manage.*, 18: 77-91.
- Landy, F.J., 1985. *Psychology of Work Behavior*. Dorsey Press, Homewood, IL., USA.
- Lang, J., J.L. Thomas, P.D. Bliese and A.B. Adler, 2007. Job demands and job performance: The mediating effect of psychological and physical strain and the moderating effect of role clarity. *J. Occup. Health Psychol.*, 12: 116-124.
- Lee H.C. and T.H. Chuang, 2009. The impact of leadership styles on job stress and turnover intention: Taiwan insurance industry as an example. *Tatung University, Taipei*.
- Lu, J.F., D. Tjosvold and K. Shi, 2010. Team training in China: Testing and applying the theory of cooperation and competition. *J. Applied Social Psychol.*, 40: 101-134.
- Mathis, R.L. and J.H. Jackson, 2000. *Human Resource Management*. Southwestern College Publishing, Cincinnati, OH., USA.
- Mayer, J.D. and C.D. Cobb, 2000. Educational policy on emotional intelligence: Does it make sense? *Educ. Psychol. Rev.*, 12: 163-183.
- McGrath, R.G. and I.C. MacMillan, 2000. *The Entrepreneurial Mindset*. Harvard Business School Press, Boston, MA.
- McLaughlin, K., M. Moutray and O.T. Muldoon, 2008. The role of personality and self-efficacy in the selection and retention of successful nursing students: A longitudinal study. *J. Adv. Nurs.*, 67: 211-221.
- McShane, S.L. and M.A.V. Glinow, 2010. *Organisational Behaviour-Emerging Knowledge and Practice for the Real World*. 5th Edn., McGraw-Hill Irwin, NY, USA.,
- Nanthini, M., 2007. Antecedents and impact of psychological ownership among academicians in business faculties of Malaysian public universities. Master Thesis, UPM, Serdang, Malaysia.

- O'Driscoll, M.P. and T.A. Beehr, 2000. Moderating effects of perceived control and need for clarity on the relationship between role stressors and employee affective reactions. *J. Soc. Psychol.*, 140: 151-159.
- Potluri, R.M. and A.A. Zeleke, 2009. Evaluation of customer handling competencies of Ethiopian employees. *Afr. J. Bus. Manage.*, 3: 131-135.
- Robbins, S.P. and T.A. Judge, 2009. *Organizational Behavior*. 12th Edn., Salemba Four Publisher, Jakarta, Indonesia.
- Robbins, S.P. and T.A. Judge, 2010. *Organizational Behavior*. 14th Edn., Prentice Hall, Upper Saddle River, NJ, USA., ISBN-13: 9780136124016, Pages: 686.
- Robbins, S.P., T.A. Judge, B. Millett and T. Waters-Marsh, 2008. *Organisational Behaviour*. 5th Edn., Pearson Education, Australia, Sydney.
- Roshidi, H., 2005. Perceptions of academicians towards performance appraisal in a Malaysian Public University. PhD Thesis, School of Graduate Studies UPM. Serdang, Malaysia
- Rowe, W.G., 2001. Creating wealth in organizations: The role of strategic leadership. *Acad. Manage. Executive*, 15: 81-94.
- Santora, J.C., W. Seaton and J.C. Sarros, 1999. Changing times: Entrepreneurial leadership in a community-based nonprofit organization. *J. Leadership Stud.*, 6: 101-109.
- Sekaran, U. and R. Bougie, 2011. *Research Methods for Business: A Skill Building Approach*. John Wiley and Sons Ltd., UK.
- Shahzad, K., M. Sarmad, M. Abbas and M.A. Khan, 2011. Impact of Emotional Intelligence (EI) on employee's performance in telecom sector of Pakistan. *Afr. J. Bus. Manage.*, 5: 1225-1231.
- Shenkar, O. and Y. Zeira, 1992. Role conflict and role ambiguity of chief executive officers in international joint ventures. *J. Int. Bus. Stud.*, 23: 55-75.
- Stogdill, R. and A. Coons, 1957. *Leader behavior: Its description and measurement*. Research Monograph No. 88, Bureau of Business Research Ohio State University, Columbus, OH.
- Tai, W.T., 2006. Effects of training framing, general self-efficacy and training motivation on trainees' training effectiveness. *Personnel Rev.*, 35: 51-65.
- Teece, D.J., G. Pisano and A. Shuen, 1997. Dynamic capabilities and strategic management. *Strat. Manage. J.*, 18: 509-533.
- Vakola, M., K.E. Soderquist and G.P. Prastacos, 2007. Competency management in support of organisational change. *Int. J. Manpower*, 28: 260-275.
- Vathanophas, V. and J. Thaingam, 2007. Competency requirements for effective job performance in Thai public sector. *Contemporary Manage. Res.*, 3: 45-70.
- Venkataraman, S., 1997. The Distinctive Domain of Entrepreneurship Research: An Editors Perspective. In: *Advances in Entrepreneurship Firm Emergence and Growth*, Katz, J. and R. Brokhaus (Eds.). Vol. 3, JAI Press, Greenwich, CT., pp: 119-138.
- Wetzels, M., G.O. Schroder and C.V. Oppen, 2009. Using PLS path modeling for assessing hierarchical construct models: Guidelines and empirical illustration. *MIS. Q.*, 33: 177-195.
- Wu, W.S., W.H. Li and B.S. Chen, 2007. Identifying regulatory targets of cell cycle transcription factors using gene expression and ChIP-chip data. *BMC Bioinform.*, Vol. 8. 10.1186/1471-2105-8-188
- Yukl, G., 1989. Managerial leadership: A review of theory and research. *J. Manage.*, 15: 251-289.
- Zaccaro, S.J. and R.J. Klimoski, 2001. The Nature of Organizational Leadership: An Introduction. In: *The Nature of Organizational Leadership: Understanding the Performance Imperatives Confronting Today's Leaders*, Zaccaro, S.J. and R.J. Klimoski (Eds.). John Wiley and Sons, New York, ISBN-13: 9780787959937, pp: 3-41.