

Ethnic Peculiarities of the Development of the Birth Rate in the Republic of Tatarstan

¹V.A. Rubtzov, ²N.M. Biktimirov and ¹N.K. Gabdrakhmanov

¹Institute of Management, Economics and Finance,
Kazan Federal University, 420008 Kazan, Russia

²Institute of International Relations, History and Oriental Studies,
420008 Kazan, Russia

Abstract: The study shows the main factors affecting the birth rate of the population. It demonstrates the birth rate effect on the formation of a new demographic situation in the republic. The research devoted to the description of birth rate difference between the most numerous nationalities presented in Tatarstan, Russians and Tatars. Analysis of data of ethnic origin born in the second half of the 20th century has shown an annual excess of the share of newly born Tatars in the total number of newly born. This indirectly confirms the traditionally higher birth rate of Tatars until the end of the 20th century. This difference is especially noticeable in rural areas. Based on the results of the 2010 census, we analyzed the ethnic composition of population in the Republic of Tatarstan. The birth rate of the population was studied, not only at the republic level, in total but also at the level of municipal districts within Tatarstan. The current trends of demographic development of the population of Tatarstan were defined. Among the most important ones, it is necessary to highlight the convergence of demographic behavior of the population of different nationalities (especially, Russians and Tatars). In study, we have demonstrated the dynamics of births on the national composition of population as in the region in general as separately for urban and rural areas. The schedule allows to reveal the dynamics of the natural increase of the population of the Republic of Tatarstan.

Key words: Birth rate, factors of birth rate development, demographic situation, rural population, urban population, ethnic composition, Russian, Tatar, etno-transformation, ethnic characteristics of birth rate

INTRODUCTION

Complex historical, geographical, socio-economical processes and their influence on demographic indicators largely determine the current demographic situation in the country. Despite, the dependence and interaction of geo-demography numerous disciplines such as economics, sociology, demography it is, first of all, a sphere of geographical science which seeks to geografilyse listed disciplines, broadening and deepening the diverse connections and relationships. The objectives of geo-demographic research include optimization of complex and diverse socio-economic interdependencies on the scale of the research area, so the idea of regional differences and the such of scientific basis of the regional management of demographic, economic and social processes is more comprehensive through the studies that cover micro-districts of the country. The demographic future is inherently uncertain and it is necessary to consider this in socio-economic decisions (including marketing, finance and others). Such uncertainty is created mainly due to the difficulty of the demographic processes understanding, the imperfection

of the demographic data, the unpredictability of migration policy and a number of other phenomena. In order to overcome this situation demographers offer various models, primarily based on the data on births, deaths and migration (Hyndman and Booth, 2008). For example, the decision to migrate people mainly make based on their preferences in choosing the place of work and life, based not only on the socio-economic conditions but also psycho-emotional experience at the stage of preparation for the migration. There is some difficulty in obtaining data on migrants to the point when they move (Yijala and Jasinskaja, 2010).

The Republic of Tatarstan is one of the leading Russian regions in socio-economic terms. The population totals 3.822 million people (2013). The ethnic composition of the two major national stand: the Tatars and Russian, a total of >92% (Biktimirov *et al.*, 2014a, b).

MATERIALS AND METHODS

On conducting the research and preparing this study method of mathematical statistics, structural analysis of systems and comparative analytical methods were used.

A detailed study of demographic processes requires the use of a vast statistical material. Review of the literature on the topic and statistical data confirmed that the material reveals the ethnic aspects of demographic processes is not enough.

RESULTS AND DISCUSSION

The study of the demographic behaviour of the population over a long period has shown that the birth rate is primarily depends on the age of marriage, on the form of marriage and family type-marriage and family factors. When comparing the population of different historical eras and their demographic behaviour, we have focused our attention on the performance at pre-revolutionary Russia. So B.Ts. Uralnis believed that the main reason for the high birth rate among women was the spread of early marriages of peasant girls. Scientist emphasise the reduction of the probability to get pregnant with the aging of the female body.

Material factors affect the birth rate in two ways: first with increasing of life level number of children grows but as people achieve certain step of well-being growth of birth rate starts to decline. This can be proved by global demographic tendency and low rates of natural population growth in the economically developed countries.

Determinism of demographic development by the socio-economic factors is now generally recognized but unfortunately, in many theoretical and practical issues of researches conducted by Russian scientists are still not so detailed as at Western colleagues. Basically, the present research is conducted at micro level, the level of the family. Therefore, we offer some valuable research findings, noted by foreign authors. As It was proved by R.Fridmen L.Kumbs childbirth plans are not determined by actual situation but by assumptions towards the future level of family income. "The golden rule of procreation" E.Felpsa formulated as follows: the lower the permanent (stable) birth rate, the higher the constant (stable) income (Gaisin and Biktimirov, 2014).

A significant territorial differentiation of birth rate in our country is a reflection of its ethnic diversity as the population of many territories belong to different nationalities with different reproductive units (Rubtsov *et al.*, 2014). The birth rate at a particular region is determined by the prevailing nationality and its traditions.

It was found that levels of birth and divorce rates are interrelated too. The higher the birth rate, the lower the divorce rate of population or vice versa. Mode of population reproduction and the birth rate in particular

depends on the prevailing marriage customs, traditional attitudes towards celibacy, large families and other factors associated with ethnic characteristics. Ethnic differentiation in the level of birth rate is stronger than in terms of mortality, there are also ethnic differences in life expectancy of the population. Thus, the factors that determine the high birth rate for a long period among nationalities that live on the territory of Russia, including those in Tatarstan were: the prevalence of large patriarchal families, very high social value of marriage, following the inherited traditions of previous generations, the tradition of early marriage, dependent status of women on men which is opposite to the modern Western processes of women emancipation, limitation of the women activities by family life, the tradition of large families, etc. These factors have been and still are commonly accepted values.

The Republic of Tatarstan is a highly urbanized region of Russia. The share of the urban population achieves almost 76% of the population, both in absolute and relative terms, the number of city inhabitants is constantly increasing over recent years. It should be noted that the level of urbanization and migration to cities significantly influences the development of economical changers, first of all, the creation of working places. Thus, the foundation in the early 70's of the 20th century of Kamaz (Kamsky plant for the production of heavy vehicles) in the city of Naberezhnye Chelny as a part of Nizhnekamski industrila-territorial cluster led to a significant migration of youth from different regions of Russia (Gaisin and Biktimirov, 2014).

For many parts of the world, it is true that economic growth stimulates the migration of the population, this effect is noticeable and may be traced both in well developed (Rubtsov *et al.*, 2015a-e) and developing countries and appear purely in an economic sphere, for example, in the labour market and in social-assimilation of migrants, interethnic interaction, changes in birth rate. And, there is a considerable number of publications on migration issues which devoted to the both of them (Liu and Yamauchi, 2014; Anderson, 2014; Kulu and Washbrook, 2014; Prayitno *et al.*, 2014).

In its development nuclear family changes from the one with many children to the small families with one or two children. Since 1987, the birth rate in the country began to decline and mortality level-increase. There are lot of childless families. Currently, in Russia one-child family is dominated. Since the beginning of the 1970's, there is a trend of increasing number of children born out of marriage. In 1970, every tenth new-born appeared in one parent family. Widespread no marital relations, a growing number of families of single parent-mother

(Rubtsov *et al.*, 2015a-e) without one of the most important participants of family education-father. The share of non-marital births in the Republic of Tatarstan for the period from 2000-2007 is 23-26%. The new structure of the family is determined by nuclearization process. In Tatarstan, from 50-70% of young couples want to live separately from their parents. The problem of the ethnic factor role in the demographic potential of population in general is weekly developed in terms of birth rate so far. Largely because of the poorly presented and published statistical demographic indicators in ethnic terms and the complexity of ethnic factor role interrelation with other factors (Biktimirov *et al.*, 2014a, b).

The relative birth rate of the Tatars living in Tatarstan for many years was 1.4 times higher than the Russians. Moreover, the gap in rural areas is 30%, the difference in urban areas exceeded 1.5 times in favour of the Tatars. This discrepancy is largely due to the age of migrants participating in the migration from the village to the city. The research results show that the Tatar population, particularly in rural areas, more committed to the old traditions, norms and tend to have larger number of children in the family. For example, >60% of Tatar families would like to have at least three children whereas the percentage among the Russian families-oriented to have three children were nearly twice as low.

The sharp decline in the birth rate in the 70 on the territory of the whole country, regardless of the nationality of the population (17.4 births per 1000 inhabitants against 24.9 in 1960), this situation was due to the fact that in the 60's there were not so many women of childbearing age (20-29) who, in tern were born during the war and in the early post-war years when the birth rate was low too. The results of birth rate decline in 60's, in turn, have to reflect the dynamics of the population and had the second echo that led to a decrease in birth rates in the 80's and 90's.

Analysis of the data of ethnicity identity has shown annual births exceeded the proportion of Tatars in the total number of new-born children (55.6% in 1990 and 47.8% in 2002). This indirectly confirms the fact of traditionally higher fertility of Tatars until the end of the 20th century. This difference is especially noticeable in rural areas (68.9% in 1990 and 63.8% in 2002). In urban areas, the prevalence of the Tatars in the number of births was observed in 90th years. In 2001, it was replaced by an equal ratio (by 45.2%) while in 2002 share of new born Tatars was less than (42.2%) than the share of new-borns Russian (44.1%) (0.1-3) (Fig. 1-3). Population census of 2010 showed positive tendencies of demographic development of Tatarstan which in total give an idea of the reproductive, social and economic capacity of the

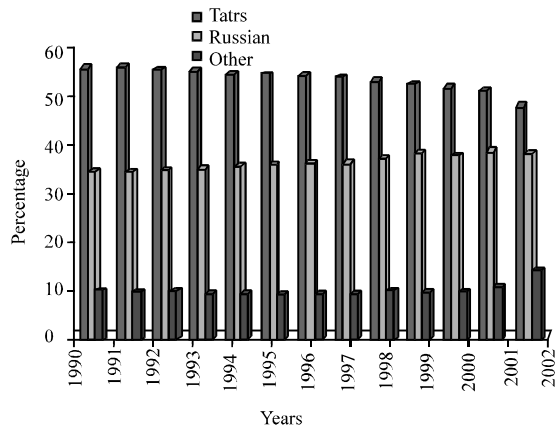


Fig. 1: Dynamics of new-borns by ethnic composition-to the total population (in % to the total number) (Gaisin and Biktimirov, 2014)

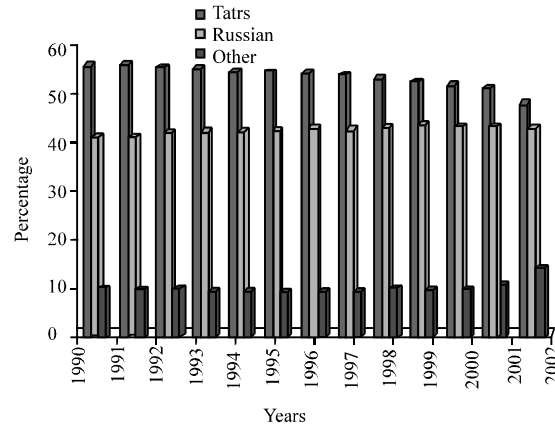


Fig. 2: Dynamics of new-borns by national belonging in the Urban population (in % to the total number) (Gaisin and Biktimirov, 2014)

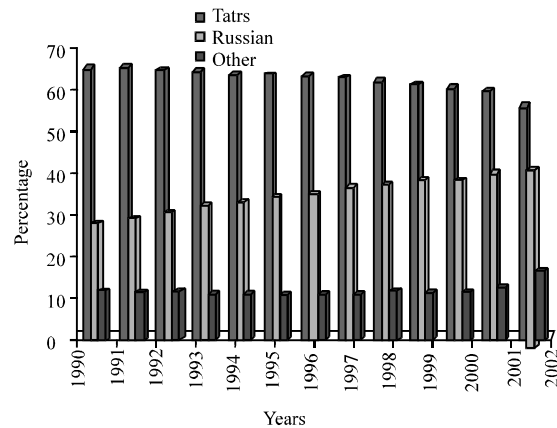


Fig. 3: Dynamics of new-borns by national belonging in the rural population (in % to the total number) (Gaisin and Biktimirov, 2014)

republic (Safiullin *et al.*, 2013). The national census of 2010 in Tatarstan accounted 3786.5 thousand people permanently residing in the area. In addition, it revealed 16.1 thousand people temporarily from the territory of the republic. During the period between the censuses from 2002-2010, the population of Tatarstan increased by 7.2 thousand people, mainly due to the migration growth and to the decline in natural losses. Today, Tatarstan is on the 8th position in the Russian Federation in terms of population amount (Denmukhametov and Zjablova, 2014). During the last 5 years, we can observe a steady increase in the birth rate which determined the reduction of the natural loss of the population.

Therefore, the most important tasks for the nearest future in the socio-demographic terms refers to the strengthening of positive trends in birth rate of population (Khusnutdinova *et al.*, 2015). The results of the 2010 Census confirmed that the Republic of Tatarstan is one of the most ethnically diverse areas in Russia which is inhabited by 173 nationalities. About 8 nationalities in the Republic are presented by <10 thousand people. They are: Tatars, Russians, Chuvash, Udmurts, Ukrainians, Mordvinians, Mari and Bashkirs. Among the nationalities of the Republic of Tatarstan, the prevailing position of population in terms of amount belongs to the Tatars (including Kryashens, Astrakhan and Siberian Tatars), the second place to Russians.

In 2010, the population of the republic was 2012.6 thousand Tatars (53.2%) which is 12.5 more than in 2002. The number of Russians amounted to 1501.4 thousand of people (39.7%) which is 8.8 thousand more than in 2002.

Of the total population of the republic 50.3% named Tatar language as the native, 44.2% Russian. Among Tatars 94.2 indicated Tatar language the native, 5.7% Russian; among 99.8% Russians named Russian native language, 0.2% Tatar language. In urban areas, Russians and Tatars amount is about equal respectively, 45.8% and 48.6% of the number of respondents mentioned the nationality. Among the rural population Tatars dominate (67.3%) (Biktimirov *et al.*, 2014a, b). The excess of deaths over births in January 2010 was 1.1 times (for comparison: in January 2000 1.2 times) (Fig.4) Table 1.

The natural increase of population of the country in 2011 reached 3706 people. This is due to the urban population. For example, the natural population growth in 2011 was significantly higher in 2720 in Kazan and Naberezhnye Chelny 3147 people. And in the majority of territorial units with a positive natural increase caused mainly by high birth rate of the urban population should

Table 1: The birth rate in the Republic of Tatarstan 1990-2014 (Denmukhametov and Rozhko, 2014)

Years	New-born (in total)	New-born (per 1000 of population)
1990	56277	15.3
1995	39070	10.4
2000	35446	9.4
2005	36967	9.8
2006	37303	9.9
2007	40892	10.9
2008	44290	11.8
2009	46605	12.4
2010	48791	12.9
2011	50777	13.4
2012	55421	14.5
2013	56458	14.8
2014	57263	14.8

be mentioned: Nizhnekamsk and Nizhnekamsk area 1417 people, Almetyevsk district and Almetyevsk 464 people, Elabuga and Elabuga region 332 people. Baltasinsky District 107 people, Mendeleevsk and Mendeleevsk city area 23 people, Tukayevsky district 15 people. The demographic situation of the republic in 2012 maintain positive dynamics: the number of births exceeded the number of deaths. Natural population growth was 8541 people which is due to an increase in the birth rate of 9.8% (per 1000 population) and a decrease in the mortality rate of 3.2%. In marriage, divorce processes for eleven months of 2012 both the number of marriages and the number of divorces reduced. For 1000 marriages, there were 381 divorces in the same period of 2011-14 (Gabdrahmanov and Rozhko, 2014).

In 2009, the number of children born in single-parent families was 7331 (5801 in 2008), i.e., 15.5% of all births in the country. In 2008, this figure was 13%. Of the total number of children whose birth was registered in 2009, 25.282 children (53.6%) are first children and 16 688 (35.4%) second children, 4002 (8.5%) third, 1171 (2.5%) fourth and more. It should be noted that in recent years the growth in the number of births of second children has to be mentioned.

In the Republic of Tatarstan almost 26 thousand families (7% of all), both spouses are under 30, they represent 73.2 thousand people. Every third young family of them does not have children. And in urban areas, where 77% of families with both spouses are under 30, this figure was 32.2% and 19.7%. The vast majority (84.5%) of young couples with children (18.3 thousand) have one child, 14.4% two children, 0.9% three children, 0.1% four children. Indicators differ significantly in urban and rural areas: the proportion of couples, who have two, three or more children in rural areas is higher than in urban areas.

CONCLUSION

Among the important trends of demographic development of the population of the Republic of Tatarstan we have to highlight the convergence of demographic behavior of the population of different nationalities (especially Russian and Tatar). Descendants of urban Tatars easily accept other cultures and the number of people (working age), brought up on folk values from year to year declines. Sustained high birth rate of the Tatars, manifested throughout the 20th century, was broken in the late 20th to early 21st century in connection with the trends of ethnic consolidation, leading to a decrease in the birth rate in inter-ethnic marriages (Russian-Tatars). As a result, total birth rate goes down at the Tatar population more than at the Russian.

Studies, that have been conducted with the respect to changes of the recent years, indicate: ethno evolution at demographic behaviour of Tatars and other nationalities of the country, this may lead to ethno transformational processes with the formation of a single ethnic group. These features must necessarily be taken into account when predicting the representative shares of nations at population. During the intercensal period 1989-2002 Russians decreased by 82 thousand (5.2%), when the number of Tatars increased considerably 235 thousand (13.3%). The dynamic growth of the Tatar population from 90's of the 20th century in Tatarstan is due to the large amount of migrants with significant prevalence of ethnical Tatars among them (mainly from Uzbekistan, Kazakhstan and from other regions of Russia), at the same time, there was a trend of their continuous decline at the end of mentioned period.

REFERENCES

- Anderson, B., 2014. Nations migration and domestic labor: The case of the UK. *Womens Stud. Int. Forum*, 46: 5-12.
- Biktimirov, N.M., R.I. Gaisin and I.T. Gaisin, 2014a. The use of new methodologies for demographic investigations in national-territorial subdivisions of Russia. *Life Sci. J.*, 11: 194-197.
- Biktimirov, N., N. Gabdrakhmanov, V. Rubtsov, M. Mustaphin and N. Arzhantseva, 2014b. Peculiar features of the tatar people migration on the territory of Tatarstan. *Mediterr. J. Soc. Sci.*, 5: 267-272.
- Denmukhametov, R. and O. Zjablova, 2014. Geodemographic situation in the Republic of Tatarstan. *World Appl. Sci. J.*, 30: 1684-1688.
- Gabdrakhmanov, N.K. and M.V. Rozhko, 2014. Positioning of volga federal district regions by demographic situation index. *World Appl. Sci. J.*, 30: 792-795.
- Gaisin, I.T. and N.M. Biktimirov, 2014. Migration processes in the Republic Tatarstan in the second half of the 20th and in the early of 21st centuries: Ethnic and social aspects. *Middle East J. Scientific Res.*, 20: 1761-1766.
- Hyndman, R.J. and H. Booth, 2008. Stochastic population forecasts using functional data models for mortality fertility and migration. *Int. J. Forecasting*, 24: 323-342.
- Khusnutdinova, S.R., I.T. Gaisin, N.M. Biktimirov, R.I. Gaisin and M.V. Safonova, 2015. Actual demographic processes in the Republic of Tatarstan. *Mediterr. J. Soc. Sci.*, 6: 122-125.
- Kulu, H. and E. Washbrook, 2014. Residential context, migration and fertility in a modern urban society. *Adv. life Course Res.*, 21: 168-182.
- Liu, Y. and F. Yamauchi, 2014. Population density, migration and the returns to human capital and land: Insights from Indonesia. *Food Policy*, 48: 182-193.
- Prayitno, G., K. Matsushima, H. Jeong and K. Kobayashi, 2014. Social capital and migration in rural area development. *Procedia Environ. Sci.*, 20: 543-552.
- Rubtsov, V.A., N.K. Gabdrakhmanov, M.R. Mustafin and N.V. Arzhantseva, 2015e. Optimization model of making a decision in the conditions of Uncertainty (Correlation of interests and preferences in regional systems). *Mediterr. J. Soc. Sci.*, 6: 781-785.
- Rubtsov, V.A., N.K. Gabdrakhmanov, M.R. Mustafin, N.V. Arzhantseva and A.M. Trofimov, 2015b. Field theory in geography and stable structure of geoformations. *Mediterr. J. Soc. Sci.*, 6: 673-676.
- Rubtsov, V.A., M.V. Rozhko, N.K. Gabdrakhmanov, O.V. Pratchenko and A.M. Trofimov, 2015d. Economic-geographical aspects of competitiveness and positioning of countries and regions. *Mediterr. J. Soc. Sci.*, 6: 741-745.
- Rubtsov, V.A., N.K. Gabdrakhmanov, O.A. Delabarr and D.V. Tyabina, 2015a. Equilibrium tasks in geography. *Mediterr. J. Soc. Sci.*, 6: 669-672.
- Rubtsov, V.A., O.A. Delabarr, N.K. Gabdrakhmanov and O.V. Pratchenko, 2015c. Determination of the development potential of urban territories on the basis of integrated assessment of the social-economic zoning by the example of the city of Kazan. *Mediterr. J. Soc. Sci.*, 6: 681-684.

- Safiullin, M.R., L.A. Elshin, A.I. Shakirova, P.O. Ermolaeva and M.I. Prygunova, 2013. Influence of territorial on social and economic well-being of population: Methodology development and econometric model construction. *World Appl. Sci. J.*, 25: 1057-1061.
- Yijala, A. and Jasinskaja, L.I., 2010. Pre-migration acculturation attitudes among potential ethnic migrants from Russia to Finland. *Int. J. Intercultural Relat.*, 34: 326-339.