

A Study of Dynamic Characterizations of GaAs/AlGaAs Self-Assembled Quantum Dot Lasers

H. Arabshahi, M. Rezaee Rokn-Abadi and D. Ghodsi Nahri
Department of Physics, Mashhad Branch, Islamic Azad University, Mashhad, Iran

Abstract: In this research, we have solved the rate equations for GaAs/AlGaAs self-assembled quantum dot laser with considering the homogeneous and inhomogeneous broadening of the optical gain using 4th order Runge-Kutta method. With increasing the Full Width at Half Maximum (FWHM) of homogeneous broadening, the threshold current, turn-on delay and steady-state photons increase because of increasing the density of states in the central group. The calculation results show also that the simulated self-assembled dot laser reaches the steady-state faster and the lasing emission is not single mode due to the gain saturation.

Key words: Self-assembled quantum dot laser, Runge-Kutta method, gain saturation, control group, calculation, single mode

INTRODUCTION

Broadband light-emitting devices such as Super Luminescent Diodes (SLDs) and external cavity tunable lasers are ideal optical sources for applications in many areas. For example, SLDs can be used in the fields of Optical Cherenche Tomography (OCT), Fiber-Optic Gyroscope (FOG) and Wavelength-Division-Multiplexing (WDM) system while external cavity tunable lasers are used in the fields of optical spectroscopy, biomedical, metrology and Dense Wavelength Division Multiplexing (DWDM).

It was proposed that the characteristic of size inhomogeneity naturally occurred in self-assembled Quantum Dots (QDs) grown by Stranski-Krastanow (SK) mode is beneficial to broadening the material gain spectra (Sun *et al.*, 1999). Broadband emitting QD-SLDs and broadband tuning external cavity tunable lasers with QD gain devices have been studied (Zhang *et al.*, 2004, 2008; Liu *et al.*, 2005; Lv *et al.*, 2008; Sugawara *et al.*, 2000). Here, we present results in broadband emitting QD material laser. These GaAs/AlGaAs QDs exhibit a broad Photoluminescence (PL) Full Width at Half Maximum (FWHM) of 158 nm which is much wider than that grown on GaAs buffer (Lv *et al.*, 2008; Sugawara *et al.*, 2000). The short migration length of gallium atoms on AlGaAs surface increases the size dispersion of GaAs QDs resulting in the broadening of optical spectrum. By optimizing the GaAs spacer thickness of multi-stacked GaAs/AlGaAs QDs, over 150 nm PL FWHM is achieved. In this study, considering the homogeneous and

inhomogeneous broadening of the optical gain we have solved the rate equations numerically using 4th order Runge-Kutta method and analyze the dynamics characteristics of GaAs/AlGaAs SAQD-LDs (Tan *et al.*, 2007, 2008).

We have shown that considering the nonlinear gain result in the dynamic characteristic of photons number at the FWHM of homogeneous broadening comparable near or equal to the FWHM of inhomogeneous broadening reaches the steady-state faster. The dynamics characteristics such as maximum of the relaxation oscillation magnitude, turn-on delay, relaxation oscillation frequency and modulation bandwidth are improved as the current is increased.

MATERIALS AND METHODS

Linear and nonlinear optical gain: Based on the density-matrix theory, the linear optical gain of QD active region is given as:

$$g^{(1)}(E) = \frac{2pe^2hN_D}{cn_r\epsilon_0m_0^2} \cdot \frac{|P_{cv}^s|(f_c - f_v)}{E_{cv}} B_{cv}(E - E_{cv}) \quad (1)$$

Where:

- n_r = The refractive index
- N_D = The volume density of Qds
- $|P_{cv}^s|^2$ = The transition matrix element
- f_c = The electron occupation function of the conduction-band discrete state
- f_v = That of the valence-band discrete state
- E_{cv} = The interband transition energy

The linear optical gain shows the homogeneous broadening of a Lorentz shape as:

$$B_{cv}(E - E_{cv}) = \frac{hG_{cv}/p}{(E - E_{cv})^2 + (hG_{cv})^2} \quad (2)$$

Where, FWHM is given as $2h\Gamma_{cv}$ with polarization dephasing or scattering rate Γ_{cv} . Neglecting the optical-field polarization dependence, the transition matrix element is given as:

$$|P_{cv}^s|^2 = |I_{cv}|^2 M^2 \quad (3)$$

where, I_{cv} represents the overlap integral between the envelope functions of an electron and a hole:

$$M^2 = \frac{m_0^2}{12m_g^*} \frac{E_g(E_g + D)}{E_g + 2D/3} \quad (4)$$

Where:

- $k.p$ = The interaction between the conduction band and valence band
- E_g = The band gap
- m_g^* = The electron effective mass
- E_g = The spin-orbit interaction energy of the QD material

Equation 3 holds as long as we consider QDs with a nearly symmetrical shape (Markus *et al.*, 2003; Grundmann, 2002; Sugawara *et al.*, 1997). In actual SAQD-LDs, we should rewrite the linear optical gain formula of Eq. 1 by taking into account inhomogeneous broadening due to the QD size and composition fluctuation in terms of a convolution integral as:

$$g^{(1)}(E) = \frac{2pe^2hN_D}{cn_r e_0^2} \frac{|P_{cv}^s|^2}{E_{cv}} (f_c(E) - f_v(E)) \int B_{cv}(E - E_c)G(E_c - E_{cv})dE_c \quad (5)$$

Where:

- E_{cv} = The center of the energy distribution function of each interband transition
- $f_c(E_c)$ = The electron occupation function of the conduction-band discrete state of the QDs with the interband transition energy of E_c and
- $f_v(E_v)$ = That of the valence band discrete state

The energy fluctuation of Qds are represented by $G(E_c - E_{cv})$ that takes a Gaussian distribution function as:

$$G(E_c - E_{cv}) = \frac{1}{\sqrt{2\pi}\xi_0} \exp(-(E_c - E_{cv})^2 / 2\xi_0^2) \quad (6)$$

Whose, FWHM is given by $\Gamma_0 = 2.35\xi_0$. The width Γ_0 usually depends on the band index c and v (Lv *et al.*, 2008).

Rate equations: The most popular and useful way to deal with carrier and photon dynamics in lasers is to solve rate equations for carrier and photons (Grundmann, 2002; Sugawara *et al.*, 1997; Sugawara, 1995; Coldren, 1995). We consider an electron and a hole as an exciton thus, the relaxation means the process that both an electron and a hole relax into the ground state simultaneously to form an exciton.

We assume that only a single discrete electron and hole ground state is formed inside the QD and the charge neutrality always holds in each QD. In order to describe the interaction between the QDs with different resonant energies through photons, we divide the QD ensemble into $j = 1, 2, \dots, 2M+1$ groups depending on their resonant energy for the interband transition over the longitudinal cavity photon modes. $J = M$ corresponds to the group and mode at E_{cv} .

We take the energy width of each group equal to the mode separation of the longitudinal cavity photon modes which equals to:

$$D_E = ch / 2n_r L_{ca} \quad (7)$$

Where, L_{ca} is the cavity length. The energy of the j th QDs group is represented by:

$$E_j = E_{cv} - (M - j)D_E \quad (8)$$

Where, $j = 1, 2, \dots, 2M+1$. The QD density j th QDs group is given as:

$$N_D G_j = N_D G(E_j - E_{cv}) D_E \quad (9)$$

Let N_j be the carrier number in j th QDs group, according to Pauli's exclusion principle, the occupation probability in the ground state of the j th QDs group is defined as:

$$P_j = N_j / 2N_D V_a G_j \quad (10)$$

The rate equations are as follows (Liu *et al.*, 2005; Lv *et al.*, 2008; Sugawara *et al.*, 2000; Tan *et al.*, 2008):

$$\begin{aligned}
 \frac{dN_s}{dt} &= \frac{I}{e} - \frac{N_s}{\tau_s} - \frac{N_s}{\tau_{sr}} + \frac{N_w}{\tau_{we}} \\
 \frac{dN_w}{dt} &= \frac{N_s}{\tau_s} + \frac{N_j}{\tau_e D_g} - \frac{N_w}{\tau_{wr}} - \frac{N_w}{\tau_{we}} - \frac{N_w}{\tau_d} \\
 \frac{dN_j}{dt} &= \frac{N_w G_j}{\tau_{dj}} - \frac{N_j}{\tau_r} - \frac{N_j}{\tau_e D_j} - \frac{c\Gamma}{n_r} g^{(1)}(E) S_m \\
 \frac{dS_m}{dt} &= \frac{\beta N_j}{\tau_r} + \frac{c\Gamma}{n_r} g^{(1)}(E) S_m - S_m / \tau_p
 \end{aligned} \tag{11}$$

Where:

- N_s, N_w and N_j = The carrier number in Separate Confinement Heterostructure (SCH) layer, Wetting Layer (WL) and jth QDs group, respectively
- S_m = The photon number of mth mode where $m = 1, 2, \dots, 2M+1$
- I = The injected current
- G_j = The fraction of the jth QDs group type within an ensemble of different dot size populations
- e = The electron charge
- D_g = The degeneracy of the QD ground state without spin
- β = The spontaneous-emission coupling efficiency to the lasing mode
- $g_m^{(1)}$ = The linear optical gain which the jth QDs group gives to the mth mode photons where is represented by:

$$g_m^{(1)}(E) = \frac{2\pi e^2 h N_D}{c n_r \epsilon_0 e_0^2} \cdot \frac{|P_{cv}^s|^2}{E_{cv}} (2p_j - 1) G_j B_{cv} (E_m - E_j) \tag{12}$$

The related time constants are as: τ_s is diffusion in the SCH region; τ_{sr} is carrier recombination in the SCH region; τ_{we} is carrier reexcitation from the WL to the SCH region; τ_{wr} is carrier recombination in the WL; τ_{dj} is carrier relaxation into the jth QDs group; τ_r is carrier recombination in the Qds and τ_p is photon lifetime in the cavity. The average carrier relaxation lifetime $\bar{\tau}_d$ is given as:

$$\tau_d^{-1} = \tau_{dh}^{-1} G_n = \tau_d^{-1} (1 - P_n) G_n \tag{13}$$

Where, τ_0 is the initial carrier relaxation lifetime. The photon lifetime in the cavity is:

$$\tau_p^{-1} = c / n_r + \ln(1 / R_1 R_2) / 2L_{cav} \tag{14}$$

Where, R_1 and R_2 are the cavity mirror reflectivity and α_i is the internal loss. The laser output power of the mth mode from one cavity mirror is given as:

$$I_m = h\nu_m c S_m \ln(1 / R) / 2L_{cav} n_r \tag{15}$$

Where, w_m is the emitted photon frequency and R is R_1 or R_2 . We solved the rate equations numerically using fourth order Runge-Kutta method (Sugawara, 1995; Coldren, 1995; Chuang, 1995) to obtain the carrier and photon characteristics and modulation response by supplying the steplike current at time $t = 0$. The system reaches the steady-state after the relaxation oscillation. We assume that all the carriers are injected into the WL, i.e., $\tau_{sr} = \tau_{we} = \infty$ and consider the thermal carrier escape time $\tau_e = \infty$.

RESULTS AND DISCUSSION

We have solved the rate Eq. 11 using numeric method of Runge-Kutta without considering the nonlinear gain and thermal carrier escape from QDs and simulated the carrier and photon characteristics.

As shown in Fig. 1 with increasing the injection current, turn on delay decreases and maximum of the relaxation oscillation magnitude and relaxation oscillation frequency increase. Maximum of the relaxation oscillation magnitude increases and relaxation oscillation frequency decreases for the larger FWHM of homogeneous broadening.

As shown in Fig. 2a-d, the steady-state photons are increased as the injection current is increased. This is because of increasing the injection current the carriers of QDs increase that result in increasing the cavity lasing photons, these increased photons that

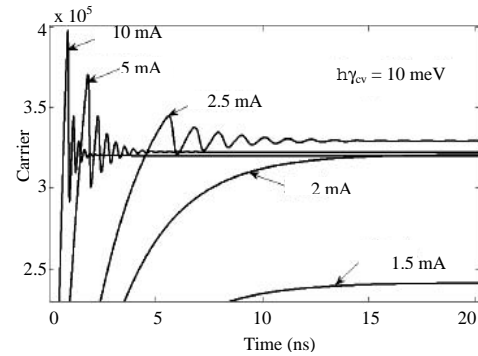


Fig. 1: Simulation results of carrier characteristics for different injection current of 1.5, 2, 2.5, 5 and 10 mA at the FWHM of homogeneous broadenings for $h\nu_{cv} = 10$ meV

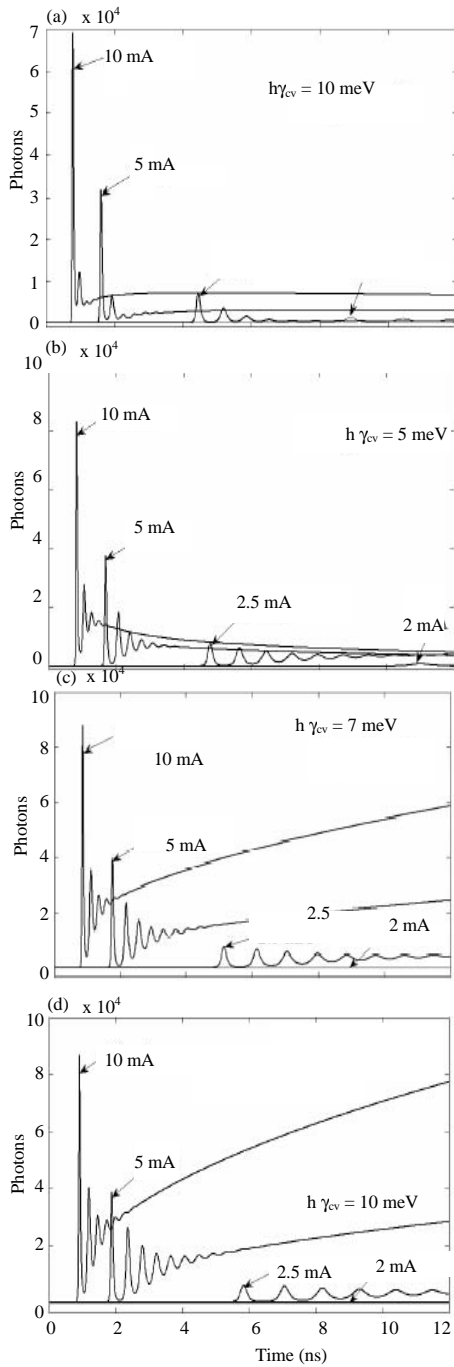


Fig. 2: Simulation results of photon characteristics for different injection currents $I = 2, 2.5, 5$ and 10 mA when the FWHM of homogeneous broadening is $3, 5, 7$ and 10 meV

we call them early photons lead to increasing the stimulated emission rate as a result, the QDs carriers decrease and the lasing photons increase at the new steady-state. With increasing the injection current turn on

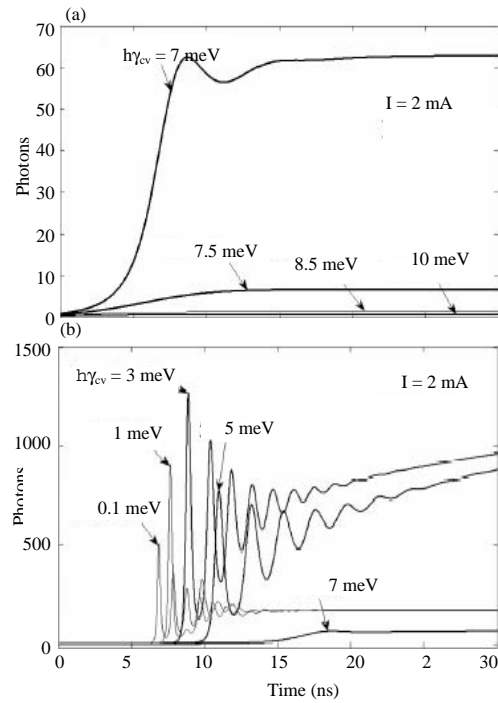


Fig. 3: Photon-characteristics for $I = 2$ mA at a) $h\gamma_{cv} = 7, 7.5, 8.5$ and 10 meV; b) $h\gamma_{cv} = 0.1, 1, 3, 5$ and 7 meV

delay decreases, this occur because the required carriers for start of the relaxation oscillation supply earlier.

Relaxation oscillation frequency and maximum of the relaxation oscillation magnitude also enhance further increment of early photons lead to further increment of maximum of the relaxation oscillation magnitude. On the other side, increasing the stimulated emission rate leads to the rather light amplification and decreasing the cavity photons time as a result the relaxation oscillation frequency increases and the laser reaches the steady state earlier.

As the FWHM of homogeneous broadening increases from c to f, turn on delay increases because density of states of the central group increase as a result the required carriers for start of lasing increase and supply slower. Steady-state photons except to Fig. 2c at the current $I = 2.5$ mA increases due to increasing the Qds within the homogeneous broadening of the central mode. Enhancing of the homogeneous broadening until special value for the specific current (for example, in Fig. 3a, b, until $h\gamma_{cv} = 3$ meV for $I = 2$ mA leads to increasing of maximum of the relaxation oscillation magnitude and the steady-state photons because the central group DOS and thus the central group carriers enhance. Further elevating of the homogeneous

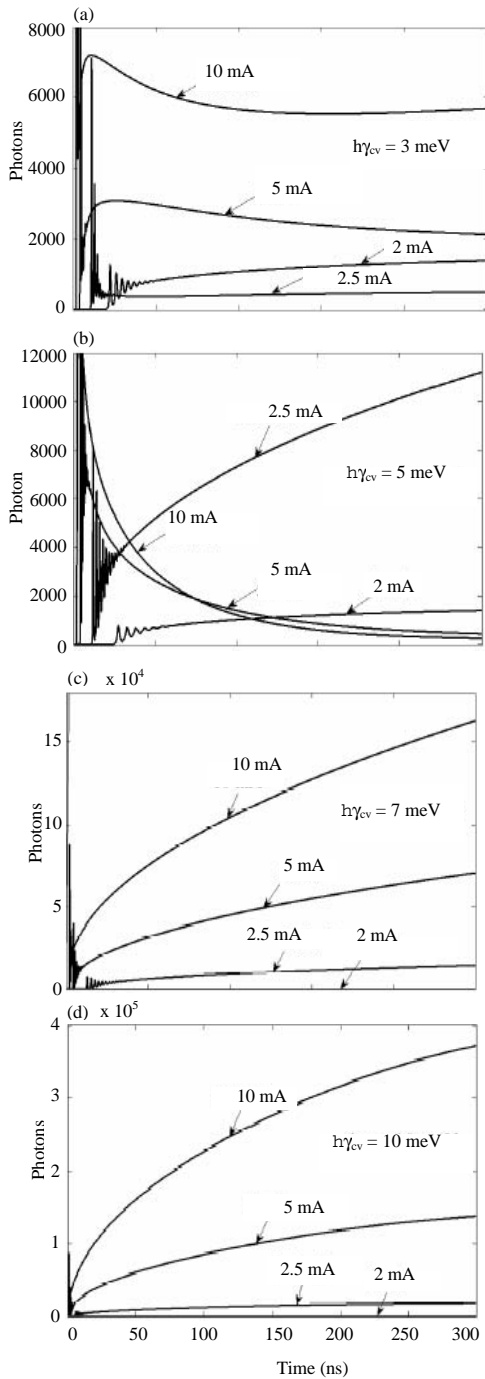


Fig. 4: Other illustration from photon-characteristics for different injection currents $I = 2, 2.5, 5$ and 10 mA at: a) $h\gamma_{cv} = 3 \text{ meV}$; b) 5 meV ; c) 7 meV and d) 10 meV

broadening results in heightening of the empty DOS at the central group (decreasing of the population inversion) and slaking of maximum of the relaxation oscillation

magnitude and the steady-state photons. As shown at injection current $I = 2 \text{ mA}$ with increasing of the FWHM of homogeneous broadening from 6 meV , the population inversion is provided at the higher current and the threshold current elevates. As shown in Fig. 4a, the steady-state photons at $I = 2.5 \text{ mA}$ are $< I = 2 \text{ mA}$.

Lasing photons at $I = 5$ and 10 mA do not reach the steady state after 80 and 40 ns. As it is shown in Fig. 4b, the lasing photons at $I = 5$ and 10 mA decrease as the time increases and they become lesser than that of $I = 2 \text{ mA}$ after 45 ns, they do not reach the steady-state after 80 ns.

Lasing photons at 10 mA become lesser than that of 5 mA after 30 ns. Lasing photons at $I = 2.5 \text{ mA}$ increase as the time enhances and they do not reach the steady-state after 100 ns. As it is shown in Fig. 4c, the lasing photons at $I = 2.5 \text{ mA}$ reach the steady-state after 80 ns but the lasing photons at $I = 5$ and 10 mA do not reach the steady-state and they elevate as the time increases. As it is shown in Fig. 4d, the lasing photons at $I = 5$ and 10 mA do not reach the steady-state after 300 ns. These non steady-states are due to not considering of gain saturation effect.

CONCLUSION

Self-assembled Quantum Dots (QDs) with broadband emitting spectra, QD Super Luminescent Diodes (SLDs) and external cavity tunable QD laser have been studied. Considering the homogeneous and inhomogeneous broadening of the optical gain without and with considering the nonlinear gain and thermal carrier escape from QDs, we have solved the rate equations numerically using fourth order Runge-Kutta method and analyzed the dynamic characteristics of GaAs/AlGaAs SAQD-LDs. Dynamic characteristics and steady-state photons improve as the current increases.

Considering the nonlinear gain results in improvement of simulation results of the dynamic characteristics of GaAs/AlGaAs SAQD-LD at the FWHM of homogeneous broadening comparable near and equal to the FWHM of inhomogeneous broadening. In this case, the SAQD-LD reaches the steady-state faster and the lasing emission is not single mode due to the gain saturation.

ACKNOWLEDGEMENT

This research is supported by the Ferdowsi University of Mashhad through a contract with Vice President for Research and Technology.

REFERENCES

- Chuang, S.L., 1995. *Physics of Optoelectronics Devices*. John Wiley and Sons Inc., USA.
- Coldren, L.A., 1995. *Diode Lasers and Photonic Integrated Circuits*. John Wiley and Sons Inc., USA.
- Grundmann, M., 2002. *Nano Optoelectronics*. Springer, New York.
- Liu, N., P. Jin and Z.G. Wang, 2005. InAs/GaAs quantum-dot super luminescent diodes with 110 nm bandwidth. *Electron. Lett.*, 41: 1400-1402.
- Ly, X.Q., N. Liu, P. Jin and Z.G. Wang, 2008. Broadband emitting super luminescent diodes with InAs quantum dots in AlGaAs matrix. *IEEE Photon. Technol. Lett.*, 20: 1742-1744.
- Markus, A., J.X. Chen, O. Gauthier-Lafaye, J.G. Provost, C. Paranthoen and A. Fiore, 2003. Impact of intraband relaxation on the performance of a quantum-dot laser. *IEEE J. Sel. Top. Quantum Electron.*, 9: 1308-1314.
- Sugawara, M., 1995. Theory of spontaneous-emission lifetime of Wannier excitons in mesoscopic semiconductor quantum disks. *Phys. Rev. B Condens. Matter.*, 51: 10743-10754.
- Sugawara, M., K. Mukai and H. Shoji, 1997. Effect of phonon bottleneck on quantum-dot laser performance. *Applied Phys. Lett.*, 71: 2791-2793.
- Sugawara, M., K. Mukai, Y. Nakata and H. Ishikawa, 2000. Effect of homogeneous broadening of optical gain on lasing spectra in self-assembled $\text{In}_x\text{Ga}_{1-x}\text{As}$ /GaAs quantum dot lasers. *Phys. Rev. B*, 61: 7595-7603.
- Sun, Z.Z., D. Ding, Q. Gong, W. Zhou, B. Xu and Z.G. Wang, 1999. Quantum-dot superluminescent diode: A proposal for an ultra-wide output spectrum. *Opt. Quantum Electron.*, 31: 1235-1246.
- Tan, C.L., Y. Wang, H.S. Djie and B.S. Ooi, 2007. Role of optical gain broadening in the broadband semiconductor quantum-dot laser. *Applied Phys. Lett.*, 91: 061117-061119.
- Tan, C.L., Y. Wang, H.S. Djie and B.S. Ooi, 2008. The role of optical gain broadening in the ultrabroadband InGaAs/GaAs interband quantum-dot laser. *Comput. Mater. Sci.*, 44: 167-173.
- Zhang, Z.Y., Z.G. Wang, B. Xu, P. Jin, Z.Z. Sun and F.Q. Liu, 2004. High performance quantum-dot superluminescent diodes. *IEEE Photon. Technol. Lett.*, 16: 27-29.
- Zhang, Z.Y., R.A. Hogg, P. Jin, T.L. Choi, B. Xu and Z.G. Wang, 2008. High-power quantum-dot superluminescent LED with broadband drive current insensitive emission spectra using tapered active region. *IEEE Photon. Technol. Lett.*, 20: 782-784.