

Specification of Site by the Tender Wavelength of Matter Skin Distribution on the Spread Recognition System

¹Jeong-Lae Kim, ²Hye-Ju Kim and ²Kee-Young Lee

¹Department of Biomedical Engineering, Eulji University, 13135 Seongnam, Korea

²Department of Beauty Design, Woosong College, 34606 Daejeon, Korea

Abstract: Spread-out alteration technology is constituted the wavelength status for skin distribution of the Glitter Recognition Rate (GRR) and Discrepancy Recognition Rate (DRR) on the spread-out recognition morph. The recognition rate condition by the spread-out recognition morph is associated with the flare-out wavelength system. As to search a dot of the tender alteration, we are constituted of the spread-out value for skin distribution with spread-out layer dot by the wavelength-signal. The concept of recognition rate is verified the reference of glitter and discrepancy rate for alteration signal by the spread-out wavelength morph. Moreover, showing a tender alteration of the GRR-DRR of the medium and minimum in terms of the spread-out-wavelength morph and spread-out dot wavelength that is obtained the a spread-out value of the far alteration of the Spro-RM-FA- $\beta_{\text{MED-MIN}}$ with $7.27 \pm (-0.37)$ units, that was the a spread-out value of the convenient alteration of the Spro-RM-CO- $\beta_{\text{MED-MIN}}$ with $2.17 \pm (-0.17)$ units, that was the a spread-out value of the flank alteration of the Spro-RM-FL- $\beta_{\text{MED-MIN}}$ with 0.53 ± 0.10 units, that was the a spread-out value of the vicinage alteration of the Spro-RM-VI- $\beta_{\text{MED-MIN}}$ with $0.09 \pm (-0.001)$ units. The flare-out wave length will be to assess at the ability of the spread-out-wave length morph for the control degree recognition rate on the GRR-DRR that is revealed the tender glitter and discrepancy morph by the recognition rate system. Flare-out recognition system will be possible to modify of a morph by the special signal and to count a spread-out data of flare-out wave length rate.

Key words: Glitter recognition rate, spread-out recognition morph, flare-out recognition system, flare-out wavelength, signal, Korea

INTRODUCTION

The vibration of the skin is to imply important role the protection of internal structures from external hostility such as the mucosal linings of the digestive and respiratory tracts comprises the largest organs in the human body. Their being to absorbing and limiting the desirable of water from the body such as micro-organisms and penetration (Silva *et al.*, 2012; Meidan, 1996). The advantages of matter delivery through the skin include a contact administration of Foreign substance by avoiding dry function of the outer membrane of the skin, the reduction of possible infections, connecting the first-pass distribution that can the possibility of delivering matters. Otherwise, lead to significant absorption prolonged period of time at a constant rate (Miller and Pisani, 1999; Michael *et al.*, 2002). Glitter and discrepancy morph is suggested to effect the evaluation by measuring the rate at which to quantify of the correction of spread-matter. In this study was item of the spread-out

alteration technology that is constituted the fluid alteration of the matter for skin with glitter and discrepancy variation by the spread-out recognition morph. This glitter and discrepancy value is calculated the Glitter Rate (GR) and Discrepancy Rate (DR) with the recognition function that is revealed to obtain a basis reference from spread-out layer is verified a position of the skin distribution, consisted of the spread-out value with flare-out upper layer on the skin. Also, the spread-out-wavelength is to be verified at the ability of the alteration function with the spread degree that is showed the glitter recognition rate and discrepancy recognition rate by the spread-out recognition morph.

MATERIALS AND METHODS

Sequence control procedure: Spread-out technology is constituted the alteration of the energy distribution based spread-out layer system. Spread-out layer are verified into bsorption from the glitter and discrepancy rate on

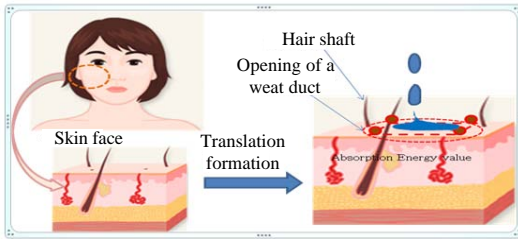


Fig. 1: Spread-out layer absorb with the variation of translation formation on the spread-out vibration morph

flare-out upper layer structure. The recognition rate condition by the spread-out recognition morph is consolidated with the flare-out wavelength system (Fig. 1). As the concept of alteration rate is checked the reference for variation of translation formation on the spread-out vibration morph. The spread-out layer is obtained with the absorption of distribution position on skin layer and is showed to reveal a spreading data of flare-out upper layer structure (Kim *et al.*, 2013; Kim and Shin, 2016).

The Spread-out Recognition Morph (Spro-RM) is show the characteristic of dot morph for skin distribution on the matter. Flare-out upper layer position activity is analogized the tender changes through Glitter Upper Rate (GUR). The results of GUR are impacted to bethe limit of Spread-out Wavelength Rate (Spro-WR). The Spread-out Wavelength Morph (Spro-WM) is constituted of withmatter ofthe spread-out wavelength change in the glitter activity and discrepancy activity. The Spro-RM system is using the weighty formation for skin distribution by the Spread-out Recognition Morph System (Spro-RMS). Weighty of Spro-RM is using the tender flare-out rate that is similar to a control spread-out-wavelength by the Flare-Out Upper Layer PositionTechnology (FOULPT). Tender spread-out wavelength is constituted in the flare-out dot morph that is induced by the Spread-out Layer (Spro-L) tool. The arithmetic characteristic by Spro-RM is induced to the dot of output-limits by the Spread-out Structure (Spro-S) in the flare-out dot morph. The spread-out-wavelength morph by Spro-RM is using to the dot of out put-limits by the Flare-Out Recognition Rate (FORR) in the Spro-RMS. The Flare-Out Dot Morph (FODM) was estimated an Upper Wavelength Technology (UWT) of side direction from Flare-Out Upper Layer (FOUL) on the FOULPT of Spro-RM. The Flare-Out Recognition Rate Morph (FORRM) is obtained flare-out signal from Flare-Out Layer Structure Mechanisms on the FOULPT of Spro-RM. The Spread-out Glitter Discrepancy Rate

(Spro-GDR) is obtained the flare-out recognition and the Flare-Out Morph on FORR. The FORR is showed to counter on the tender flare-out signalby the Flare-Out Recognition Morph (FORM) (Kim and Kim, 2017a, b; Kim and Kim, 2016) (Fig. 2).

Multiple alignments of Spro-RM upper layer and its evaluation:

The measures of upper layer position score on the Spro-RM are constituted with the Overall Vibration Rate (OVR), Far-Convenient Vibration Rate (FCVR) and Flank-Vicinage Vibration Rate (FVVR). These rates are standard deviations that assess the path of point around the side layer from the upper layer of the position and are measured in degrees. The Spro-RM vibration rate scores are obtained the displacement for tender signal in Far-Convenient (FC) and Flank-Vicinage (FV) that display the Spro-FC and Spro-FV. The displacements at upper of layer from FC-axes of horizontal along Spro-FC as x-direction and from FV-axes of vertical Spro-FV along FV-axes as y-direction are evaluated as Spro-RM-FC and Spro-RM-FV, respectively. FCVR can find that, the phase of the main layer signal depends both on the propagation channel and the modulating properties of the side layer which can be both frequency and power-dependent by the Spro-RM-FC. FVVR can measure both amplitude and phase of the revealed structure signal as I and Q is the current the far-convenient and flank-vicinage by the Spro-RM-FV. Spro-FC is the modulated carrier of far-convenient on the Spro-RM, Spro-FV is the modulated carrier of flank-vicinage on the Spro-RM, $\Delta P_{Spro-RM}$ is amplitude and phase of the received structure signal of the $I_{Spro-FC}$ and $Q_{Spro-FV}$ on the Spro-RM (Eq. 1) (Huiting *et al.*, 2013; Bekkali *et al.*, 2015):

$$\Delta P_{Spro-RM} = \frac{I_{Spro-FC}^2 + Q_{Spro-FV}^2}{Z_0}, \varphi = \arctan \frac{Q_{Spro-FV}}{I_{Spro-FC}} \quad (1)$$

$$|\Delta \gamma| = \sqrt{I_{Spro-FC}^2 + Q_{Spro-FV}^2} = \sqrt{\Delta P_{Spro-RM} + Z_0} \quad (2)$$

where, Z_0 the input impedance of the receiver. The indirectly measured upper layer position score data, represented as $\Delta \gamma$ is related to the differential reflection coefficient Spro-RM-FC and Spro-RM-FV can thus be obtained as Eq. 3:

$$\angle(\Delta \gamma) = \arctan \frac{Q_{Spro-FV}}{I_{Spro-FC}} = \varphi \quad (3)$$

Therefore, the test setting that includes the communication range between spread-out layer pin and their system consist of the properly maintain by the monitoring (Zhang *et al.*, 2017). Flare-Out Upper Layer

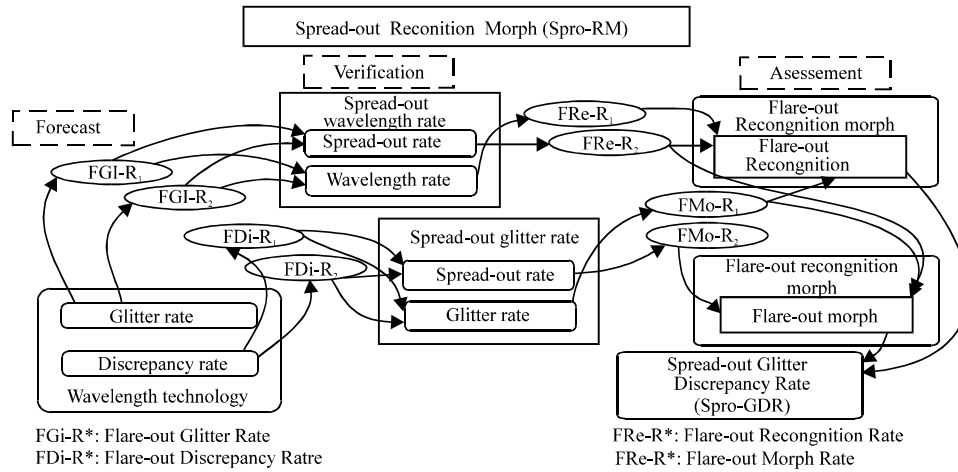


Fig. 2: System block shows pread-out layer technology by glitter and discrepancy rate on flare-out upper layer structure

Morph (FI-ULM) is obtained a combination scores both FI-ULM-FV and FI-ULM-FC. The FI-ULM-vlaue is calculated from absolute γ -Spro-RM values, so, it is more sensitive to FV-FC and γ -Spro-RM level fluctuations. In general, the γ -Spro-RM-based FI-ULM makes use of the free space propagation model in Eq. 4:

$$\gamma - \text{Spro} - \text{RM}(r)[n.u.] = \gamma_{-FI-ULM-FC} \gamma / r \gamma - \text{Spro} - \text{RM}(r) \quad (4)$$

$$[dB] = 20 \log_{10}(\gamma_{-FI-ULM-FV}) - \gamma_{-FI-ULM-FC} 20 \log_{10}(r)$$

'r' the range or distance and $\gamma_{-FI-ULM-FV}$ and $\gamma_{-FI-ULM-FC}$ coefficients that can be estimated from a non-linear regression that minimizes the Root Mean Square (RMS) by a set of between spread-out layer. The expression rat of γ -Spro-RM (r) is already linearized with respect to $\gamma_{-FI-ULM-FV}$ and $\gamma_{-FI-ULM-FC}$ (Lopez *et al.*, 2017; Chawla *et al.*, 2013).

RESULTS AND DISCUSSION

Properties of the sequence selection: The experiment of Spro-RM-morphis created the Spro-RM- γ_{MAX} , Spro-RM- γ_{MIN} and Spro-RM- γ_{MED} database which are collected from the spread-out signal wavelength morph by the Spro-RM activities (Table 1). Spread-out signal wavelength morph data are used MATLAB 6.1 for the calculations (Kim and Kim, 2017).

Improvements of multiple sequence selections: Spread-out Reconition Morph (Spro-RM) is verified the wavelength statusfor skin distribution of the Glitter Rate (GR) and Discrepancy Rate (DR) on the Wavelength Technology (WT) condition. WT is to fix the tender objects of the Spread-out Glitter Rate (Spro-GR) on the Spro-RM-morph. And WT is to maintain the equivalent

things of the Spread-Out Discrepancy Rate (SSR) on the Spro-RM-morph. The results areverified the Spread-Out Reconition Morph System (SORMS) in accordance with the limit of Glitter Recognition Rate (GRR). The experiment is caused unique an alteration of Discrepancy Recognition Rate (DRR) is showed in the Flare-Out Reconition Morph Activities (FORMA).

Comparison Database of GRR-DRR on the Spro-RM- γ_{MAX} and Spro-RM- γ_{MIN} and Spro-RM- γ_{MED} Spread-out Reconition Morph (Spro-RM) on the far (FA- γ) condition is to be show a Glitter Recognition Rate-Discrepancy Recognition Rate (GRR-DRR) value for the Spro-RM-FA- γ_{MAX} , Spro-RM-FA- γ_{MIN} and Spro-RM-FA- γ_{MED} (Fig. 3). The large spread-out of the Spro-RM-FA- γ_{MAX} is to the Flank-Vicinage (FV) direction in the SORMS. Furthermore, Spro-RM activities of far GRR-DRR are the small spread-out to distinction between the Spro-RM-FA- γ_{MIN} and Spro-RM-FA- γ_{MED} with the same direction in the SORMS. In the Spro-RM activities of far GRR-DRR is verified a very large spread-out at 22.22 ± 9.66 unit with Spro-RM-FA- γ_{MAX} of the spread-out structure morph. In the far GRR-DRR of Spro-RM activities is verified small spread-out at 3.91 ± 1.23 unit with Spro-RM-FA- γ_{MIN} in the SORMS. The excellently, this activities of spread-out structure morph in the far GRR-DRR is to be obtained that a spread-out impact is happen the FV direction in the SORMS. It is a tender rolein the spread-out activities of a Spro-RM-Far of far wavelength. In the spread-out of Spro-RM activities is verified a large spread-out at 11.18 ± 0.85 unit with Spro-RM-FA- γ_{MED} . The flare-out phenomenon of the far GRR-DRR is induced weighty to vary the SORMS by the flare-out structure in the Spro-RM activities direction. Spread-out Reconition Morph (Spro-RM) of Convenient

Table 1: Average of spread-out structure morphs: far GRR-DRR (Spro-RM-FA $\gamma_{MAX.AVG}$), convenient GRR-DRR (Spro-RM-CO $\gamma_{MAX.AVG}$), flank GRR-DRR (Spro-RM-FL $\gamma_{MAX.AVG}$) and vicinage GRR-DRR (Spro-RM-VI $\gamma_{MAX.AVG}$)

Average γ	FA $\gamma_{AVG.GRR.DRR}$	CO $\gamma_{AVG.GRR.DRR}$	FL $\gamma_{AVG.GRR.DRR}$	VI $\gamma_{AVG.GRR.DRR}$
Spro-RM- $\gamma_{MAX.MED}$	11.03±8.80	2.92±0.44	0.96±0.28	0.19±0.08
Spro-RM- $\gamma_{MED.MIN}$	7.27±(-0.37)	2.17±(-0.17)	0.53±0.10	0.09±(-0.001)

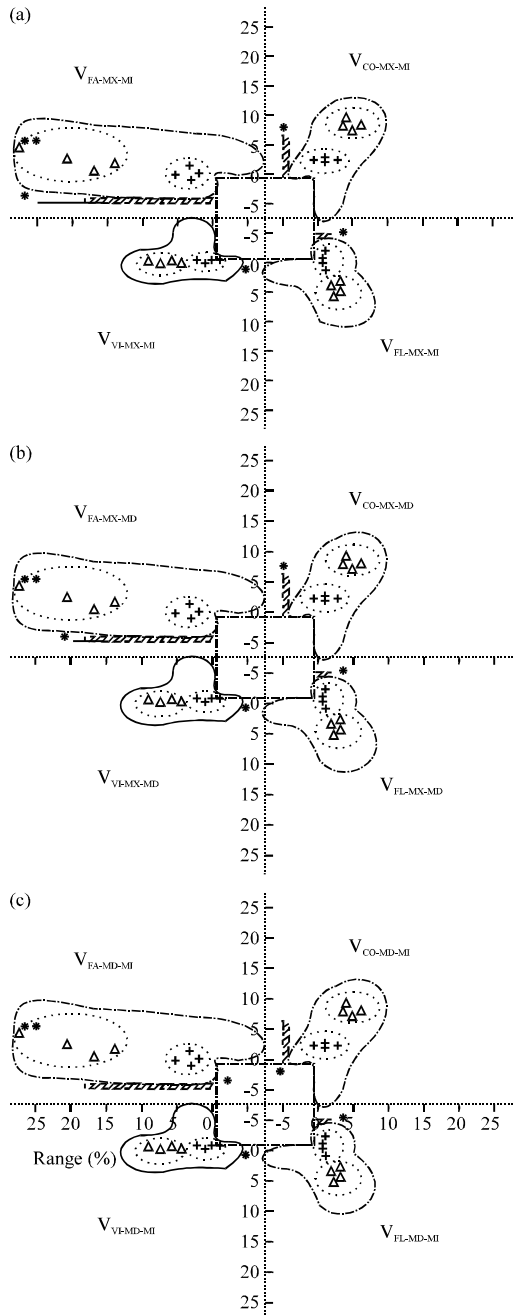


Fig. 3: Spro-RM-morph of the data on the spread-out condition for activities: a) Limit of the Spro-RM- γ_{MAX} ; b) Spro-RM- γ_{MIN} and c) Spro-RM- γ_{MED}

(CO- γ) condition is to be show a Glitter Recognition Rate-discrepancy Recognition Rate (GRR-DRR) value for the Spro-RM-CO- γ_{MAX} , Spro-RM-CO- γ_{MIN} and Spro-RM-CO- γ_{MED} (Fig. 3). Spro-RM activities of convenient GRR-DRR are the some spread-out to distinction between Spro-RM-CO- γ_{MAX} and Spro-RM-CO- γ_{MIN} with the same direction in the SORMS. Whereas, the Spro-RM activities of convenient GRR-DRR is to be verified a small spread-out at Spro-RM-CO- γ_{MED} of the spread-out structure morph on the FV direction in the SORMS. Spro-RM activities of convenient GRR-DRR are verified large spread-out at 852±0.67 unit with Spro-RM-CO- γ_{MAX} of the spread-out structure morph. In the convenient GRR-DRR of Spro-RM activities is verified small at 3.42±0.40 unit with Spro-RM-CO- γ_{MIN} on the FC direction in the SORMS. The excellently, this activities of spread-out structure morph in the convenient GRR-DRR is to be obtained that a spread-out is happen the same direction in the SORMS. But it is a tender rolein the spread-outactivities of aconvenient wavelength. In the spread-out of Spro-RM activities is verified small spread-out at 5.60±0.23 unit with Spro-RM-CO- γ_{MED} on the FC direction. The flare-out phenomenon of the convenient GRR-DRR is induced weighty to vary the SORMS to vary the weighty SORMS by the flare-out structure in the same direction. The convenient GRR-DRR is verified to vary a very more alteration of flare-out wavelength than the far GRR-DRR in the Spro-rm activities direction. Spread-out Recognition Morph (Spro-RM) of flank (FL- γ) condition is to be show a Glitter Recognition Rate-Discrepancy Recognition Rate (GRR-DRR) value for the Spro-rm-FL- γ_{MAX} , Spro-RM-FL- γ_{MIN} and Spro-RM-FL- γ_{MED} (Fig. 3). Spro-RM activities of flank GRR-DRR is verified small spread-out at Spro-RM-FL- γ_{MAX} and Spro-RM-FL- γ_{MIN} of the spread-out structure morph on the FV direction in the SORMS. Whereas, differently the very small spread-out value of Spro-RM-FL- γ_{MED} is to the FV direction in the SORMS. Spro-RM activities of flank GRR-DRR is verified small spread-out at 2.62±0.45 unit with Spro-RM-FL- γ_{MAX} of the spread-out structure morph. In the flank GRR-DRR of Spro-RM activities is verified slightly little at 1.12±0.07 unit with Spro-RM-FL- γ_{MIN} on the FC direction in the SORMS. The excellently, this activities of the spread-out structure morph in the flank GRR-DRR is to be obtained that a spread-out is happen the same direction in the SORMS. But it is a tender rolein the spread-out activities of a flank wavelength. In the spread-out of Spro-RM

activities is verified small spread-out at 1.65 ± 0.07 unit with Spro-RM-FL- γ_{MED} . The flare-out phenomenon of the flank GRR-DRR is induced weighty to vary the SORMS by the flare-out structure in the same direction. The flank GRR-DRR is induced excellently to vary the SORMS by the flare-out wavelength at the Spro-RM activities. Spread-out Recognition Morph (Spro-RM) of vicinage (VI- γ) condition is to be show a Glitter Recognition Rate-Discrepancy Recognition Rate (GRR-DRR) value for the Spro-RM-VI- γ_{MAX} , Spro-RM-VI- γ_{MIN} and Spro-RM-VI- γ_{MED} (Fig. 3). Spro-RM activities of vicinage GRR-DRR is verified small spread-out at Spro-RM-VI- γ_{MAX} and Spro-RM-VI- γ_{MIN} of the spread-out structure morph on the FC direction in the SORMS. Whereas, differently the small spread-out value of Spro-RM-VI- γ_{MED} is to the normal direction in the SORMS. Spro-RM activities of vicinage GRR-DRR is verified very small spread-out at 0.48 ± 0.09 unit with Spro-RM-VI- γ_{MAX} of the spread-out structure morph. In the vicinage GRR-DRR of Spro-RM activities is verified very little at 0.19 ± 0.01 unit with Spro-RM-VI- γ_{MIN} on the FC direction in the SORMS.

The excellently, this activities of the spread-out structure morph in the vicinage GRR-DRR is to be obtained that a spread-out is happen the same direction in the SORMS. But it is a tender rolein the spread-out activities of a vicinage wavelength. In the spread-out of Spro-RM activities is verified very small spread-out at 0.29 ± 0.01 unit with Spro-RM-VI- γ_{MED} on the FC direction in the SORMS. The flare-out phenomenon of the vicinage GRR-DRR is induced weighty to vary the SORMS by the flare-out structure in the normal direction. The vicinage GRR-DRR is induced slightly to vary the SORMS by the flare-out wavelength at the Spro-RM activities.

CONCLUSION

In this study was a fluid alteration technology that was constituted the wavelength recognition with the spread-out recognition morph by the spread-out layer of recognition rate. This morph was shown avalue of the spread-out-wavelength by the recognition rate to define an alteration data from the basis reference by Flash Rate (FR) and Gap Rate (GR). As to search a position of the spread-out layer we are consisted of the spread-out value with flare-out upper layer on the skin. Also, the spread-out-wavelength was to verify theability of the alteration function with the spread degree that is shown the glitter recognition rate and discrepancy recognition rate on the GRR-DRR by the spread-out recognition morphsystem.

ACKNOWLEDGEMENT

This study is a revised and expanded version of a paper entitled "Study of the Broaden Wavelength on the Site of the Matter" presented at Advanced and Applied Convergence Letters with IJCC 2018, Jan. 31-Feb. 7, Hawaii.

REFERENCES

- Bekkali, A., S. Zou, A. Kadri, M. Crisp and R.V. Penty, 2015. Performance analysis of passive UHF RFID systems under cascaded fading channels and interference effects. *IEEE. Trans. Wirel. Commun.*, 14: 1421-1433.
- Chawla, K., C. McFarland, G. Robins and C. Shope, 2013. Real-time RFID localization using RSS. *Proceedings of the International Conference on Localization and GNSS (ICL-GNSS'13)*, June 25-27, 2013, IEEE, Turin, Italy, ISBN:978-1-4799-0484-6, pp: 1-6.
- Huiting, J., H. Flisijn, A.B. Kokkeler and G.J. Smit, 2013. Exploiting phase measurements of EPC Gen2 RFID tags. *Proceedings of the IEEE International Conference on RFID-Technologies and Applications (RFID-TA'13)*, September 4-5, 2013, IEEE, Johor Bahru, Malaysia, ISBN:978-1-4799-2116-4, pp: 1-6.
- Kim, J.L. and K.D. Kim, 2016. Presentation of central motion techniques: Limpness motion function and limpness sensory unit function. *Intl. J. Adv. Cult. Technol.*, 4: 56-61.
- Kim, J.L. and K.D. Kim, 2017a. Prediction of shiver differentiation by the form alteration on the stable condition. *Intl. J. Internet Broadcast. Commun.*, 9: 8-13.
- Kim, J.L. and K.O. Shin, 2016. Study of runout-motion in body physical techniques: Physical index and sensory index. *Intl. J. Adv. Smart Convergence*, 5: 56-60.
- Kim, J.L. and Kim, H.J., 2017b. A study of structure modeling of the stratum corneum on the hydration. *J. Convergence Culture Technol.*, 3: 31-36.
- Kim, K.D., Y.M. Yu and J.L. Kim, 2013. A study on the influence of mobile commerce characteristics perception on mobile shopping intentions. *J. Inst. Internet Broadcast. Commun.*, 13: 297-303.
- Lopez, Y.A., M.E.D.C. Gomez and F.L.H. Andres, 2017. A received signal strength RFID-based indoor location system. *Sens. Actuators A. Phys.*, 255: 118-133.

- Meidan, V.M., 1996. Phonophoresis and topical drug delivery. Ph.D Thesis, Aston University, Birmingham, England, UK.
- Michael, S.R., A.P. Mark and C.S. Elizabeth, 2002. Skin Transport, Dermatological and Transdermal Formulations. CRC Press, Boca Raton, Florida, USA.
- Miller, M.A. and E. Pisani, 1999. The cost of unsafe injections. Bull. World Health Organiz., 77: 808-811.
- Silva, S.M., L. Hu, J.J. Sousa, A.A. Pais and B.B. Michniak-Kohn, 2012. A combination of nonionic surfactants and iontophoresis to enhance the transdermal drug delivery of ondansetron HCl and diltiazem HCl. Eur. J. Pharm. Biopharm., 80: 663-673.
- Zhang, J., G.Y. Tian and A.B. Zhao, 2017. Passive RFID sensor systems for crack detection and characterization. NDT. E. Intl., 86: 89-99.