

## Comparison and Implementation of Swarm Intelligence Based Channel Estimation Model

<sup>1</sup>Shamsher Malik and <sup>2</sup>Suresh Kumar

<sup>1</sup>M.D. University, Rohtak, Haryana, India

<sup>2</sup>Department of ECE, M.D. University, Rohtak, 124001 Haryana, India

---

**Abstract:** High-data-rate transmission over portable or remote channels is required by numerous applications. Orthogonal Recurrence Division Multiplexing (OFDM) is a broadly sent tweak strategy for present day remote correspondences frameworks as it empowers high information rate transmission over recurrence particular remote interchanges channels at low multifaceted nature. Channel estimation is a most vital and testing issue, particularly in remote correspondence frameworks. Generally, the transmitted flag can be debased by numerous negative impacts, for example, versatility of transmitter or recipient, scrambling because of ecological items, multipath et cetera. These impacts make the flag be spread in any changed areas as time, recurrence and space. To diminishing these impacts anybody must gauge the Channel motivation Reaction (CIR). LMMSE system appraises the channel on all subcarriers by insertion, including information subcarriers and pilot subcarriers in one OFDM image. The diminishment in the MSE in the changed LMMSE system is practically identical with the sit case. So, the changed strategy is compelling. Moreover, the swarm based channel estimation is implemented in the study and compared with the existing techniques to showcase the performance of the same.

**Key words:** Orthogonal frequency division multiplexing, LMMSE, FFT, WOA, BER, techniques

---

### INTRODUCTION

Radio transmission has enabled individuals to convey with no physical association for over hundred years. At the point when Marconi figured out how to show a strategy for remote telecommunication over a century back it was a note worthy leap forward and the begin of a totally new industry. May be one couldn't call it a versatile remote framework, yet there was no wire Today, the advance in the semiconductor innovation has made it conceivable not to overlooked reasonable for a large number of individuals to impart progressing all around the globe. The mobile communication systems are frequently sorted as various eras relying upon the administrations offered (Pattanayak, 2007). Amid the previous couple of years, there has been a blast in remote innovation. This development has opened another measurement to future remote correspondences whose extreme objective is to give all inclusive individual and sight and sound correspondence without respect to portability or area with high information rates. To accomplish such a target, the cutting edge individual correspondence systems should be bolster an extensive variety of administrations which will incorporate amazing voice, information, copy, still pictures and spilling video. Orthogonal Frequency Division Multiplexing (OFDM) is one of the promising contender to relieve the ISI. In an

OFDM flag the data transfer capacity is partitioned into many restricted subchannels which are transmitted in parallel. Each subchannel is normally picked limit enough to dispense with the impact of postpone spread. By consolidating OFDM with turbo coding and receiving wire differing qualities, the connection spending plan and dispersive-blurring confinements of the phone portable radio condition can be overcome and the impacts of co-channel obstruction can be decreased (Pattanayak, 2007).

In OFDM frameworks, transporter recurrence synchronization is generally done in two stages. The initial step is coarse synchronization which more often than not diminishes the CFO to inside one-portion of the subcarrier dividing (Zhou *et al.*, 2008), this is trailed by fine bearer synchronization which additionally evaluates and lessens the remaining CFO. The execution of the framework depends by and large on regulation plans, channel estimation methods used to gauge channel.

The limit of correspondence framework increments straightly with the quantity of reception apparatuses when culminate information about the channel is accessible at the recipient. By and by the channel estimation method is finished by transmitting pilot (preparing) images that are known at the collector. Assist, channel estimation relies on upon the example of transmitting pilots (Kaur and Kaur, 2012). OFDM strategy

changes over a recurrence particular channel into various recurrence nonselective channels by isolating the accessible range into various covering and orthogonal narrowband sub channels where each of them sends claim information utilizing a subcarrier.

**MATERIALS AND METHODS**

**Channel estimation:** In any correspondence frameworks, channel estimation is a most essential and testing issue, particularly in remote correspondence frameworks. More often than not, the transmitted flag can be debased by numerous hindering impacts, for example, portability of transmitter or beneficiary, diffusing because of natural articles, multipath et cetera. These impacts make the flag be spread in any changed areas as time, recurrence and space. To diminishing these impacts anybody must gauge the Channel motivation Reaction (CIR) (Asadi and Tazehkand, 2013).

Channel estimation has a long history in single bearer correspondence frameworks. In these frameworks, CIR is displayed as an obscure FIR channel whose coefficients are time shifting and should be evaluated. There are numerous/channel estimation strategies that can be utilized as a part of multicarrier correspondence frameworks, however, the particular properties of multicarrier transmission frameworks give an extra point of view which powers to growing new methods to direct estimation in remote correspondence frameworks. When all is said in done, channel estimation strategies in light of OFDM frameworks can be classified into two gatherings as visually impaired and non-daze methods. In the previous, the majority of the systems utilize the measurable conduct of the got signs and along these lines to get the exact CIR a vast sum information is required (Asadi and Tazehkand, 2013). At long last, the unpredictability of calculations is high. In the later to get a decent estimation of channel, the transmitter sends an accumulation of information helped as pilots whose are beforehand known by the beneficiary. Regularly, most OFDM based frameworks as IEEE 802.11a and hyperLAN2 utilize pilots in recurrence area keeping in mind the end goal to examining the blurred divert in recurrence space. Channel estimation in light of pilot game plan which have been utilized as a part of numerous application frameworks particularly remote correspondence and electrical cable correspondence stations can be partitioned in two primary classes as piece sort and brush sort (Asadi and Tazehkand, 2013).

**MMSE channel estimation technique:** The brush sort is best in quick shifting blurring channels that is the channel

fluctuates more than two neighboring OFDM images, however, stays stationary inside one OFDM image. The brush sort pilot course of action based station estimation has been appeared as more pertinent, since, it can track quick shifting blurring channels, contrasted and the piece sort one. The channel estimation in light of brush sort pilot game plan is regularly performed by two stages. Right off the bat it appraises the channel recurrence reaction on all pilot subcarriers by rent square (LS) strategy, LMMSE technique, et cetera. Also, it acquires the channel assesses on all subcarriers by introduction, including information subcarriers and pilot subcarriers in one OFDM image (Zhou and Lam, 2009) by this equation:

$$\begin{aligned} H_{MMSE} &= R_{HY} R_W^{-1} Y = \begin{bmatrix} R_{HH} & X^H \\ X H_{LS} & \end{bmatrix}^{-1} X^H (X R_{HH} X^H + \sigma_N^2 I_N)^{-1} \\ &= R_{HH} (R_{HH} + \sigma_N^2 (X^H X)^{-1})^{-1} \hat{H}_{LS} \end{aligned}$$

Asadi and Tazehkand (2013)  $\hat{H}_{MMSE}$ , we could find that the channel estimator need to get the inverse matrix of  $R_{HH} + \sigma_N^2 (X^H X)^{-1}$  because  $(X^H X)^{-1}$  are not the same in different OFDM symbols, its inverse matrix should be updated every time for the different OFDM symbols which needs much computation. A simplification of MMSE estimator is to replace the  $(X^H X)^{-1}$  by its expectation  $E \{(X^H X)^{-1}\}$  which means the average power of all subcarriers replace the instantaneous power of each subcarrier in order to reduce the computation, since, matrix inversion of  $R_{HH} + \sigma_N^2 (X^H X)^{-1}$  is no longer needed. Assuming the same signal constellation on all tones and equal probability on all constellation points, we get:

$$E \{(X^H X)^{-1}\} = E \left\{ \frac{1}{|X_k|^2} \right\} I$$

where, I is the identity matrix. Let the average of SNR is:

$$\overline{SNR} = \frac{E \{|X_k|^2\}}{\sigma_N^2}$$

The term  $\sigma_N^2 (X^H X)^{-1}$  is then approximated by  $\beta/SNR$  I where  $\beta$  is defined as:

$$\beta = \frac{E \{|X_k|^2\}}{E \left\{ \left| \frac{1}{X_k} \right|^2 \right\}}$$

Note that,  $\beta$  is a constant depending only on the signal constellation. For example when 16QAM is used from the constellation, the values of  $X_i$  are  $(\pm 1 \pm i)$ ,  $(\pm 3 \pm i)$ ,  $(\pm 3 \pm 3i)$ . Then the modified MMSE can be written as:

$$\hat{H}_{MMSE} = R_{HH} \left( R_{HH} + \frac{\beta}{SNR} I \right)^{-1} \hat{H}_{LS}$$

Therefore, if  $R_{HH}$  and SNR are known or fixed as known values, matrix inversion of  $R_{HH} + \sigma_N^2 (X^H X)^{-1}$  is just needed to be calculated only once. But because of consideration of influence of noise, the MSE of LMMSE is smaller than MMSE (Hadaschik *et al.*, 2006). The pros and cons of various existing techniques are shown in the following Table 1 (Hadaschik *et al.*, 2006; Daryasafar *et al.*, 2012; Khelifi and Bouallegue, 2011):

These pros and cons of the techniques can be vitally understood by the parameter description of the techniques. The detail parameter description for each technique is shown in the Table 2.

It means time domain approach is very weekly time variant, similarly other can be understood. The parameter description clearly specify the technique complexity and performance. The swarm based channel estimation is discussed in next study.

**Whale based detection for MIMO systems:** WOA includes exploitation and investigation stages. In the exploitation stage, the ebb and flow position of inquiry specialist is refreshed by the position of the present best operator. This stage comprises of two kind of movement, contracting which circles prey and winding to refresh position. The investigation stage, scans for the prey as indicated by the position of an irregular operator (Mirjalili and Lewis, 2016).

**Exploitation phase:** In this stage, the humpback whale perceives position of the prey and encompasses them. Principally, the position of the prey is not known, so, the position of the best hopeful is considered as an ideal position of the objective prey. In the wake of finding the

best position the momentum position of look specialist is refreshed either to encircle the prey or for winding refreshing position (Mirjalili and Lewis, 2016).

**Circling the prey:** The position of the ebb and flow look operator is refreshed towards the best position as:

$$\overline{T}_{p+1} = \overline{T}_p - c_2 \overline{R} \tag{1}$$

$$\overline{R} = \left| \overline{c}_1 \cdot \overline{T}_p^b - \overline{T}_p \right| \tag{2}$$

Where:

- $\overline{R}$  = The movement vector
- $\overline{T}_p$  = The position of the ebb and flow specialist at time p
- $\overline{T}_{p+1}$  = The position of the pursuit operator at time p+1 (refreshed position of the ebb and flow seek specialist)
- $\overline{T}_p^b$  = The position of the best inquiry specialist at time t the consistent  $\overline{a}$ ,  $\overline{c}_2$  are given by the Eq. 3 and 4:

$$\overline{c}_2 = 2 \cdot \overline{a} \cdot \overline{r} - \overline{a} \tag{3}$$

Table 1: Pros and cons of existing techniques

Techniques name	Advantages	Disadvantages
LMS CE method	Less BER High data rate supported	High complexity
Time invariant RLS CE Method	Less BER	High complexity
Time invariant MMSE Estimators	Less BER	High complexity
Time invariant Interpolation Estimators	Less BER	High complexity
Time invariant LMMSE	Less BER High data Rate supported	High complexity
Time invariant Decision feedback	Less BER High data rate supported	
High BER	Less quality	
Frequency domain approach	Less complexity	Less quality
High BER		
Time domain approach	Less complexity	Less quality
High BER		

Table 2: Parameter description for different techniques

Techniques name	Supported data rate	Quality of estimator	Complexity	BER	Time variant
LMS CE method	4	4	4	1	0
RLS CE method	3	4	4	1	0
MMSE estimators	3	4	4	1	0
Interpolation estimators	3	4	4	1	0
LMMSE	4	4	4	1	0
Decision feedback	4	4	4	1	1
Frequency domain approach	4	3	3	2	1
Time domain approach	4	3	3	2	1

Here, 1-4 values has following meaning: 0) Not affected; 1) Very weak; 2) Week; 3) Strong; 4) and Very strong

$$\bar{c}l = 2\bar{r} \tag{4}$$

Where:

$\bar{a}$  = Diminished from 2-0 through the span of emphasess

$\bar{r}$  = An irregular vector in the vicinity of 0 and 1

**Winding updating position:** The position is refreshed for winding movement as:

$$\bar{T}_{p+1} = M.e^{-sl} .\cos (2\pi l)+T_p^b \tag{5}$$

Where:

$\bar{M} = |T_p^b - T_p|$  = The consistent for the winding shape

l = The irregular variable going [-1, 1]

The likelihood of event of both sorts of movement is equivalent, so, general model is expressed as:

$$\bar{T}_{p+1} = \begin{cases} \bar{T}_p^b - c2.\bar{M} & \text{if } p < 0.5 \\ \bar{M}.e^{sl} .\cos (2\pi l)+T_p^b & \text{otherwise} \end{cases} \tag{6}$$

where p is an irregular number between [0, 1].

**Investigation phase:** The fundamental reason for this stage is to scan for prey. This stage research like the exploitation stage aside from the position of momentum pursuit specialist is refreshed against the arbitrary hunt operator rather than best specialist position. In alternate words, this stage moves the inquiry specialist far from reference operator, i.e., scan for worldwide optima while misuse stage seeks around the reference specialist. This procedure will happen when  $|(c2)->|>1$ , the numerical model is given as:

$$\bar{M} = |\bar{c}l.\bar{T}_p^r - \bar{T}_p^r| \tag{7}$$

$$\bar{T}_{p+1} = \bar{T}_p^r - c2.\bar{M} \tag{8}$$

where  $\bar{T}_p^r$  is position of irregular specialist at time p. The WOA begins with an irregular arrangement. This arbitrary arrangement is refreshed either arbitrarily or by utilizing the best specialist position. In light of variety of  $|(c2)->|>1$ , the irregular specialist position is chosen if  $|(c2)->|>1$  generally the best operator position is utilized to refresh the position of current operator. The exchanging

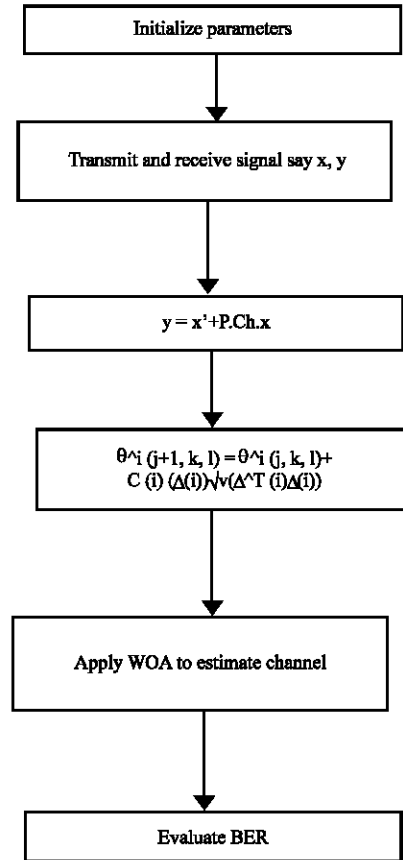


Fig. 1: Channel estimation using WOA

between the round and the winding movement is as indicated by estimation of p. The procedure is rehashed till the most extreme number of cycles (Mirjalili and Lewis, 2016). The entire procedure can be effectively comprehended by the accompanying square graph. The whole process can be easily understood by the block diagram shown in Fig. 1. The WOA has been implied to estimate the channel. The estimation must be better than the other existing techniques due to the exploration as well as exploitation phase is there. This estimation is semi blind as the exploration phase doesn't need any training sample while the exploitation phase can use the sample. The implementation and the result discussion has been done in next study.

**RESULTS AND DISCUSSION**

The implementation of the proposed algorithm is done using the MATLAB. The code is executed using the MATLAB by using following parameters (Faran and Mor, 2013) (Table 3).

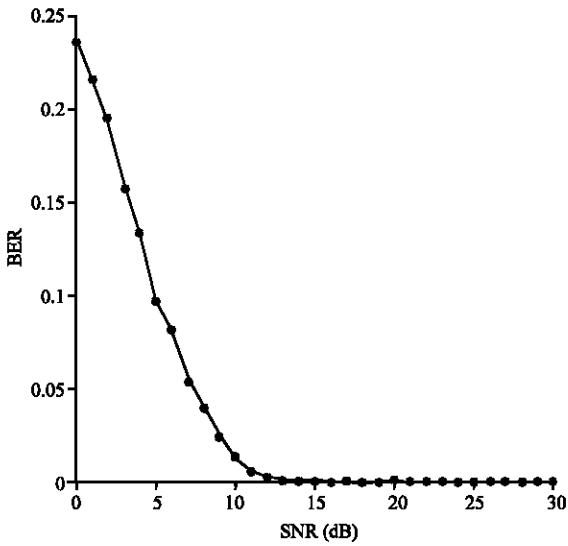


Fig. 2: Analysis of WOA on 4096 data bits

Table 3: Different simulation parameters

Parameters name	Parameters value
Number of FFT symbol	64
Number of cyclic prefix	8
SNR (dB)	0:40
Modulation	QAM
L	5,10

The above table shows that the number of FFT symbols is varied and the value of MSE is analyzed on different value of signal to noise ratio. The comparison of the proposed is done with the SA-ACO, LMMSE and MMSE techniques. The analysis of the WOA technique on 4096 data bits with 12 bit block size is shown in Fig. 2. The comparison of the proposed technique with the existing is shown in Fig. 3. The analysis of WOA on 511 data bits is shown in Fig. 4. The comparison of the WOA technique for the BER with the other existing techniques is shown in Fig. 5 and 6. The comparison of proposed with the existing is shown in Fig. 7.

The outcomes demonstrates that in the SA-WOA the mean square blunder stays same for the all size of info FFT images and in addition for L values while in the altered LMMSE method the MSE gets expanded with the expansion in the L esteem. The bit blunder rate gets diminished as we increment the flag to commotion proportion as more flag quality when contrasted with clamor decreases the mistake. The SNR proportion is shifted from 0-40. Be that as it may, the diminishment in the MSE in the SA-WOA system is practically identical with the sit out of gear case. So, the proposed procedure is compelling (Fig. 8).

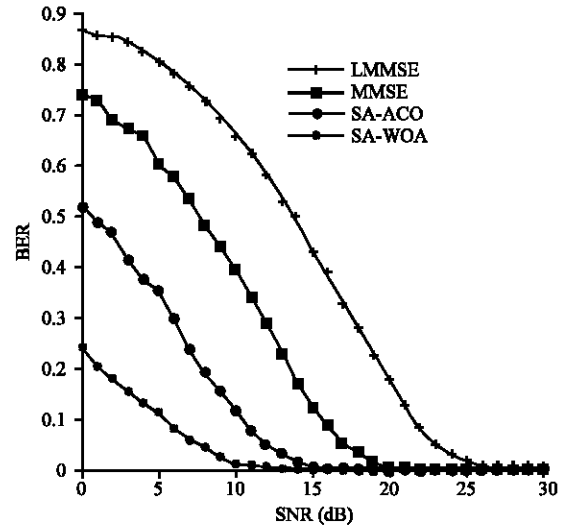


Fig. 3: BER vs. SNR for existing and modified techniques for 4096 data bits

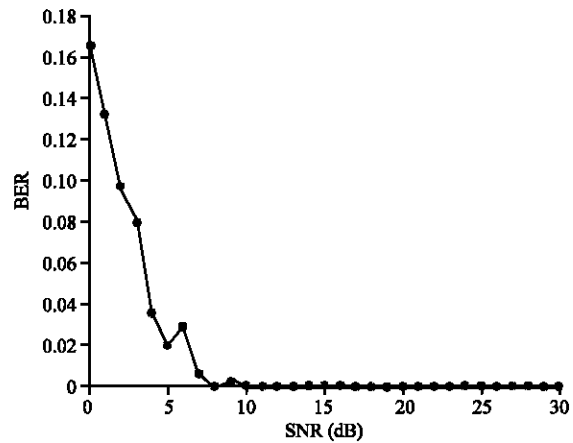


Fig. 4: BER vs. SNR analysis of WOA technique

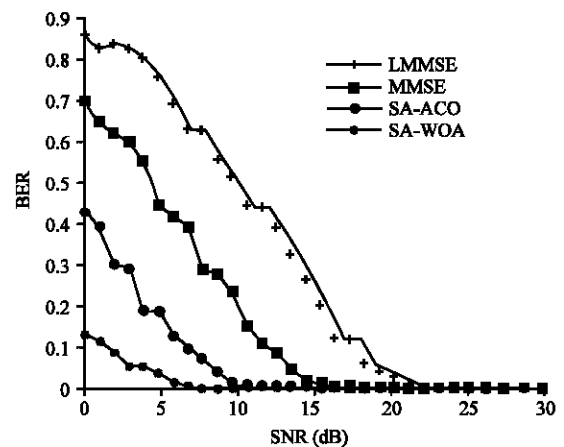


Fig. 5: BER vs. SNR for existing and modified techniques for 511 data bits

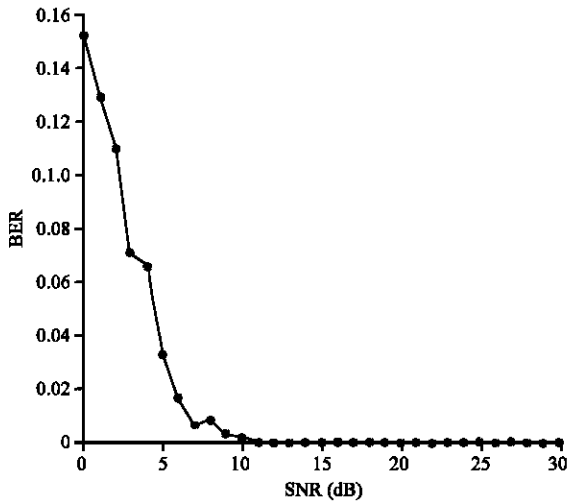


Fig. 6: BER vs. SNR analysis of WOA technique

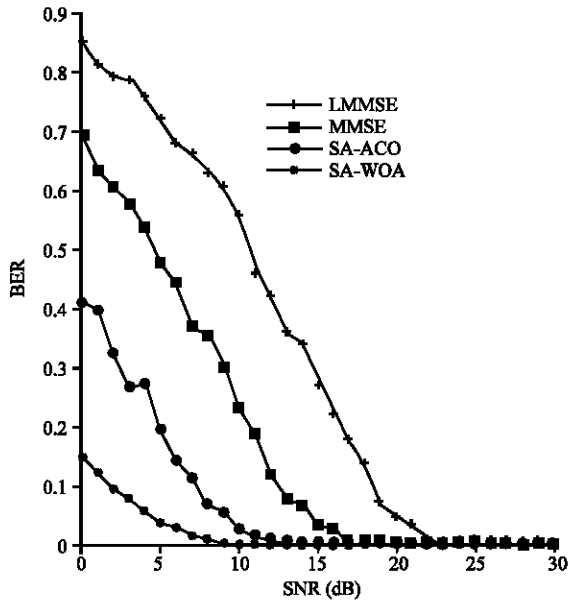


Fig. 7: BER vs. SNR for existing and modified techniques

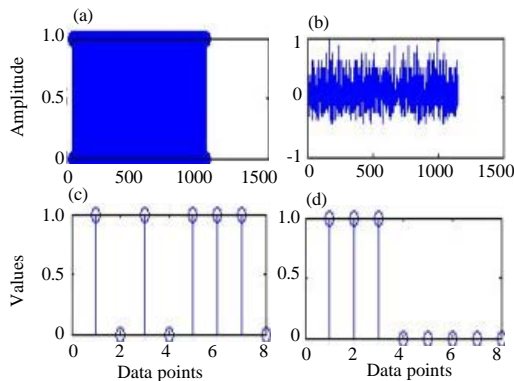


Fig. 8: Continue

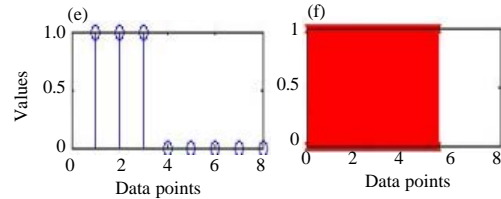


Fig. 8: The detailed transmission process: a) Transmitted data; b) OFDM signal; c) Data point PN sequence; d) Time channel; e) Estimated channel and f) Received data

**CONCLUSION**

Orthogonal Recurrence Division Multiplexing (OFDM) is a proficient high information rate transmission procedure for remote correspondence. OFDM presents preferences of high range effectiveness, straightforward and productive execution by utilizing the quick Fourier change (FFT) and the converse Fast Fourier Transform (IFFT), relief of bury Image Impedance (ISI) by embeddings Cyclic Prefix (CP) and vigor to recurrence specific blurring channel. LMMSE procedure assesses the channel on all subcarriers by introduction, including information subcarriers and pilot subcarriers in one OFDM image. The altered LMMSE is actualized by utilizing the MATLAB and looked at by changing the estimation of L, i.e., covered images. The outcomes demonstrates that in the sit without moving case the mean square mistake stays same for the all size of information FFT images and in addition for L values while in the adjusted LMMSE strategy the MSE gets expanded with the expansion in the L esteem. The mean square mistake gets diminished as we increment the flag to clamor proportion as more flag quality when contrasted with commotion lessens the blunder. The SNR proportion is changed from 0-40. In any case, the diminishment in the MSE in the adjusted LMMSE procedure is similar with the sit out gear case. So, the altered system is successful.

**RECOMMENDATIONS**

In future after research should be possible. The channel can be assessed by utilizing the semi-daze system. The channel can be assessed by utilizing the visually impaired systems.

**REFERENCES**

Asadi, A. and B.M. Tazehkand, 2013. A new method to channel estimation in OFDM systems based on wavelet transform. Intl. J. Digital Inf. Wirel. Commun., 3: 1-9.

- Daryasafar, N., A. Lashkari and B. Ehyae, 2012. Channel estimation in MIMO-OFDM systems based on comparative methods by LMS algorithm. *Intl. J. Comput. Sci.*, 39: 777-779.
- Faran, M. and P. Mor, 2013. Comparison of different channel estimation techniques in OFDM systems. *Intl. J. Innovative Technol. Exp. Eng.*, 3: 30-32.
- Hadaschik, N., G. Ascheid and H. Meyr, 2006. Achievable data rate of wideband OFDM with data-aided channel estimation. *Proceedings of the 2006 IEEE 17th International Symposium on Personal, Indoor and Mobile Radio Communications*, September 11-14, 2006, IEEE, Helsinki, Finland, ISBN:1-4244-0329-4, pp: 1-5.
- Kaur, R. and C. Kaur, 2012. Investigation on channel estimation techniques for MIMO-OFDM system for QAM/QPSK modulation. *Intl. J. Comput. Eng. Res.*, 2: 1419-1424.
- Khlifi, A. and R. Bouallegue, 2011. Performance analysis of LS and LMMSE channel estimation techniques for LTE downlink systems. *Intl. J. Wirel. Mob. Netw.*, 3: 141-149.
- Mirjalili, S. and A. Lewis, 2016. The whale optimization algorithm. *Adv. Eng. Software*, 95: 51-67.
- Pattanayak, A.K., 2007. Channel estimation in OFDM systems. Ph.D Thesis, Department of Electrical Engineering, National Institute of Technology, Rourkela, India.
- Zhou, H., A.V. Malipatil and Y.F. Huang, 2008. OFDM carrier synchronization based on time-domain channel estimates. *IEEE. Trans. Wirel. Commun.*, 7: 2988-2999.
- Zhou, W. and W.H. Lam, 2009. A fast LMMSE channel estimation method for OFDM systems. *EURASIP J. Wireless Commun. Networking*, 2009: 883-895.