

## Effect of Artificial Aging at the Deterioration Wheel on the Color of Finish Treated Woods of *Pinus sylvestris* and *Quercus robur*

<sup>1</sup>A. Hakam, <sup>1</sup>M.El. Kortbi, <sup>1,2</sup>N.El. Imame, <sup>3</sup>K. Iaych, <sup>1</sup>M. Guelzim, <sup>1</sup>M. Rahouti, <sup>1</sup>M. Ziani,  
<sup>1</sup>M. Hachmi, <sup>1</sup>A. Sesbou, <sup>2</sup>M.El. Matar, <sup>4</sup>L. Chrusciel and <sup>4</sup>A. Merlin

<sup>1</sup>Wood Science Laboratory, Faculty of Science, Mohammed V University in Rabat,  
P.O. Box 1014, Rabat, Morocco

<sup>2</sup>Centre Technique des Industries du Bois et de l'Ameublement, Sidi Maarouf, Casablanca, Morocco

<sup>3</sup>Academie des Arts Traditionnels, Fondation de la Mosquee Hassan II de Casablanca,  
Casablanca, Morocco

<sup>4</sup>LERMAB, Faculté des Sciences et Technologies, Université de Lorraine,  
BP 70239-54506 Vandoeuvre Les Nancy Cedex, France

**Abstract:** The durability of exterior wood finishes is not guaranteed with current finishing systems. Thus, the objective of this study was to evaluate the color change of different finishes applied of wood of most commercialized wood in Morocco, in order to find the best wood-finishing couple having the higher durability in outdoor use. Accelerated aging wheel tests were carried out according to, the following principle: the samples are successively exposed to ambient air, then immersed in water and exposed again to ambient air but under UV radiations. A wheel spin is performed in 90 min and a complete cycle is performed in 3 weeks, so that, a complete cycle counts 336 wheel revolutions. The samples tested on this aging wheel are woodblocks made of two wood species: Scots pine (*Pinus sylvestris*) and Pedunculate oak (*Quercus robur*). These samples were coated with four different finishes (two polyurethane finishes F<sub>1</sub> and F<sub>2</sub> and two acrylic finishes F<sub>3</sub> and F<sub>4</sub>) and exposed to accelerated weathering for 12 weeks. Colorimetric measurements in color system CIELab: Gloss (L\*), green-red (a\*) and blue-yellow (b\*) coordinates, color saturation (C\*) and tone angle (h\*) were performed using an X-Rite Model SP62 spectrophotometer before and after aging treatments. The results showed that rotating wheel aging caused a decrease in the L\* value and a change in the surface color of all the finishing pairs studied. For wood/finishing couples including *Quercus robur* as a wooden support, the *Quercus robur*/F<sub>3</sub> has the best resistance to color change while for wood/finish with *Pinus sylvestris* as a wooden support, the *Pinus sylvestris*/F<sub>3</sub> has the best resistance to color change.

**Key words:** Wood, finish, gloss, color, accelerated aging, rotating wheel

---

### INTRODUCTION

The main factors generating degradation of outdoor wood products are exposure to ultraviolet light and water (Feist and Hon, 1984; Yalinkilic *et al.*, 1999; Zhang *et al.*, 2009; George *et al.*, 2005). To protect the natural appearance of wood and its original color from the weather and climatic aggressions, researches on transparent or semi-transparent coatings such as varnishes, stains or paints have been carried out (Jirous-Rajkovic and Turkulin, 2002; Jirous-Rajkovic *et al.*, 2004; Grull *et al.*, 2011; Scrinzi *et al.*, 2011). One of the reference tests permitting to evaluate the aging of wood/finish system consists in the Gardner degradation aging wheel. The tested samples are wooden supports the

surface of which has been coated. This test has the advantage to be performed much faster than natural aging (Turkoglu *et al.*, 2015; Kerber *et al.*, 2016) which presents two major drawbacks: the duration is often longer than 1 year and the repeatability and reproducibility are not good.

Artificial or accelerated aging affects the color of treated or unfinished wood (Temiz *et al.*, 2005; Zahri *et al.*, 2007; Cakicier *et al.*, 2011; Baysal *et al.*, 2014, 216; Teles and Costa, 2014; Krystofiak *et al.*, 2016; Yalcin *et al.*, 2017). The variation in the finishing color observed varies according to the nature of the finishing product, the type of wood (Gierlinger *et al.*, 2004; Zanoncio *et al.*, 2014, 2015 Hakam *et al.*, 2018) and its treatment whatever it is thermal (Ayadi *et al.*, 2003; Bekhta and Niemz, 2003;

Cademartori *et al.*, 2013; Demirci *et al.*, 2013) or chemical (Baysal *et al.*, 2017). Other studies have been devoted to the effect of accelerated aging on the adhesion of finishes (Sonmez *et al.*, 2009).

**MATERIALS AND METHODS**

A wood/finish system is a sample that consists of a wood support and one or more finishing products applied on the surface of this wood. The choice of wood/finishing systems was made in close consultation with the manufacturers of the wood-finishing sector in Morocco. Two wood species were selected to manufacture the wood supports: Scots pine (*Pinus sylvestris*) and Pedunculate oak (*Quercus robur*). Table 1 gives some characteristics of the wood support used.

**Manufacture of test samples:** Specimens measuring 30×15×1.8 mm were cut lengthwise along the longitudinal axis of symmetry (L) in width along the tangential axis of symmetry (T) and at depth along the axis of radial symmetry (R). All wooden specimens were equilibrated in a climatic chamber at 65±5% relative humidity and at 20°C before coating with the finish, so that, the equilibrium moisture of the all specimens was 12%.

**Finishing products:** As for wood, the four commercial water finishes used were chosen in consultation with the wood-finishing industry in Morocco. Two finishes based on polyurethane resin (F<sub>1</sub> and F<sub>2</sub>) and two based on acrylic resin (F<sub>3</sub> and F<sub>4</sub>). Table 2 gives some indications on the commercial finishes used.

**Coating of wooden surfaces:** According to, the recommendations of the product data sheets of each product, the chosen finishing products were applied on one of the tangential faces of each specimen. The other faces were closed with a sealant, applied for 3 days, one layer per day. Before starting the tests, the test pieces have been stored at ambient air to dry for 1 week.

**Accelerated aging:** The accelerated aging process was performed on a Gardner-type deterioration wheel (Fig. 1), according to the following principle: the samples were successively exposed to three different ambiances: the first one was ambient air, the second one consisted in the immersion into water and the third one was ambient air coupling with radiations generated by UV lamps (El Imame, 2018).

A wheel spin was performed in 90 min and the duration of a complete cycle was 3 weeks. The samples were exposed to accelerated weathering for 12 weeks. This device simulates climatic aggressions by subjecting the wood-finishing system to alternating periods of exposure to UV radiation and periods of immersion in distilled water, so that, coated wood samples were periodically dried and re-humidified.

**Color measurements:** Colorimetric analysis of the wood-finish systems was performed using an X-rite SP 62 spectrophotometer. The measured parameters were: the brightness (L\*), the chromatic, green-red (a\*) and blue-yellow (b\*) coordinates with reference to the CIELab color coordinate system. The value used for each parameter was the average value of three measurements. L\* can vary from 100 (white) to zero (black). From the values of L\*, a\* and b\*, the difference in brightness (ΔL\*) and chromatic coordinates (Δa\* and Δb\*), the hue

Table 1: Characteristics of the wood supports used

Variabels	( <i>Pinus sylvestris</i> )	( <i>Quercus robur</i> )
Wood	Softwood	Hardwood
Specific density*	0.55	0.74
Structure	No vessel	Porous rings
Width of ring (mm)	1.4	1.4

\*Tropix 7 (Gerard *et al.*, 2011)

Table 2: Characteristics of the finishes used

Finish	Base resin	Product type
F <sub>1</sub>	Polyurethane	Clear aqueous varnish
F <sub>2</sub>	Polyurethane	White matt aqueous varnish
F <sub>3</sub>	Acrylic	Aqueous stain transparent matte
F <sub>4</sub>	Acrylic	Aqueous stain opaque white matte




Fig. 1: a, b) Gardner degradation wheel

angle ( $h^*$ ), the color saturation ( $C^*$ ) and the overall color difference ( $\Delta E^*$ ) were calculated using the following formulas:

$$\begin{aligned} \Delta L^* &= L^*f - L^*i \\ \Delta a^* &= a^*f - a^*i \\ \Delta b^* &= b^*f - b^*i \\ h^* &= \arctg(b^*/a^*) \\ C^* &= (a^{*2} + b^{*2})^{1/2} \\ \Delta E^* &= (\Delta L^{*2} + \Delta a^{*2} + \Delta b^{*2})^{1/2} \end{aligned}$$

Where:

$L^*f$ ,  $a^*f$ ,  $b^*f$  are  $L^*$ ,  $a^*$ ,  $b^*$  specimens after wheel aging tests and  $L^*i$ ,  $a^*i$ ,  $b^*i$  are  $L^*$ ,  $a^*$ ,  $b^*$  pre-test samples.

### RESULTS AND DISCUSSION

Table 3 presents the values of  $L^*$ ,  $a^*$  and  $b^*$  based on the initial color coordinates for each wood/finish

pair. Table 4 presents the values of ( $\Delta L^*$ ) ( $\Delta a^*$ ) ( $\Delta b^*$ ) ( $\Delta E^*$ ) ( $C^*$ ) and ( $h^*$ ), calculated from the values of  $L^*$ ,  $a^*$ ,  $b^*$  based on the coordinates of initial color for each couple wood/finish. Table 5 shows some samples before and after aging on the wheel. White coatings showed significant discolorations compared to transparent or opaque coatings. Intensity of color change was higher in white-clad oak than in pine with the same coating.

As can be seen in Table 3 and 4, the  $L^*$  values of all finishing torques decrease after wheel aging while the  $a^*$  values increase, except for *Pinus sylvestris*/F<sub>4</sub>.

The positive values of ( $a^*$ ) show a tendency of the finish surface to become reddish, for all wood/finish combinations.

The green-red coordinate ( $a^*$ ) of all the pairs (*Pinus sylvestris*/Finition) was higher than that of the pairs (*Quercus robur*/Finition). The blue-yellow coordinate ( $b^*$ ) increases for pairs (*Pinus sylvestris*/Finition) but decreases for pairs (*Quercus robur*/F<sub>3</sub>).

Table 3: Results of colour measurements

Finish	Wood species	$L^*$		$a^*$		$b^*$	
		Before	After	Before	After	Before	After
F <sub>1</sub>	P	59.16	51.21	13.28	14.44	22.45	28.80
	C	58.06	53.34	8.72	12.18	23.84	32.64
F <sub>2</sub>	P	57.73	50.00	14.54	16.02	26.55	29.86
	C	51.21	51.36	9.77	12.27	23.93	31.48
F <sub>3</sub>	P	52.64	48.07	17.28	16.82	31.32	31.42
	C	50.01	45.97	11.03	13.44	25.25	31.06
F <sub>4</sub>	P	58.64	51.18	14.15	18.01	23.78	32.02
	C	35.80	51.83	9.30	13.93	23.79	31.60

Table 4: Results of color measurements









Finish	Wood species	$\Delta L^*$	$\Delta a^*$	$\Delta b^*$	$\Delta E^*$	$c^*$		$h^*$	
						Before	After	Before	After
F <sub>1</sub>	P	-7.96	1.16	6.35	10.25	26.08	32.21	1.04	1.11
	C	-4.72	2.41	8.80	10.27	30.28	33.89	1.07	1.08
F <sub>2</sub>	P	-7.73	1.48	3.31	8.54	25.38	34.84	1.22	1.21
	C	0.14	4.62	7.55	8.85	25.84	33.78	1.18	1.20
F <sub>3</sub>	P	-4.57	-0.46	0.09	4.59	35.77	35.63	1.07	1.08
	C	-4.03	3.46	5.81	7.87	27.67	36.73	1.03	1.06
F <sub>4</sub>	P	-7.46	3.86	8.23	11.74	27.55	33.84	1.16	1.16
	C	16.03	2.50	7.81	10.25	25.55	34.54	1.20	1.16

(P for *Pinus sylvestris* and C for *Quercus robur*)

Table 5: Surface aspects of some samples before and after aging on the decay wheel

Wood/Finish	<i>Quercus robur</i> /F <sub>3</sub>	<i>Quercus robur</i> /F <sub>4</sub>	<i>Quercus robur</i> /F <sub>1</sub>	<i>Quercus robur</i> /F <sub>2</sub>
Sample before wheel aging tests				
Sample after wheel aging test				

Table 5: Continue

Wood/Finish	<i>Pinus sylvestris</i> /F <sub>1</sub>	<i>Pinus sylvestris</i> /F <sub>4</sub>	<i>Pinus sylvestris</i> /F <sub>2</sub>	<i>Pinus sylvestris</i> /F <sub>3</sub>
Samples before wheel aging test				
Samples after wheel aging test				

Based on the results obtained, the ranking of the sustainability of the *Quercus robur*/Finish systems in descending order is: *Quercus robur*/F<sub>3</sub>, *Quercus robur*/F<sub>1</sub>, *Quercus robur*/F<sub>2</sub>, *Quercus robur*/F<sub>4</sub>. Considering now all the couples *Pinus sylvestris*/Finish, the sustainability ranking in descending order is: *Pinus sylvestris*/F<sub>3</sub>, *Pinus sylvestris*/F<sub>4</sub>, *Pinus sylvestris*/F<sub>1</sub>, *Pinus sylvestris*/F<sub>2</sub>.

### CONCLUSION

The finish protects wood against changes in humidity, temperature and sun radiation and can be considered as an important step in valuing wood products. Moreover, the service life of these wood products is often associated with the durability of its finishing coating. In this study, the effect of accelerated degradation on the gloss and color of Scots pine (*Pinus sylvestris*) and Pedunculate oak (*Quercus robur*) specimens coated with varnish and stain was investigated by performing gloss tests and the surface color. The choice of wood/finishing systems was made in consultation with the wood-finishing industry in Morocco. Two finishes based on polyurethane resin (F<sub>1</sub> and F<sub>2</sub>) and two based on acrylic resin (F<sub>3</sub> and F<sub>4</sub>) were chosen. The results showed that the degradation caused a decrease in gloss and a change in the color of all the specimens studied. This study made it possible to rank the durability of the wood/finish systems studied. The ranking of the sustainability of *Quercus robur*/finish systems in descending order is: *Quercus robur*/F<sub>3</sub>, *Quercus robur*/F<sub>1</sub>, *Quercus robur*/F<sub>2</sub>, *Quercus robur*/F<sub>4</sub> and ranking of the sustainability of *Pinus sylvestris*/finishing systems in descending order is: *Pinus sylvestris*/F<sub>3</sub>, *Pinus sylvestris*/F<sub>4</sub>, *Pinus sylvestris*/F<sub>1</sub>, *Pinus sylvestris*/F<sub>2</sub>.

### REFERENCES

Ayadi, N., F. Lejeune, F. Charrier, B. Charrier and A. Merlin, 2003. Color stability of heat-treated wood during artificial weathering. Holz Roh Werkst., 61: 221-226.

Baysal, E., E.D. Tomak, E. Topaloglu and E. Pesman, 2016. Surface properties of bamboo and Scots pine impregnated with boron and copper based wood preservatives after accelerated weathering. Maderas Cienc. Tecnol., 18: 253-264.

Baysal, E., E.D. Tomak, M. Ozbey and E. Altin, 2014. Surface properties of impregnated and varnished Scots pine wood after accelerated weathering. Color. Technol., 130: 140-146.

Baysal, E., T. Turkoglu, E. Gavcar, H. Toker and A. Gunduz *et al.*, 2017. Weathering properties of Scots pine treated with some chemicals. Wood Res., 62: 737-750.

Bekhta, P. and P. Niemz, 2003. Effect of high temperature on the change in color, dimensional stability and mechanical properties of spruce wood. Holzforschung, 57: 539-546.

Cademartori, P.H.G.D., E. Schneid, D.A. Gatto, D.M. Stangerlin and R. Beltrame, 2013. Thermal modification of *Eucalyptus grandis* wood: Variation of colorimetric parameters. Maderas Cienc. Tecnol., 15: 57-64.

Cakicier, N., S. Korkut, D.S. Korkut, A. Kurtoglu and A. Sonmez, 2011. Effects of QUV accelerated aging on surface hardness, surface roughness, glossiness and color difference for some wood species. Int. J. Phys. Sci., 6: 1929-1939.

Demirci, Z.O.S., A. Sonmez and M. Budakci, 2013. Effect of thermal ageing on the gloss and the adhesion strength of the wood varnish layers. Bio Resour., 8: 1852-1867.

El Imame, N., 2018. [Electrical modelling of blue stain in maritime pine wood and study of the degradation of the finishes applied on some wood species marketed in Morocco]. Ph.D Thesis, Mohammed V University, Rabat, Morocco. (In Indonesian)

Feist, W.C. and D.N.S. Hon, 1984. Chemistry of Weathering and Protection. In: The Chemistry of Solid Wood, Rowell, R. (Ed.). American Chemical Society, Washington, USA., ISBN13:9780841207967, pp: 401-451.

- George, B., E. Suttie, A. Merlin and X. Deglise, 2005. Photodegradation and photostabilisation of wood—the state of the art. *Polym. Degrad. Stab.*, 88: 268-274.
- Gerard J., D. Guibal, S. Paradis, M. Vernay and J. Beauchene *et al.*, 2011. *Tropix 7: The main technological characteristics of 245 tropical wood species*. Centre de Cooperation Internationale en Sante et Developpement (CCISD), Quebec, Canada.
- Gierlinger, N., D. Jacques, M. Grabner, R. Wimmer and M. Schwanninger *et al.*, 2004. Colour of larch heartwood and relationships to extractives and brown-rot decay resistance. *Trees*, 18: 102-108.
- Grull, G., M. Truskaller, L. Podgorski, S. Bollmus and F. Tscherne, 2011. Maintenance procedures and definition of limit states for exterior wood coatings. *Eur. J. Wood Prod.*, 69: 443-450.
- Hakam, A., N.E. Imane, M. El Matar, M. Ziani and A. Merlin, 2018. Effect of artificial aging at QUV on the color of finish treated woods of *Pinus sylvestris* and *Quercus robur*. *MATEC Web Conf.*, 149: 1-5.
- Jirous-Rajkovic, V. and H. Turkulin, 2002. Wood and coating properties that affect durability of exterior wood. *Drvna Industrija*, 53: 9-21.
- Jirous-Rajkovic, V., A. Bogner and D. Radovan, 2004. The efficiency of various treatments in protecting wood surfaces against weathering. *Surf. Coat. Intl. Part B. Coat. Trans.*, 87: 15-19.
- Kerber, P.R., D.M. Stangerlin, E. Pariz, R.R. De Melo and A.P. De Souza *et al.*, 2016. Colorimetry and surface roughness of three Amazon woods submitted to natural weathering. *Nativa Sinop*, 4: 303-307.
- Krystofiak, T., B. Lis, M. Muszynska and S. Proszyk, 2016. The effect of aging tests on gloss and adhesion of lacquer coatings on window elements from pine wood. *Drewno Prace Naukowe Doniesienia Komunikaty*, 59: 127-137.
- Scrinzi, E., S. Rossi, F. Deflorian and C. Zanella, 2011. Evaluation of aesthetic durability of waterborne polyurethane coatings applied on wood for interior applications. *Prog. Org. Coat.*, 72: 81-87.
- Sonmez, A., M. Budakci and M. Bayram, 2009. Effect of wood moisture content on adhesion of varnish coatings. *Sci. Res. Essays*, 4: 1432-1437.
- Teles, R.F. and A.F. Costa, 2014. Colorimetric evaluation of three tropical woods after accelerated weathering. *Proceedings of the 45th International IRG Annual Meeting*, May 11-15, 2014, The International Research Group on Wood Protection, St George, Utah, USA., pp: 1-8.
- Temiz, A., U.C. Yildiz, I. Aydin, M. Eikenes and G. Alfredsen *et al.*, 2005. Surface roughness and color characteristics of wood treated with preservatives after accelerated weathering test. *Appl. Surf. Sci.*, 250: 35-42.
- Turkoglu, T., E. Baysal, I. Kureli, H. Toker and M.E. Ergun, 2015. The effects of natural weathering on hardness and gloss of impregnated and varnished scots pine and oriental Beech wood. *Wood Res.*, 60: 833-844.
- Yalcin, M., H. Pelit, C. Akcay and N. Cakicier, 2017. Surface properties of tannin-impregnated and varnished beech wood after exposure to accelerated weathering. *Color. Technol.*, 133: 334-340.
- Yalinkilic, M.K., R. Ilhan, Y. Imamura, M. Takahashi and Z. Demirci *et al.*, 1999. Weathering durability of CCB-impregnated wood for clear varnish coatings. *J. Wood Sci.*, 45: 502-514.
- Zahri, S., C. Belloncle, F. Charrier, P. Pardon and S. Quideau *et al.*, 2007. UV light impact on ellagitannins and wood surface colour of European oak (*Quercus petraea* and *Quercus robur*). *Appl. Surf. Sci.*, 253: 4985-4989.
- Zanuncio, A.J.V., A.G. Carvalho, M.T. De Souza, C.M. Jardim and A.D.C.O. Carneiro *et al.*, 2015. Effect of extractives on wood color of heat treated *Pinus radiata* and *Eucalyptus pellita*. *Maderas Cienc. Tecnol.*, 17: 857-864.
- Zanuncio, A.J.V., J.P. Motta, T.A. Da Silveira, E.D.S. Farias and P.F. Trugilho, 2014. Physical and colorimetric changes in *Eucalyptus grandis* wood after heat treatment. *Bio Resour.*, 9: 293-302.
- Zhang, J., D.P. Kamdem and A. Temiz, 2009. Weathering of copper-amine treated wood. *Appl. Surf. Sci.*, 256: 842-846.