

Effects of Water Yam and Corn Starches on the Interacting Variables Influencing the Disintegration of Chloroquine Phosphate Tablets

Adenike Okunlola and Oluwatoyin A. Odeku

Department of Pharmaceutics and Industrial Pharmacy, University of Ibadan, Ibadan, Nigeria

Abstract: The individual and interaction effects of nature (X) and concentration (Y) of disintegrant and the relative density (Z) on the mechanical and release properties of chloroquine phosphate tablets were studied using a 2³ factorial experiment design. Water yam starch (low level) and corn starch (high level) were used as disintegrants at concentrations of 5.0 and 20.0% w/w. The mechanical properties were assessed using the Crushing Strength (CS) and Friability (F) and the release properties by the Disintegration Time (DT) and dissolution time (t₉₀). Increasing the concentration of disintegrants and the relative density of tablets resulted in increase in CS but decrease in F, DT and t₉₀. The ranking of the individual coefficient values was Z>X>Y for CS, Z>X>Y for F and DT and Y>X>Z for t₉₀ while that for the interaction coefficient was X-Z>Y-Z>X-Y for CS, Y-Z>X-Z>X-Y for F, Y-Z>X-Y>X-Z for DT and t₉₀. Changing the disintegrant from corn starch to water yam starch resulted in decrease in CS, DT and t₉₀ but increase in F. The results show considerable interaction between the variables employed and suggest that water yam could be an alternative disintegrant to corn starch particularly where with faster disintegration and release are required.

Key words: Starch, disintegrant, water yam, mechanical properties, chloroquine phosphate, friability

INTRODUCTION

Disintegrants are agents added to tablet formulations to promote the breakup of the tablet into smaller fragments in an aqueous environment thereby increasing the available surface area and promoting a more rapid release of the drug substance. Disintegration has been viewed as the net balance of the interaction between the adhesive and disintegration forces (Wan and Prasad, 1989). Thus disintegrants have the major function of opposing the effect of the tablet binder and the physical forces that act on the formulation granules under compression to form a tablet. Ideally, disintegrants should cause the tablet to disrupt not only into the granules from which it was compressed but also into powder particles from which the granulation was prepared (Bi *et al.*, 1999).

There are three major mechanisms of tablet disintegration: swelling, porosity and capillary action (Wicking) and deformation (Lowenthal, 1973). Although not all effective disintegrants swell when in contact with water, swelling is believed to be a mechanism in which certain disintegrants such as starch impart their effect. By swelling, the adhesiveness of other ingredients in a tablet is overcome causing the tablet to fall apart. Effective disintegrants that do not swell are believed to impart their disintegrating action through porosity and capillary

action. Tablet porosity provides pathways for the penetration of fluid into tablets. The disintegrant particles themselves act to enhance porosity and provide these pathways into the tablet. Liquid is drawn up or wicked into these pathways through capillary action leading to rupturing of the interparticulate bonds causing the tablet to break apart (Wan and Prasad, 1989). It is believed that no single mechanism is responsible for the action of most disintegrants. But rather, it is more likely the result of inter-relationships between these major mechanisms.

The classical example of the earliest known disintegrant is starch. Corn starch was recognized as being the ingredient in tablet formulations responsible for disintegration as early as 1906 (Carter, 2002). Effort has been made in recent times to develop starches from locally available plant species with a view to discovering starches from botanical sources different from the official ones. *Dioscorea alata* L is the most extensively cultivated species of yam in the West Indies, the Pacific Islands and tropical Asia and its production is second to that of *Dioscorea rotundata* in West Africa (Agwunobi, 1999). Like other tropical yam tubers with high starch content of about 50-80% w/w (Gebre-Mariam and Schimdt, 1998), *Dioscorea alata* is a potential source of starch that is yet to be explored commercially (Farhat *et al.*, 1999). Studies on the material and tablet properties of water yam starch

have shown that the physicochemical and material properties varied considerably from official corn starch. Water yam starch was observed to be compressible, forming tablets of acceptable crushing force (Odeku and Picker-Freyer, 2007). The compactibility of the starch appeared to be related to the particle size (25.3 μm), shape (oval) and amylose content (27.33%) of the starch. In another study, the suitability and relative efficiency of water yam starch as disintegrant was investigated in comparison to official corn starch (Okunlola and Odeku, 2008). Water yam starch showed faster disintegration and release properties than corn starch when used as intragranular disintegrant in chloroquine phosphate tablets.

However, the quantitative effects of important formulation and processing variables on the release properties of the tablets containing water yam starch as disintegrant appears to be largely uninvestigated. The factorial experimental design has been found useful in the analysis of the quantitative individual and interaction effects of various formulation factors on the mechanical strength, disintegration and dissolution rate of various tablets (Woolfall, 1964; Odeku and Itiola, 2003; Odeku, 2008; Okunlola and Odeku, 2009). Thus, in the present research, a study has been made of the relative quantitative effects of nature of starch disintegrant, concentration of disintegrant and the relative density of the tablets on the mechanical and release properties of chloroquine phosphate tablets using a factorial experimental design (Woolfall, 1964). Chloroquine phosphate, USP, a 4-aminoquinoline compound is an antimalarial and amoebicidal drug. Chloroquine phosphate is only slightly soluble in water and disintegration would play a significant role in the dissolution process of the tablets. It therefore, requires a disintegrant among other excipients to release the drug in a predictable manner. Water yam starch was incorporated into the tablet formulations internally.

MATERIALS AND METHODS

The materials used were chloroquine phosphate BP and corn starch BP (BDH Chemicals Ltd., Poole, U.K.), polyvinyl pyrrolidone, PVP Mol.Wt. 44,000 (BDH Chemicals Ltd., Poole, U.K.) and tubers of *Dioscorea alata* (Water yam) obtained from local farmers in Ibadan, Nigeria and authenticated. The starch was extracted from the tubers using established procedures (Radley, 1976).

Preparation of granules: Batches (200 g) of formulation containing chloroquine phosphate and the starch as disintegrant at different concentrations of 5-20% w/w

were dry mixed and then moistened with 2% w/w PVP solution as binder. Massing was continued for 5 min and the wet masses were granulated by passing them manually through a mesh 12 sieve (1400 μm). These were dried in a hot air oven at 50°C for 18 h. Dried granules were sieved through a mesh 16 sieve (1000 μm) and then stored in air tight container. The moisture content of the granules was determined and found to be between 2-4% w/w. Particle densities were determined by the pycnometer method using xylene as the displacement fluid (Itiola and Pilpel, 1986).

Preparation of tablets: Quantities (500 mg) of granules within the size range of 710-1000 μm were compressed for 30 sec into tablets with predetermined loads on a Carver hydraulic press (Model C, Carver Inc. Menomonee Falls, Wisconsin, USA) using a 10.5 mm die and flat-faced punches lubricated with a 1% dispersion of magnesium stearate in acetone before each compression. After ejection, the tablets were stored over silica gel for 24 h to allow for elastic recovery and hardening. The weights (w) and dimensions of the tablets were then determined to within ± 1 mg and 0.01 mm, respectively and their relative densities, Z were calculated using the Eq. 1:

$$Z = w/V_t \cdot \rho_s \quad (1)$$

Where:

V_t = The volume, cm^3 of the tablet including the hole when present

ρ_s = The particle density, g cm^{-3} of the solid material

Determination of crushing strength: The crushing strength of the chloroquine phosphate Tablets (T) was determined at room temperature by diametral compression (Fell and Newton, 1970) using a hardness tester (Ketan Scientific and Chemicals, Ahmedabad, India). Results were taken only from tablets which split cleanly into two halves without any sign of lamination. All measurements were made in quadruplicates and the results given are the mean of several determinations.

Determination of friability: The percent friability of the tablets was determined using a friabilator (Veego Scientific devices, Mumbai, Maharashtra, India) operated at 25 rpm for 4 min. Determinations were made in quadruplicates.

Disintegration test: The disintegration time of the tablets was determined in distilled water at $37 \pm 0.5^\circ\text{C}$ using a disintegration tester (Veego Scientific devices, Mumbai, Maharashtra, India). Determinations were done in quadruplicates.

Dissolution test: Dissolution test was carried out on the tablets using the USPXX III basket method (Hanson Model 72RL, U.S.A) rotated at 100 rpm in 900 mL of 0.1 M HCL maintained at 37±0.5°C. Samples (5 mL) were withdrawn and replaced with equal amounts of fresh medium. The sample was diluted and the amount of chloroquine phosphate released was determined at wavelength of 255 nm using a uv/visible spectrophotometer (Phillips Pye Unicam, PU 8610 Kinetics, Sarose scientific instruments, Cambridge, U.K). Determinations were done in triplicates.

Experimental design: To study the effect of the nature of starch disintegrant (X), concentration of disintegrant (Y) and relative density of the tablet (Z) on crushing strength, friability, disintegration time and dissolution time of the tablets, the experiments were performed in a factorial design which involved the use of simple statistics. The basis of the experiment was that each of the three variables was utilized at low 1 and high 2 levels. The number of experiments in the design was 2³ i.e., 8. Using the above nomenclature, the various combinations between the variables used in the design were:

$$X_1 Y_1 Z_1, X_1 Y_1 Z_2, X_1 Y_2 Z_1, X_1 Y_2 Z_2$$

$$X_2 Y_2 Z_2, X_2 Y_2 Z_1, X_2 Y_1 Z_2, X_2 Y_1 Z_1$$

Where:

X₁ = Nature of disintegrant (water yam starch)

X₂ = Nature of disintegrant (corn starch)

Y₁ = Concentration of disintegrant (5%)

Y₂ = Concentration of disintegrant (20%)

Z₁ = Relative density of 0.80

Z₂ = Relative density of 0.90

The effects of increasing X from low level to its high level on the crushing strength, friability, disintegration and dissolution time were found by summing all crushing strength (or friability, disintegration and dissolution time) results of samples containing high level of X and subtracting the sum of the results of samples containing low levels of X. That is:

$$\frac{1}{4}[(X_2 Y_2 Z_2 + X_2 Y_1 Z_2 + X_2 Y_2 Z_1 + X_2 Y_1 Z_1) - (X_1 Y_1 Z_1 + X_1 Y_2 Z_1 + X_1 Y_1 Z_2 + X_1 Y_2 Z_2)]$$

A quantitative measurement of the effect of X on crushing strength (or friability, disintegration and dissolution time) of the tablet would be the amount by which the result of this treatment departed by zero, irrespective of whether positive or negative. Similar

expressions were used for finding the effects of Y and Z. To determine whether there was any interaction between two variables, the result of the combinations in which they appear together at either high or low levels were summed and the sum of other combinations subtracted from this to obtain the interaction coefficient.

For X and Y:

$$\frac{1}{4}[(X_2 Y_2 Z_1 + X_2 Y_2 Z_2 + X_1 Y_1 Z_2 + X_1 Y_1 Z_1) - (X_2 Y_1 Z_2 + X_2 Y_1 Z_1 + X_1 Y_2 Z_1 + X_1 Y_2 Z_2)]$$

A result of zero indicates no interaction but if the interaction coefficient is significantly removed from zero, it can be concluded that the two variables concerned are interacting with each other. The extent of deviation from zero is a measure of interaction. Similar expressions were used for estimating the interaction between X and Z and between Y and Z.

Statistical analysis: Statistical analysis was carried out using the Analysis of Variance (ANOVA) and Tukey-Kramer multiple comparison tests on a computer software GraphPad Prism 4 (GraphPad Software Inc. San Diego, USA).

RESULTS AND DISCUSSION

The values of Crushing Strength (CS), Friability (F), Disintegration Time (DT) and dissolution time (t₉₀) at two selected relative densities of 0.8 and 0.9 (representative of the range of relative density normally achieved for commercial chloroquine phosphate tablets) for the factorial experiments are shown in Table 1.

These values were used to calculate the individual and interaction coefficients for the variables shown in Table 2. The values indicate the quantitative effects of the three variables studied on the mechanical and release properties of chloroquine phosphate tablets. In comparing the formulations, the ranking of the individual (independent) coefficient values for the formulations was Z>X>Y for CS, F and DT and Y>X>Z

Table 1: Crushing Strength (CS) and Friability (FR), Disintegration Time (DT) and Dissolution time (t₉₀) of chloroquine phosphate tablets for factorial experimental design

Variables and combination codes	Crushing strength (N)	Friability (%)	Disintegration time (min)	t ₉₀ (min)
X ₁ Y ₁ Z ₁	48.20	3.30	7.50	30.00
X ₁ Y ₁ Z ₂	72.00	2.25	8.79	37.50
X ₁ Y ₂ Z ₁	51.50	2.75	6.50	24.00
X ₁ Y ₂ Z ₂	94.00	1.93	7.42	27.25
X ₂ Y ₁ Z ₁	55.20	2.75	7.25	35.00
X ₂ Y ₁ Z ₂	100.00	1.50	10.20	42.50
X ₂ Y ₂ Z ₁	75.00	1.51	8.10	30.00
X ₂ Y ₂ Z ₂	116.33	1.39	9.05	32.50

Table 2: Individual effects of relative Density (D), Concentration of disintegrant (C) and Nature of disintegrant (N) on the crushing strength, friability, disintegration and dissolution times of chloroquine phosphate tablets

Variables	Crushing strength (N)	Friability (%)	Disintegration time (min)	t ₆₀ (min)
Independent coefficient				
X	20.210	-0.770	1.100	5.310
Y	15.360	-0.560	-0.670	-7.810
Z	38.110	-0.810	1.530	5.190
p-value	<0.001	<0.001	<0.001	<0.001
Interaction coefficient				
X-Y	2.710	-0.120	0.520	0.310
X-Z	4.960	0.130	0.420	-0.190
Y-Z	3.810	0.340	-0.590	-2.310
p-value	<0.001	<0.001	<0.001	<0.001

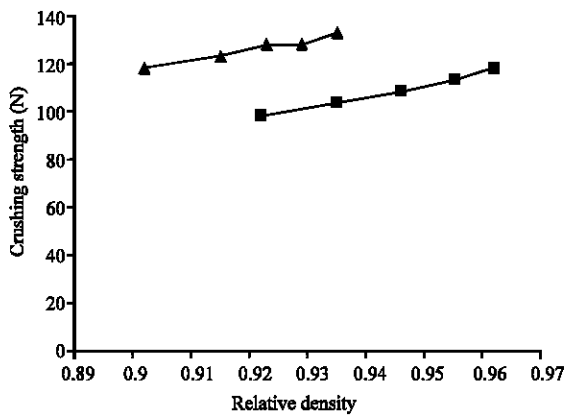


Fig. 1: Plot of crushing strength versus relative density for chloroquine phosphate tablets containing 20% w/w of disintegrant: (■) water yam starch and (▲) corn starch

for t₆₀. The ranking of the interaction effects on CS was X-Z>Y-Z>X-Y on F was Y-Z>X-Z>X-Y on DT and t₆₀ was Y-Z>X-Y>X-Z. Representative plots of CS, F and DT versus relative density for chloroquine phosphate tablets containing 20% w/w of the disintegrants are shown in Fig. 1-3, respectively. The plots of percentage drug released versus time at relative density of 0.8 for the chloroquine phosphate tablets containing 20% w/w of the disintegrants are shown in Fig. 4.

The influence of X on CS, DT and t₆₀ was positive indicating that water yam starch which represented the low level produced tablets with lower mechanical strength and shorter disintegration and dissolution times than the tablets containing corn starch. On the other hand, the influence of X on F was negative indicating that tablets containing corn starch which represents the high level of X had lower friability. Thus, water yam starch would appear to be a more useful disintegrant than corn starch since it produced tablets of acceptable crushing strength (>B.P specification of 4 kgF) with faster disintegration and dissolution times.

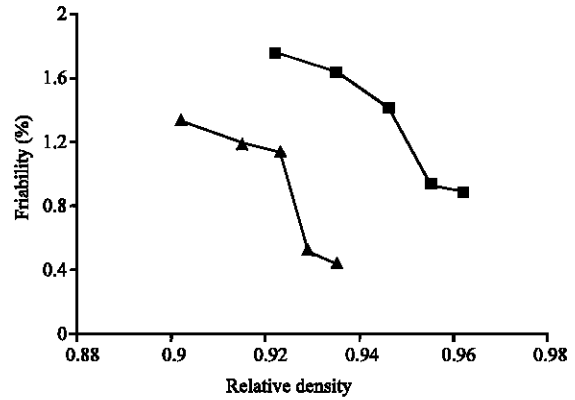


Fig. 2: Plot of friability versus relative density for chloroquine phosphate tablets containing 20% w/w of disintegrant: (■) water yam starch and (▲) corn starch

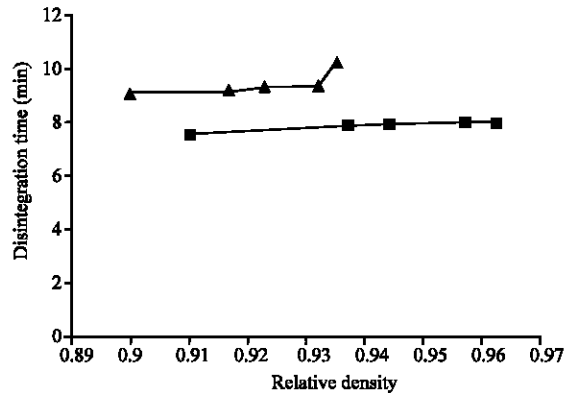


Fig. 3: Plot of disintegration time versus relative density for chloroquine phosphate tablets containing 20% w/w of disintegrant: (■) water yam starch and (▲) corn starch

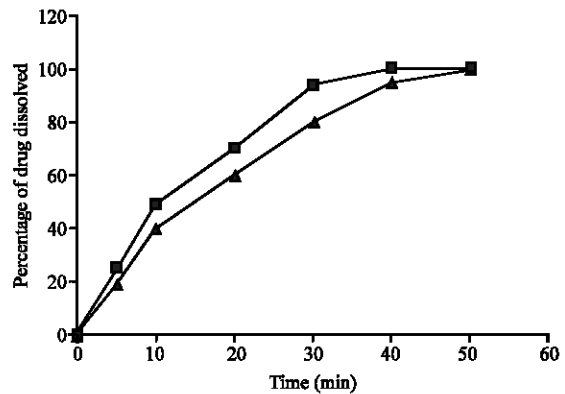


Fig. 4: Dissolution profiles of chloroquine phosphate tablets containing 20% w/w of starches as disintegrant at relative density of 0.80: (■) water yam starch and (▲) corn starch

The effect of Y was positive on CS but was negative on F, DT and t_{80} . This indicates that increasing the concentration of disintegrant from 5-20% w/w led to an increase in the crushing strength but a decrease in friability, disintegration and dissolution times of the tablets. Starch is inherently more plastic than chloroquine phosphate powder and an increase in the concentration of the starch added internally as endodisintegrant is likely to increase the plasticity, compressibility and consolidation tendency of the tablets. The availability of more contact points between particles as the disintegrant concentration increase results in the formation of solid bonds which may lead to the formation of tablets with higher CS and therefore lower F (Pilpel *et al.*, 1978). On the other hand, tablet disintegration and dissolution times generally decreased with increase in disintegrant concentration. This could be due to the fact that the higher the amount of starch disintegrant exposed to the disintegrating fluid, the higher the amount of water absorbed and subsequent generation of higher swelling force to facilitate disintegration (Wan and Prasad, 1989). This clearly shows the importance of carefully selecting the concentration of the disintegrant in order to obtain tablets with adequate balance between mechanical strength and release properties.

Increasing the relative density from 0.80-0.90 led to an increase in CS, DT and t_{80} but a decrease in F. Relative density (Z) had the highest effect on crushing strength and on dissolution time. This is expected as the relative density of a pharmaceutical material increases with increase in compression pressure. With increase in compression pressure, there is decrease in porosity or reduction in capillary microstructure of the tablets resulting in closer packing. Thus, more solid bonds will be formed between the particles leading to an increase in the mechanical strength of the tablets. Particle re-arrangement, fragmentation and deformation may also result in the closure of the inter and intragranular pore spaces, thereby reducing the capillary microstructure of tablets. The reduction in the size of the capillary spaces between the particles will reduce the rate of penetration of water in turn leading to an increase in disintegration and dissolution times. There was significant difference in the effects of X, Y and Z on CS and DT ($p < 0.01$) compared to their effects on the other properties of chloroquine phosphate tablets.

The interaction coefficient values indicate that all the variables interacted with each other to alter the mechanical and release properties of the tablets. Combinations X-Y, X-Z and Y-Z had the largest interaction effect on CS but the least effect on F. Relative density (X) appears to interact with all the variables. This

is expected as Z had the largest individual effects on mechanical and disintegration properties of the tablets. In general, the magnitude of the interaction effects shows that there were statistically significant ($p < 0.001$) interactions between Z and the other variables, X and Y.

The effect of concentration (Y) on tablet properties have been shown to be strongly related to the nature of the disintegrant (X) and the relative density of the tablet (Z) employed in the formulation (Itiola and Pilpel, 1986). The results obtained suggest that changing the type of disintegrant from water yam starch to corn starch would lead to an increase in crushing strength, disintegration and dissolution times but an decrease in friability of chloroquine phosphate tablets. Water yam starch may therefore be regarded as a better disintegrant which provides faster disintegration and dissolution of tablets. The results also show that increasing the disintegrant concentration (Y) of the tablets would lead to an increase in crushing strength, disintegration and dissolution times but a decrease in friability of chloroquine phosphate tablets. Thus, there is need for care to be taken in choosing the type and concentration of disintegrant employed in a formulation. This is to enable the production of tablets with the adequate balance between mechanical and drug release properties.

CONCLUSION

The results show that there was considerable interaction between the variables for the different disintegrants as evidenced by the magnitude of the individual and interaction coefficients employed on the crushing strength, friability, disintegration and dissolution times of chloroquine phosphate tablets. Thus, water yam starch can be useful as a disintegrant in tablet formulations that require fast release properties and this study can be useful in developing tablet formulations for other drugs.

REFERENCES

- Agwunobi, L.N., 1999. Dioscorea alata (Water yam) as a replacement for maize I diet for laying hens. Trop. Anim. Health Prod., 31: 391-396.
- Bi, Y., Y. Yonezawa and H. Sunada, 1999. Rapidly disintegrating tablets prepared by the wet compression method: Mechanism and optimization. J. Pharma. Sci., 88: 1004-1010.
- Carter, J.C., 2002. The role of disintegrants in solid oral dosage manufacture. Carter Pharma. Consulting Inc. <http://www.carterpharmaceuticalconsulting.com/articles/The-role-of-disintergrants.html>.

- Farhat, I.A., T. Oguntona and R.J. Neale, 1999. Characterization of starches from West African yams. *J. Sci. Food Agric.*, 79: 2105-2112.
- Fell, J.T. and J.M. Newton, 1970. Determination of tablet strength by diametral compression test. *J. Pharma. Sci.*, 59: 688-691.
- Gebre-Mariam, T. and P.C. Schimdt, 1998. Some physicochemical properties of dioscorea starch from Ethiopia. *Starch*, 50: 241-246.
- Itiola, O.A. and N. Pilpel, 1986. Tableting characteristics of metronidazole formulations. *Int. J. Pharma.*, 31: 99-105.
- Lowenthal, W., 1973. Mechanism of action of tablet disintegrants. *Pharma. Acta Helv.*, 48: 589-609.
- Odeku, O.A. and K.M. Picker-Freyer, 2007. Analysis of the material and tablet formation properties of four *Dioscorea* starches. *Starch*, 59: 430-444.
- Odeku, O.A. and O.A. Itiola, 2003. Effects of interacting variables on the tensile strength and the release properties of paracetamol tablets. *Trop. J. Pharma. Res.*, 2: 147-153.
- Odeku, O.A., 2008. Effects of albizia gum and gelatin on interacting variables affecting the mechanical and release properties of paracetamol tablets. *J. Drug Delivery Sci. Technol.*, 18: 215-217.
- Okunlola, A. and O.A. Odeku, 2008. Comparative evaluation of starches obtained from *Dioscorea* species as intragranular tablet disintegrant. *J. Drug Delivery Sci. Technol.*, 18: 445-447.
- Okunlola, A. and O.A. Odeku, 2009. Formulation factors affecting the binding properties of Chinese yam (*Dioscorea oppositifolia*) and corn starches. *Asian Pac. J. Trop. Med.*, 2: 1-7.
- Pilpel, N., S.O. Otuyemi and T.R. Kurup, 1978. Factors affecting the disintegration and dissolution of chloroquine phosphate/starch tablets. *J. Pharm. Pharmacol.*, 30: 214-219.
- Radley, J.A., 1976. *Starch Production Technology*. ASP, London, pp: 189-229.
- Wan, L.S.C. and K.P.P. Prasad, 1989. Uptake of water into tablets with low substituted carboxymethyl cellulose sodium as disintegrant. *Int. J. Pharma.*, 55: 115-121.
- Woolfall, R.C., 1964. An approach to product formulation. *Soap Perfume Cosmetic*, 37: 965-970.