

## Suggestion of Proper Boundary Conditions to Solving Schrodinger Equation for Different Potentials by Runge-Kutta Method

<sup>1</sup>A. Binesh, <sup>2</sup>A.A. Mowlavi and <sup>3</sup>H. Arabshahi

<sup>1</sup>Department of Physics, Payam Nour University, Fariman, Iran

<sup>2</sup>Department of Physics, Sabzevar Tarbiat Moallem University, Sabzevar, Iran

<sup>3</sup>Department of Physics, Ferdowsi University of Mashhad, Mashhad, Iran

**Abstract:** We have solved numerically the Schrodinger wave equation for one-dimension or spherically symmetric potential by writing a code in FORTRAN. The method which we have used in the calculation is based on Runge-Kutta method. The Schrodinger equation has been solved for different  $V(x)$  and has been checked for the Hydrogen atom. The solutions are consistent with resent data.

**Key words:** The Schrodinger's equation, Runge Kutta method, hydrogen like atoms, solution, consistent, Iran

### INTRODUCTION

The more general 3-D time-dependent Schrodinger's equation is given by Gasiorowicz (1995):

$$-\frac{\hbar^2}{2m}\nabla^2\psi(\vec{r},t)+V(\vec{r},t)\psi(\vec{r},t)=i\hbar\frac{\partial\psi(\vec{r},t)}{\partial t} \quad (1)$$

The right-hand side of the equation is the total energy of system where we have the identification that energy is given by:

$$\hat{E}=i\hbar\frac{\partial}{\partial t} \quad (2)$$

And

$$H=-\frac{\hbar^2}{2m}\nabla^2+V(\vec{r},t) \quad (3)$$

In the above equations  $\hat{E}$  and  $H$  are operators and act on the wave function to give the actual energies. If the potential does not vary with time one can separate the time-dependent Schrodinger equation to two equations, time dependent and time independent equations; therefore the Schrodinger equation is simplified to:

$$-\frac{\hbar^2}{2m}\nabla^2\psi(\vec{r})+V(\vec{r})\psi(\vec{r})=E\psi(\vec{r}) \quad (4)$$

The solution to the Schrodinger equation in three dimensions is quite complicated in general. Fortunately, nature lends us a hand, since most physical systems are rotationally invariant. It means potential depends on the distance between particles but not their direction. In that

case one can separate variables by using suitable coordinates. In case the total angular momentum is conserved, the partial Schrodinger equation can be solved by the separation of variables.

One can substitute separated solution into the time-independent Schrodinger equation and obtain the radial equation which depends on one variable. In recent years there has been much activity in the area of the numerical solution of the radial or one-dimensional Schrodinger equation (Avdelas and Simos, 2001). The aim of this activity is to present a method to solve one-dimension time independent Schrodinger equation (Eq. 12) or the radial Schrodinger equation (Eq. 24) for several potentials and attain full eigenfunctions and eigenvalues. We have written a code which has been written in FORTRAN. The numerical method which we have used is the Runge-Kutta method. The method which has been used is suitable when the partial time dependent Schrodinger equation is separated to ordinary time-independent Schrodinger equations.

### RUNGE-KUTTA METHOD

Many differential equations cannot be solved analytically, in which case we have to satisfy ourselves with an approximation to the solution. The method which we have used in the calculation is the fourth-order Runge-Kutta method. In numerical analysis, the Runge-Kutta methods are an important family of implicit and explicit iterative methods for the approximation of solutions of ordinary differential equations. They are very accurate, powerful and well-behaved for a wide range of problems.

To explain the Runge-Kutta manner, we start with the single variable differential equation  $y' = f(t; y)$  with initial condition  $y(t_0) = y_0$ . Suppose that  $y_0$  is the value of the variable at point  $t_0$ . The Runge-Kutta formula takes  $y_0$  and  $t_0$  and calculates an approximation for  $y_{0+1}$  at a brief point later,  $t_0 + h$ . It uses a weighted average of approximated values of  $f(t; y)$  at several points within the interval  $(y_0; y_{0+h})$ . The formula is given by:

$$y_{n+1} = y_n + \frac{1}{6}(k_1 + 2k_2 + 2k_3 + k_4) \tag{5}$$

Where:

$$k_1 = hf(x_n, y_n) \tag{6}$$

$$k_2 = hf(x_n + \frac{1}{2}h, y_n + \frac{1}{2}k_1) \tag{7}$$

$$k_3 = hf(x_n + \frac{1}{2}h, y_n + \frac{1}{2}k_2) \tag{8}$$

$$k_4 = hf(x_n + h, y_n + h_3) \tag{9}$$

Thus, the next value ( $y_{n+1}$ ) is determined by the present value ( $y_n$ ) plus the product of the size of the interval ( $h$ ) and an estimated slope. The slope is a weighted average of slopes:

- $k_1$  is the slope at the beginning of the interval
- $k_2$  is the slope at the midpoint of the interval, using slope
- $k_1$  to determine the value of  $y$  at the point  $t_n + h/2$  using Euler's method (Press *et al.*, 1992)
- $k_3$  is again the slope at the midpoint but now using the slope  $k_2$  to determine the  $y$ -value
- $k_4$  is the slope at the end of the interval with its  $y$ -value determined using  $k_3$

In averaging the four slopes, greater weight is given to the slopes at the mid-point:

$$\text{slope} = \frac{1}{6}(k_1 + 2k_2 + 2k_3 + k_4) \tag{10}$$

The RK4 method is a fourth-order method, meaning that the error per step is on the order of  $h^5$ , while the total accumulated error has order  $h^4$  (Press *et al.*, 1992). Note that the above formulas are valid for both scalar and vector-valued functions (i.e.,  $y$  can be a vector). One-dimensional Schrodinger equation is a second-order differential equation and any second-order differential equation can be written as a set of two first-order equations:

$$y' = f(x, y, y') \Rightarrow \begin{cases} y' = y_1 & , & y'' = y_2 \\ y_2' = f(x, y_1, y_2) \end{cases} \tag{11}$$

Each of these first-order differential equations can be solved by the above Runge-Kutta forth orders (Lxaru, 1984). We applied this mathematical method for one-dimensional Schrodinger equation to find the eigenfunctions and eigenvalues for different potential functions:

$$-\frac{\hbar^2}{2m} \frac{d^2\psi(x)}{dx^2} + V(x)\psi(x) = E\psi(x) \tag{12}$$

### THE NUMERICAL SOLUTION OF THE SCHRODINGER EQUATION

The Schrodinger equation does not have the complete algebra solution for an arbitrary potential; however, there is a chance to be solved by numerical methods. In general the Schrodinger equation is a partial differential equation in terms of  $x, y, z$  and  $t$  but in some cases it is separated to ordinary differential equation. When the potential for a two particle system depends on distance between particles or in the special condition it just depends on one variable ( for example  $r$  or  $x$ ), The Schrodinger equation can be separated to Eq. 12 or 24 which is one-dimensional equation. Before solving the Eq. 12 or 24 for different potentials, we should set the boundary conditions in the numerical calculation according to physics problem. As we know the wave function and the derivative of the wave function must be continuous, finite and the integral of the probability density must be limited:

$$\int_{-\infty}^{+\infty} \Psi^*(x)\Psi(x)dx = 1 \tag{13}$$

To overcome these conditions in the calculation we set one of the following conditions in the program. We know when  $x$  goes infinity, the wave function and the derivative of the wave function should goes zero. Instead of these conditions we presume:

$$\lim_{x \rightarrow \pm R} \Psi(x) = \epsilon, \quad \lim_{x \rightarrow \pm R} \frac{d\Psi(x)}{dx} = 0 \tag{14}$$

$$\lim_{x \rightarrow \pm R} \Psi(x) = 0, \quad \lim_{x \rightarrow \pm R} \frac{d\Psi(x)}{dx} = \epsilon \tag{15}$$

or:

$$\lim_{x \rightarrow X} \Psi(x) = \text{constan } t, \quad \lim_{x \rightarrow X} \frac{d\Psi(x)}{dx} = 0 \tag{16}$$

$$x \rightarrow X \rightarrow X_{\max} \text{ of } X \rightarrow X_{\min} \qquad x \rightarrow X \rightarrow X_{\max} \text{ of } X \rightarrow X_{\min}$$

Here is small number and R is very big number. Applying each one of the above conditions is arbitrary; however, choosing suitable condition in the program is very important to avoid of over flowing in the computer program. In the computer program, we also use the atomic units instead of SI units because Plank constant is a small number for a computer program. In the atomic units length is given in terms of Angstrom  $\text{\AA}$  and energy is shown in terms of electron volt (eV), so we have:

$$\hbar = 7.6199682 m_e eV \text{\AA}^2, m_e c^2 = 0.51101 \times 10^6 eV \quad (17)$$

and the fine structure is shown by:

$$\frac{e^2}{4\pi\epsilon_0} = 14.39998 eV \text{\AA} \quad (18)$$

Here,  $m_e$  is the rest mass of electron. We have solved numerically the Schrodinger equation for some different potential. Some of the potentials which we have chosen to test the program and the other is correspond to the potential of the Hydrogen atom.

### RESULTS

**Example I:** As a first example we have solved the Eq. 12 for the following potential:

$$V(x) = ax^2 + bx^4 \quad (19)$$

Here, we set:

$$a = 0.5 eV \text{\AA}^{-2}; b = 0.25 eV \text{\AA}^{-4} \quad (20)$$

Because the potential is symmetry, we have used the following boundary conditions:

$$\lim_{x \rightarrow x_{\max} \text{ or } x \rightarrow x_{\min}} \Psi(x) = \text{constant}, \lim_{x \rightarrow x_{\max} \text{ or } x \rightarrow x_{\min}} \frac{d\Psi(x)}{dx} = 0 \quad (21)$$

The wave function goes constant at  $x = x_{\min}$  or  $x_{\max}$ , so we choose  $\Psi(x = x_{\min} \text{ or } x_{\max}) = 1$  and  $\lim_{x \rightarrow x_{\max} \text{ or } x \rightarrow x_{\min}} \frac{d\Psi(x)}{dx} = 0$  as initial conditions. We start with  $E_1 = 1 eV$  (ground state) as a arbitrary value and calculate the wave function (by solving the Eq. 12 numerically). If the wave function matches with the boundary conditions, it is a solution; otherwise we change the value of  $E_1$  to find a wave function which is consistent with the boundary conditions. Figure 1 shows that  $E_1 = 2.047459 eV$  is a reliable solution because the wave function becomes zero for the large value of  $x$ . Fig. 2 shows the solutions of the Eq. 12 for three different values of  $E_1$  (2.047 eV; 2.047459 eV; 2.048 eV). It shows consistent solution with

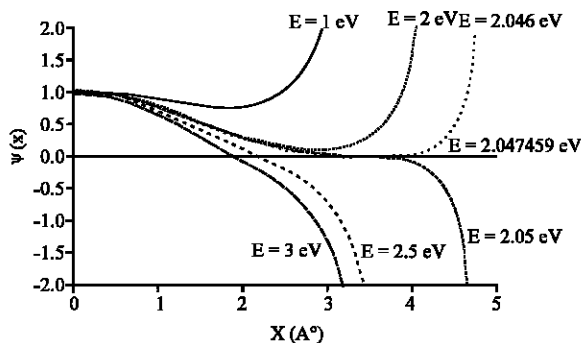


Fig. 1: The solutions of the Schrodinger equation for different energy values ( $E_1$ ) of grand state. It shows the suitable solution for the equation occurs when  $E_1 = 2.047459$

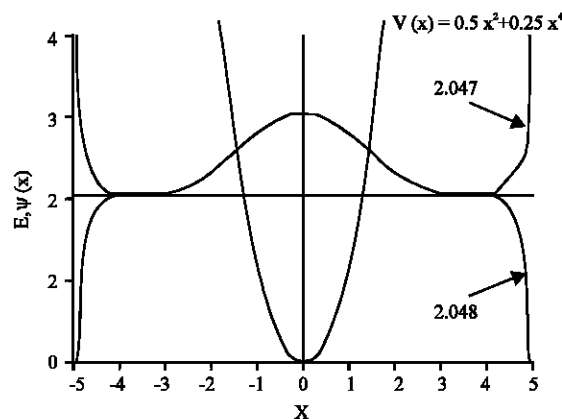


Fig. 2: The solutions of the Schrodinger equation for three value of  $E = 2.048, 2.047459$  and  $2.047 eV$

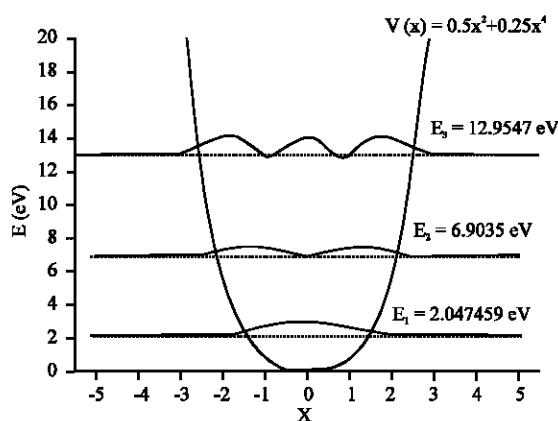


Fig. 3: The probability density of the grand, the first and the second excited states

the boundary conditions occurs when  $E_1$  equals with 2.047459. Figure 3 plots the probability density for the grand state and the first and the second excited state.

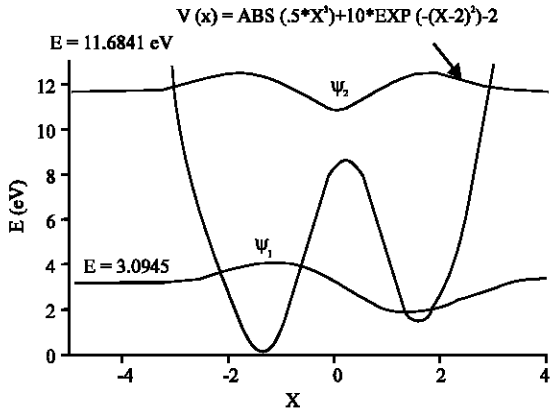


Fig. 4: The wave functions of the grand and the first excited states

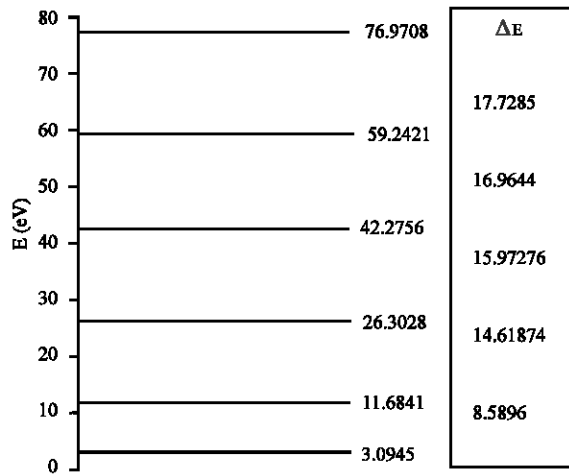


Fig. 5: The energy spectrum and the difference between the energy levels

**Example II:** In example II, we have solved the Schrodinger equation with a quite difficult potential:

$$V(x) = |0.5x^3| + 10e^{-(x-2)^2} - 2 \quad (22)$$

The potential is not symmetry; therefore we have chosen the following boundary conditions:

$$\lim_{x \rightarrow \pm R} \Psi(x) = \epsilon, \quad \lim_{x \rightarrow \pm R} \frac{d\Psi(x)}{dx} = 0 \quad (23)$$

Here we have used  $R = 20 \text{ \AA}$ . As we have done before, we start with an arbitrary point for  $E_n$  (energy eigenvalue); find the solution of the Schrodinger equation

(the wave function). Then, if the solution is consistent with boundary conditions, it is acceptable; otherwise we exam with different value of  $E_n$ . We continue procedure to find the reasonable solution. In Fig. 4, the wave functions of the ground and the first excited state are presented. The energy eigenvalues for grand state and excited states are shown in Fig. 5.

**Hydrogen-like atoms:** In a hydrogenic atom or ion with nuclear charge  $+Ze$  there is the Coulomb attraction between electron and nucleus. This has spherical symmetry only depends on  $r$ . This is known as a central potential. For a central potential the radial Schrodinger equation is given by:

$$\left[ \frac{d^2}{dr^2} + \frac{2}{r} \frac{d}{dr} \right] R(r) + \frac{2\mu}{\hbar^2} \left[ E + V(r) - \frac{l(l+1)\hbar^2}{2\mu r^2} \right] R(r) = 0 \quad (24)$$

Here, is the reduced mass:

$l$  = Angular momentum quantum number

$R(r)$  = The radial wave function. For Hydrogen or electron-positron atom, the potential is given by:

$$V(r) = \frac{e^2}{4\pi\epsilon_0 r} \quad (25)$$

Therefore, the radial Schrodinger equation is given by:

$$\left[ \frac{d^2}{dr^2} + \frac{2}{r} \frac{d}{dr} \right] R + \frac{2\mu}{\hbar^2} \left[ E + \frac{Ze^2}{4\pi\epsilon_0 r} - \frac{l(l+1)\hbar^2}{2\mu r^2} \right] R = 0 \quad (26)$$

To solve the radial Schrodinger equation with Hydrogen (or electron-positron) atom potential, the following boundary conditions have been chosen:

$$\frac{dR}{dr} \Big|_{r=0.0001} = -1000 ; R(r) \Big|_{r=0.0001} = 10^{-6} \quad (27)$$

Then, an arbitrary value for  $E$  has been chosen and the equation has been solved numerically to obtain the wave function. If the obtained wave function is consisted with the boundary conditions, it is solution; otherwise we solve the radial Schrodinger equation with different value for  $E$ . We continue this way to get correct solution. By this method, we have calculated the energy of the grand state of Hydrogen and electron- positron atom  $-13:6056$  and  $-6:803$  eV, respectively.

Moreover, Fig. 6 shows the wave function of the grand state for Hydrogen and electron-positron atom. In Fig. 7 we have presented the probability density of the

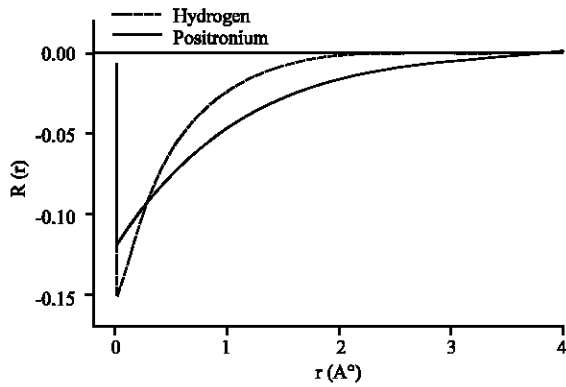


Fig. 6: The radial wave functions of hydrogen and positron-electron atoms

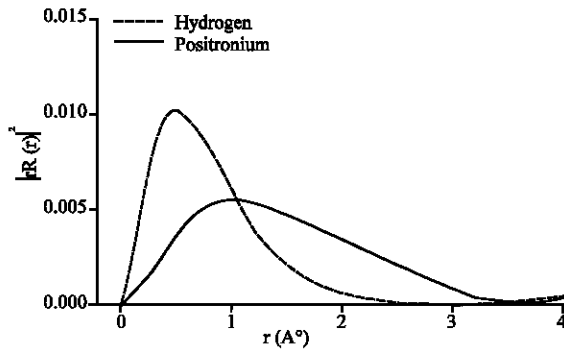


Fig. 7: The probability density of the grand state

grand state. In the above examples we have solved one-dimension Schrodinger equation numerically by using fourth-order Runge-Kutta method.

## CONCLUSION

In this study, we have investigated how fourth-order Runge-Kutta method can be applied in the solution of the Schrodinger equation. Suggestion of proper boundary conditions to solving Schrodinger equation for different potentials is very important in numerical solutions. Using a Runge-Kutta based algorithm we have been able to regularize the problems which rise in solving Schrodinger equation such as the singularity and the infinity of the wave function. For different potentials we have considered suitable boundary conditions. For a problem with a potential which behaves as a Coulomb potential both around the origin and in the asymptotic range we considered a more accurate treatment of the numerical boundaries.

## REFERENCES

- Avdelas, G. and T.E. Simos, 1996. Embedded methods for the numerical solution of the schrodinger equation. *Comput. Math. Appl.*, 31: 85-102.
- Gasiorowicz, S., 1995. *Quantum Physics*. 2nd Edn., John Wiley and Sons, New York.
- Lxaru, L.G., 1984. *Numerical Methods for Differential Equations and Applications*. Reidel Publishing Company, Dordrecht, USA.
- Press, W.H., B.P. Flannery, S.A. Teukolsky and W.T. Vetterling, 1992. *Numerical Recipes in Fortran the Art of Scientific Computing*. 2nd Edn., Cambridge University Press, New York.