

<http://ansinet.com/itj>

ITJ

ISSN 1812-5638

INFORMATION TECHNOLOGY JOURNAL

ANSI*net*

Asian Network for Scientific Information
308 Lasani Town, Sargodha Road, Faisalabad - Pakistan

Conforming Delaunay Triangulation for Domain with Small Angles

Meng Xianhai

School of Computer Science and Engineering, Beihang University, Beijing 100191, China

Abstract: A new algorithm is presented to automatic generate conforming Delaunay triangulation of non-manifold geometric domains with acute angles. The algorithm is based on Delaunay refinement technique, which often failed to terminate when there are small angles in input geometry. By assigning proper weights to vertices on sharp-angled elements and take place Delaunay triangulation with weighted Delaunay triangulation, the algorithm can accept any inputs without any bound on angle and without setting any protected area and adding any new vertices near the sharp-angled elements. The algorithm also guarantees bounded circumradius to shortest edge length for all elements except the ones near small input angles. Some results are also presented.

Key words: Algorithm, triangulation, conforming delaunay triangulation, small angles

INTRODUCTION

Conforming Delaunay Triangulation (CDT) is an important topic both in theoretically computational geometry and in practical applications of finite element method, scientific visualization, geometric modeling etc. Chew (1989) and Ruppert (1995) first present the Delaunay refinement technique in 2D in early of 1990's, which is used to mesh an input PSLG (Preparata and Shamos, 1985) in 2D with Delaunay triangles and Shewchuk (1998) extended it to input PLC in 3D. But, there are still some shortcomings for Delaunay refinement. First, above Delaunay algorithms works only with input domain where no angle is smaller than a bounded value. Second, in 3-dimension, a kind of poor quality tetrahedron called "Sliver" couldn't be eliminated by bounded radius-ratio, which is the ratio of element's circumradius to its smallest edge length and can be guaranteed in Delaunay refinement. Especially, the first problem limited the applicability of the Delaunay refinement technique.

So, for this reason, some remarkable efforts have been done to handle the input small angle for Delaunay refinement. In the planar case, Ruppert (1995) provided two heuristic methods, one is a preprocessing step called "corner-lopping" to isolate small angle and another is called "concentric circular shells" which split segment at its vertex's concentric circular shells whose radius are power of two. Based on above concentric circular shells, Shewchuk (2002) presented an alternation called "Terminator", which produces the output mesh has most angles are greater than $\arcsin(1/2\sqrt{2})$, has poor quality triangle only in the vicinity of small input angles and also offers guaranteed termination. Then, Miller *et al.* (2003) showed an "adaptive" version of Ruppert's algorithm with concentric shell splitting, the algorithm outputs

meshes where all output angles are greater than 26.45° , except those whose shortest edge subtends an small input angle and also has termination and grading guarantees. In those algorithms, all the segments incident to the endpoints that bear the small input angle need to be split to power of two lengths and when a new inserted point encroached those segment, some rules on splitting encroached segment are applied due to the relative position of point to the endpoint. Furthermore, Yang (2001) also presented an alternative method based on setting control circle around the small input angles, which gives a bounded angle about 20.7° except for the small input angles.

In 3D case, Shewchuk (2000) first proposed the directional object for solving this problem and presented a method for non-manifold input without guarantees on mesh quality. Murphy *et al.* (2000) also presented a algorithm claimed for any PLC input, but it produces too many additional points around the small input angles, then Cohen-Steiner *et al.* (2002) improved it but without any quality guarantee. Finally in Pav and Walkington (2004) keep on improving that algorithm and presented an good Delaunay refinement for non-manifold inputs. In addition, Cheng and Poon (2003) has ever presented a significant theoretical improved algorithm for small angles, but it is hard to implement, so, a simplified version of this algorithm (Cheng *et al.*, 2004) is given with constant bounded radius-edge ratio and some implemented examples, but it handles only 2-manifold boundaries. Yang (2001) also proposed a improvement method on 3D case for any input angles with good guarantee for termination.

In this study, we present a new algorithm for non-manifold domains with small angles. The algorithm is also based on the Delaunay refinement technique. But, it

just simply assign some weight value to vertices that located on the sharp-angled input and replace the origin Delaunay refinement algorithm with weighted Delaunay refinement.

SMALL ANGLES PROBLEM

According to the theory of Voronoi diagram and its dual Delaunay triangulation, it can be found that the fundamental idea of Delaunay refinement for conformity is from next two lemmas:

- EMMA 3.1: For an edge e of a PSLG or PLC P with vertex set V , if there exists a diametral circle/sphere of e containing no points of V in its interior and then e must be an edge of Delaunay triangulation of V
- EMMA 3.2: For a triangular face f of a PLC P with vertex set V , if there exist a equatorial sphere of f containing no points of V in its interior and then f must be a face of Delaunay triangulation of V

So, in the process of Delaunay refinement, each edge is initially represented by one sub-segment and if one sub-segment doesn't have empty diametral circle/sphere, which is called as encroached, it need to be split at its midpoint to two sub-segments, this process will stop until all sub-segments have empty diametral circle/sphere. Similarly, each input facet is first subdivided into triangular faces called sub-facets, if one sub-facet doesn't have empty equatorial sphere, it also need to be subdivided by inserted its circumcenter until no such sub-facet exist. As a result, when there are some small angles in input PSLG or PLC, an endless cycle of mutual encroachment may produce ever-shorter sub-segments incident to the apex of the small angle, as shown in Fig. 1.

That problem has been found for three types of input angles, edge-edge angle, edge-facet angle and facet-facet

angle. The edge-edge angle is defined as the minimum angle in 2D or 3D between two incident edges. The edge-facet angle is the angle between an edge e and a facet f which sharing a common point o in 3D and it is the minimum angle of all possible angle $\angle mon$, where $m \in e$, $n \in f$, $n \in o$, as shown in Fig. 2. For the facet-facet angle, if the two facets f_1 and f_2 shared an common edge e , the facet-facet angle is the minimum dihedral angle between two facets and if f_1 and f_2 just shared a common point p , the facet-facet angle actually is the minimum angle of all possible angles among the two facet's boundaries and the two facets, as shown in Fig. 3.

In some previous works, Ruppert has presented the minimum input angle accepted by origin Delaunay refinement method is $\pi/2$ and Shewchuk extend it to $\pi/3$ for 2D case and $\pi/2$ for 3D case. Yang (2001) has carefully

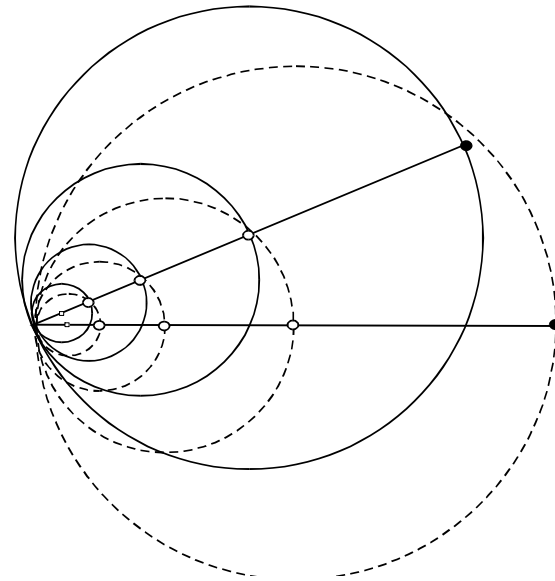


Fig. 1: Endless mutual encroachments

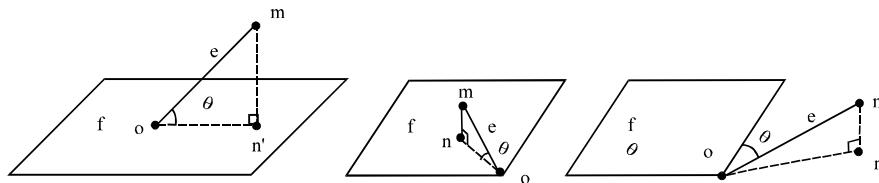


Fig. 2: The definition of edge-facet angle

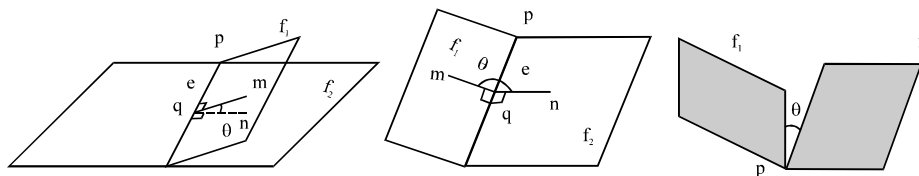


Fig. 3: The definition of facet-facet angle

analyzed this threshold and presented a sufficient condition for termination of Ruppert's Delaunay refinement method:

- LEMMA 3.3: In input PSLG or PLC, if all edge-edge angles are greater than and equal to $\pi/2$, all edge-facet angles are greater than and equal to $\arcsin(1/2\sqrt{2})$ and all facet-facet angles are greater than and equal to $\pi/2$, then the Delaunay refinement must terminate.

Because lemma 3.3 has been proved as a sufficient condition for Delaunay refinement, so in paper, for any input point, if there are some input edge and facet incident to this point having edge-edge angles less than $\pi/3$ or having edge-facet angles less than $\arcsin(1/2\sqrt{2})$, we call this input point as *sharp vertex*. For any input edge, if there are some incident facets have facet-facet angles less than $\pi/2$, we call it as *sharp edge* and the endpoint of sharp edge is also set as sharp vertex.

WEIGHT FOR SMALL INPUT ANGLE

In previous study, different but similar methods have been developed to deal with small angle problem, in such method, they all set some protected area around the sharp element, such as Rupper and Shewchuk's concentric circular shells, David Cohen-Steiner's protecting balls, S.W.Cheng's buffer zone and apply new split rule when new added located in protected area, such as Shewchuk's splitting sub-segment cluster into same length, Cohen-Steiner's "split-on-a-sphere" strategy and S.W.Cheng's splitting shield sub-segments or sub-facets. All of above techniques have only one purpose and that is to avoid the endless cycle by prevented the new point from being added too near the sharp elements.

In our research study, we have found there are some good properties of weighted point and its weight circle and those properties is similar with the above improvements and can be used to solve simply the small angle problem. We first introduce those properties below:

- LEMMA 4.1: For an edge e, if the intersection of two weight circles/spheres of its two endpoints a and b is empty, then the orthocenter o of e must be located on e and never be contained by any weight circle/sphere of a and b
- LEMMA 4.2: For a triangle t, if there is one vertex of t whose weight sphere don't intersect with weight spheres of other two vertices of t, then the orthocenter of t must be on the same plane with t and not be contained by weight sphere of any vertex of t

According to related definition in section 2, above two lemmas is easy to be proved.

The case of mutual encroachment often occurs for the input elements which incident to a sharp angle, so how to stop this process and avoid an endless cycle is must. With the above two properties of weighted simplex, we can found that if we assign a weight to the point in the sharp element and when the refinement on that element began, the new add point never will be more and more close to the sharp element, so the endless cycle will never happen.

According above thought, we get a weight assignment rule for sharp element in input PSLG or PLC:

- For the sharp input point a, we assign its weight w_a as: $w_a = (w \cdot \text{lfs}(a))^2$, where $\text{lfs}(a)$ is the local feature of a in input PSLG or PLC and w is an constant factor and should less than 0.5
- For the sharp input edge e, when it or its sub-segment need to divided by its orthocenter, we set the current divided sub-segment as s, its orthoradius is r_s , its orthocenter point is o, so we assign o's weight w_o as: $w_o = \min(r_s^2, (w \cdot \text{md}(o))^2)$, where $\text{md}(o)$ is minimum distance of o and w should be less than 0.5

ALGORITHM

Typically, we give the description of our weighted Delaunay refinement method for small input angle in 3D case below:

- Firstly, we get a input PLC X and compute all sharp vertices and sharp edges, for sharp vertices, we set the corresponding weighted to them as above mentioned and for sharp edges, we just assign a sharp flag to them
- Because there are some weighted vertices in input after above setting, we need to use weighted Delaunay triangulation in later algorithm instead origin Delaunay triangulation under Euclidean distance. In weighted algorithm, a sub-segment or a triangular sub-facet is encroached if a vertex other than its endpoints or its vertices has weighted or power distance less than or equal to the power distance between its orthocenter and its vertex
- After initialized weighted setting, another important thing is to subdivide the facets in input PLC into triangular faces in advance. That subdivision actually is a 2D process of our algorithm in the plane the facet located. In that process, the facet and other coplanar vertices and edges in PLC are treat as an input PSLG

for 2D algorithm and It is worth to notice that when splitting the boundary of facet and this boundary edge is a sharp edge, its orthocenter edge must be set proper weight before inserting it to mesh

Then, our algorithm can begin with the weighted Delaunay tetrahedralization $WDT(X)$ of the vertices of X which include input vertices, endpoints of input edges and mesh vertices of facet's triangular mesh. Some segments and facets of X may be missing from the tetrahedralization, in which case their recovery is aided by the insertion of additional vertices (while maintaining the weighted Delaunay property). Vertex insertion is governed by two rules:

- If a sub-segment is encroached and is missing in the $WDT(X)$, as it should be split immediately by inserting its orthocenter and if the sub-segment is a belong to a sharp edge, its orthocenter should have weight
- If a triangular sub-facet is encroached and is missing in the $WDT(X)$, its orthocenter also need to be inserted into $WDT(X)$. However, if the new vertex would encroach upon any sub-segment, it is not inserted and instead all the sub-segment it would encroach upon are split as step 1

For quality, our algorithm iteratively inserts orthocenter of poor quality tetrahedron that have orthoradius-edge ratio above a threshold. However, if the new vertex would encroach upon any sub-segment or sub-facet, then it is rejected and instead all the encroached elements need to be subdivided. As sequence above, all encroached sub-segments are given priority over encroached sub-facets, which have priority over poor quality tetrahedron.

Once every missing segment is represented by a contiguous linear sequence of edges of tetrahedralization, the missing facets can be recovered by ensuring conformality for all segments and just after all missing segments and facets have been recovered, the poor quality tetrahedron can be eliminated by inserting its orthocenter with operating in conjunction with above two ensue. The weighted Delaunay property of the tetrahedralization is maintained throughout all the remaining vertex insertions.

EXAMPLES AND CONCLUSION

We have implemented above weighted Delaunay refinement algorithm both in 2D and 3D with C++ language and we use the weighted version Boyer/Watson algorithm to implement weighted Delaunay triangulation of vertices. All of those cases have the setting with quality threshold of orthoradius-edge ratio is $\sqrt{2}$ and the constant factor for sharp elements is 1/3. Fig. 4 shows a result mesh produced by our 2D algorithm for a PSLG with nine small angles and this case is similar to the example presented by Shewchuk (2002) and the bold line in left figure is the segment of input PSLG and the circles show is the weight circle of sharp vertices. The right figure gives the column plot of angle of mesh. In the final mesh, no angle is less than the smallest input angle 2.49° . Fig. 5 is an input PLC of pyramid with many faces and the result of tetrahedralization. Its all segment are sharp edges and the circles on the edges are the weighted circles of vertices.

Although above results of our algorithm still have some uncompleted study on the quality of final mesh, but our algorithm is easy to implement and will have good stability and reliability. It is not only an algorithm in theory but also an algorithm for engineering application.

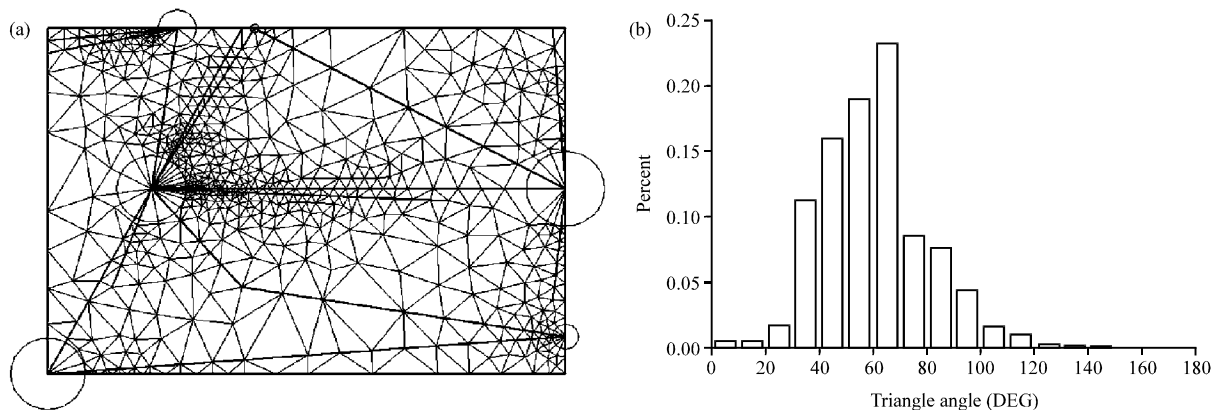


Fig. 4(a-b): Result mesh and plot of angle

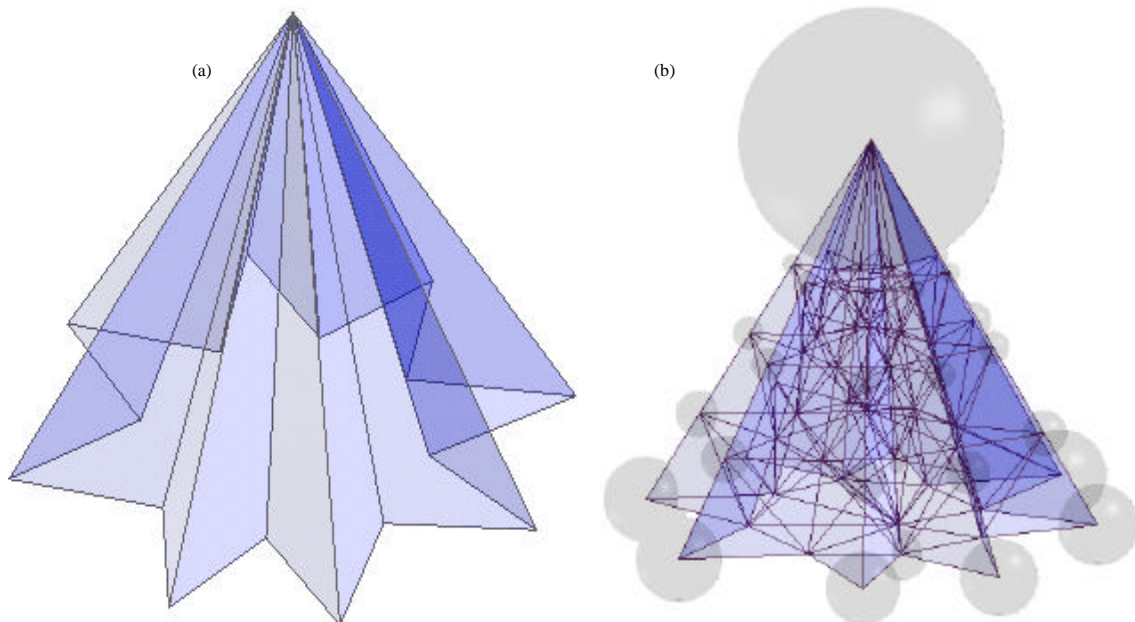


Fig. 5(a-b): Pyramid with many face

In the future study, we will continue to research for the improvement on the quality of mesh, including the method to avoid subdividing the input small angle to smaller angle and also including the method to eliminate “sliver” tetrahedron.

ACKNOWLEDGEMENT

This study was partially supported by the Fundamental Research Funds for the Central Universities of China under grant No. YWF-10-02-057 and the Natural Science Foundation of China with No. 61003110 and the National Key Scientific and Technological Specific Project Foundation of China under Grant No. 2011ZX05008-004-10.

REFERENCES

- Cheng, S.W. and S.H. Poon, 2003. Graded conforming Delaunay tetrahedralization with bounded radius-edge ratio. Proceedings of the 14th Annual ACM-SIAM Symposium on Discrete Algorithms, January 12-14, 2003, Baltimore, MA., USA., pp: 295-304.
- Cheng, S.W., T.K. Dey and E.A. Ramos, 2004. Quality meshing for polyhedral with small angles. Proceedings of the 20th Annual Symposium on Computational Geometry, June 8-11, 2004, Brooklyn, NY., USA., pp: 290-299.
- Chew, L.P., 1989. Guaranteed-quality triangular meshes. Technical Report 89-983, Computer Science Department, Cornell University, New York. <http://dspace.library.cornell.edu/bitstream/1813/6899/1/89-983.pdf>
- Cohen-Steiner, D., E.C. De Verdiere and M. Yvinec, 2002. Conforming Delaunay triangulations in 3D. Proceedings of the 18th Annual Symposium on Computational Geometry, June 5-7, 2002, Barcelona, Spain, pp: 199-208.
- Miller, G.L., S.E. Pav and N.J. Walkington, 2003. When and Why Ruppert's algorithm works? Proceedings of the 12th International Meshing Roundtable, September 14-17, 2003, Santa Fe, USA., pp: 91-102.
- Murphy, M., D.M. Mount and C.W. Gable, 2000. A point placement strategy for conforming Delaunay tetrahedralization. Proceeding of the 11th ACM-SIAM Symposium on Discrete Algorithms, January 9-11, 2000, San Francisco, USA., pp: 67-74.
- Pav, S. and N. Walkington, 2004. Robust three dimensional Delaunay refinement. Proceedings of the 13th International Meshing Roundtable, September 19-22, 2004, Williamsburg, VI., USA., pp: 145-156.
- Preparata, F. and M.I. Shamos, 1985. Computational Geometry: An Introduction. Springer-Verlag, New York.
- Ruppert, J., 1995. A Delaunay refinement algorithm for quality 2-dimensional mesh generation. J. Algorithms, 18: 548-585.

- Shewchuk, J.R., 1998. Tetrahedral mesh generation by Delaunay refinement. Proceedings of the 14th Annual Symposium on Computational Geometry, June 7-10, 1998, Minneapolis, MN., USA., pp: 86-95.
- Shewchuk, J.R., 2000. Mesh generation for domains with small angles. Proceedings of the 16th Annual Symposium on Computational Geometry, May 12-14, 2000, Hong Kong, pp: 1-10.
- Shewchuk, J.R., 2002. Delaunay refinement algorithms for triangular mesh generation. *Comput. Geometry*, 22: 21-74.
- Yang, Q., 2001. Conforming Delaunay triangulation. Beihang University, Beijing, China.