

ISSN : 1812-5379 (Print)
ISSN : 1812-5417 (Online)
<http://ansijournals.com/ja>

JOURNAL OF AGRONOMY



ANSI*net*

Asian Network for Scientific Information
308 Lasani Town, Sargodha Road, Faisalabad - Pakistan

Nutritional State and Productivity of Organic Sugarcane in Goiás, Brazil

¹Lurdineide de Araújo Barbosa Borges, ²Beata Emöke Madari, ¹Wilson Mozena Leandro, ¹Paulo Marçal Fernandes, ⁴Edgar Alves da Silva, ³Márcio Ricardo da Silva and ²Mellissa Ananias Soler da Silva

¹School of Agronomy, Federal University of Goiás, UFG, Goiânia, GO, Brazil

²Researcher EMBRAPA, Rice and Bean, Santo Antônio de Goiás, GO, Brazil

³Department of the Plant Jalles Machado, Goianesia, GO, Brazil

⁴Engineer Agronomist of the Plant Jalles Machado, Goianesia, GO, Brazil

ARTICLE INFO

Article History:

Received: December 13, 2014

Accepted: March 20, 2015

Corresponding Author:

Lurdineide de Araújo Barbosa Borges,
School of Agronomy,
Federal University of Goiás,
UFG, Goiânia, GO, Brazil

ABSTRACT

In order to study the effect of use organic agriculture avoids the use of synthetic fertilizers and emphasizes the use of organic inputs to provide nutrients to the plants. This study had as aim to evaluate the effect of organic management time on nutrition and productivity of sugarcane. The nutrition levels and the productivity of sugarcane plantations were evaluated in areas cultivated for two, six and ten years in the organic production system compared with a sugarcane plantation cultivated for ten years in the conventional system. The sugarcane organic production system enhanced the nutrition levels of the plants and raised the crops productivity. After ten years of organic cultivation, there was an increase of 43, 42.8 and 32% in the leaf contents of potassium (K), phosphorus (P) and nitrogen (N), respectively, in relation to the conventional production system and an increase of 209% in the sugarcane productivity. The management of the fertilizers inputs used in the sugarcane organic production system is adequate for the plants nutrition, with positive result on the crops productivity. The effects are more visible after six and ten years of management in the organic production system. In the organic production system, after ten and six years, it could be suggested that the productivity was 209 and 98% higher in comparison to the productivity of the cane cultivated under the conventional system, areas Org.10 and Org.6, respectively.

Key words: Organic farming, organic fertilizer, plant nutrition, *Saccharum* spp., nutrients

INTRODUCTION

Brazil is a world leader in the production of sugarcane (*Saccharum* spp.), one of the crops of highest social, economical and environmental importance. According to Companhia Nacional de Abastecimento (Conab-Companhia Nacional de Abastecimento, 2014) in the harvest 2012/2013 Brazil produced 588.92 million tons of cane, in an area of 8,799.150 thousand hectares. The crop is the main input to the sugar production. In the crop year 2012/2013 Brazil produced 38.34 Mt of sugar, with a forecast increase of 6.88% for the next harvest (2013/2014). The state of Goiás is one of the four biggest producers of sugarcane in Brazil and the expectation for next years is for expanding its crop area even more. The crop continues its expansion in the country and Goiás. In

Brazil, the prevailing production system of sugarcane is still the conventional one. This production system plays an important role in supplying food and fibers for world markets but it is highly dependable of synthetic fertilizers (Tu *et al.*, 2006). On the other hand, the organic agriculture avoids the use of synthetic fertilizers and emphasizes the use of organic inputs to provide nutrients to the plants (Araujo *et al.*, 2008). Organic production system can be a viable alternative when a more sustainable system is aimed. According to the Brazilian Ministry of Agriculture (MAPA., 2003) Livestock and Food Supply, the organic production system adopts techniques to optimize the use of natural and socioeconomic resources available in order to reduce the dependence on non-renewable energy and synthetic materials.

In the organic cultivation of sugarcane the main inputs used are agro industrial residues, such as cake filter, vinasse, organic compound, besides green fertilization with *Crotalaria juncea* and when necessary the natural phosphates. These inputs are used in the conventional sugarcane production system associated with mineral fertilization as a way to maximize the productivity and reduce costs with fertilizers (De Almeida *et al.*, 2011; Bittencourt *et al.*, 2006; De Fravet *et al.*, 2010; Santos *et al.*, 2010). However, there are no studies on the effect of these inputs in the organic production system of sugarcane. One of the ways to investigate its effect is by chemical analysis of foliage which affects directly in the crop productivity. This is an adequate indicator whenever there is a need to investigate, if the adopted management is coherent to the plant requirement. It constitutes an important tool to correct the crop nutritional imbalances and to enhance the fertilization management over the time.

Evaluating the nutritional state of plants means in comparing the sample to a standard, that is, a plant that shows, in its tissue, all the macro and micronutrients in quantities and proportions which do not limit their growth and production (Malavolta *et al.*, 1997). According to Reis and Monnerat (2003) the adequate foliage levels of nutrients for sugarcane are: 13.4 g ha⁻¹ of N, 1.91 g ha⁻¹ of P, 12.2 g ha⁻¹ of K, 2.99 g ha⁻¹ of Ca, 2.15 g ha⁻¹ of Mg, 1.61 mg ha⁻¹ of S, 4.48 mg ha⁻¹ of Cu, 67.8 mg ha⁻¹ of Mn and 11.7 mg ha⁻¹ of Zn. One of the aims of this study was to evaluate the nutritional state of the sugarcane over a time period of organic cultivation.

Chemical foliage analysis and productivity of sugarcane under a conventional production system were studied by several authors. Santos *et al.* (2011) and De Fravet *et al.* (2010) verified that cake filter provides a more adequate nutrition for sugarcane and it could partially substitute mineral fertilizers and raise productivity.

De Almeida *et al.* (2011) found that sugarcane plants responded positively to fertilization with cake filter which raised accumulation of P, K and Cu in the aerial part of the plants, with gain in the sugarcane productivity. Ambrosano *et al.* (2011, 2013) observed that the *Crotalaria juncea* shows potential for an adequate nitrogenous nutrition of the sugarcane, besides providing the best cost-effectiveness relation to be used in cultivation prior to the cane plantation. Ambrosano *et al.* (2011, 2013), Miranda *et al.* (2011) and Prellwitz and Coelho (2011) verified that the *Crotalaria juncea* is important for sugarcane nutrition with a substantial increase in its production. Marques *et al.* (2005) found that mineral fertilization substitution by vinasse did not intervene in the sugarcane productivity. Da Silva *et al.* (2014) concluded that vinasse use in sugarcane cultivation shows potential for an increase of productivity. De Barros *et al.* (2010) observed that adding vinasse to sugarcane crop for ten years improved the macronutrients availability but reduced micronutrients one (Duarte and Coelho, 2008; Do Vale *et al.*, 2011), found through nutrition diagnosis the main limiting nutrients for sugarcane productivity.

Knowing the effects of inputs used in the organic production system is important, since providing

disproportionate amount of nutrients may cause either a decline in productivity or a lowering in a specific nutrient level of the plant. Ambrosano *et al.* (2013) and Miranda *et al.* (2011) found that using only *Crotalaria juncea* as green fertilization reduced significantly the sugarcane production. Miranda *et al.* (2011) observed that there is an association between *Crotalaria* and the organic compound in sugarcane nutrition, enabling an increase of productivity. Penso *et al.* (1982) verified that a mixture of cake filter and natural phosphates improves the solubility of these compounds, making phosphorus available more rapidly, in comparison with its application without the cake filter. Santos *et al.* (2012) observed a substantial increase of the efficiency index of natural phosphates, being that the efficiency of Itafós phosphate went from 43-79% from the first to the third cut. The effects over time need to be evaluated (Ambrosano *et al.*, 2013). More technical studies about the use of organic material (cake filter and vinasse) are necessary to raise productivity and longevity of sugarcane plantation (Rapassi *et al.*, 2009).

The hypothesis of this study is that with the organic management of the sugarcane production, different from the conventional management, there are positive interactions between the applied organic inputs and the natural fertilizers, resulting in a positive effect over the plants nutrition and the crops productivity. In order to test this hypothesis, this study aimed to evaluate the nutrition and the productivity of sugarcane crops cultivated for two, six and ten years in the organic system production and an area cultivated for ten years in the conventional production system.

MATERIALS AND METHODS

Site and experimental treatments: The data was collected in February 2011, in sugarcane commercial cultivations from Usina Jalles Machado, Goianesia, Goias state. The climate of the region is classified, according to Köppen as savanna tropical, hot and humid, with dry winter and rainy summer (Aw) and average rainfall of 1500 mm. Soil of the areas in this study was characterized as Rhodic Hapludox (Embrapa-Empresa Brasileira de Pesquisa Agropecuária, 2006). Data from the soil chemical analysis in the areas under study is shown in Table 1.

The aim of this study was to evaluate the nutritional state and productivity of sugarcane cultivations on organic and conventional production systems. Four areas were selected to perform the study: (a) Area Org.2 cultivated for two years in the organic system, with coordinates S15.27832 and W048.88778, at 613 m above sea level; (b) Area Org.6 cultivated for six years in the organic system (S15.23079 W048.92845 and 573 m high); (c) Area Org.10 with ten years of cultivation under the organic system (S15.23629 W048.97992 and 607 m altitude) and the (d) Conv. area cultivated for ten years on the conventional production system (S15.17917, W048.87928 and 582 m altitude). All the organic areas are certified as organic properties by the Instituto Biodinâmico de Certificações (IBD). The studied areas were under the same topographic, climate and soil conditions,

Table 1: Chemical and physical analysis of the soils used in the study

Areas	OM (g dm ⁻³)	N (g kg ⁻¹)	P (mg kg ⁻¹)	K (cmol _e)	Ca (dm ⁻²)	Mg	CEC	H+Al	pH CaCl ₂	V (%)	Sand (g kg ⁻¹)	Silt	Clay
0-20 cm													
Conv.	11.0	1.3	21.79	0.12	1.58	0.96	4.27	1.61	5.20	57.76	381	168	451
Org.2	18.2	1.0	21.54	0.14	2.27	0.91	5.04	1.73	5.26	63.07	257	205	538
Org.6	13.4	0.8	24.57	0.47	2.19	1.20	5.41	1.55	5.41	62.68	533	119	348
Org.10	24.0	1.5	34.48	0.81	4.11	1.34	7.94	1.68	5.87	68.48	296	198	506
20-40 cm													
Conv.	7.9	1.2	5.60	0.11	1.03	0.88	3.53	1.51	5.30	52.79	366	180	454
Org.2	13.3	0.7	10.13	0.07	1.44	0.64	3.92	1.78	5.11	51.48	260	200	540
Org.6	7.1	0.6	7.71	0.40	1.16	0.79	4.02	1.66	5.29	48.75	526	100	369
Org.10	16.6	1.0	24.46	0.62	2.11	0.87	5.12	1.52	5.65	57.83	272	127	601

OM: Organic matter, N: Nitrogen, P: Phosphorus, K: Potassium, Ca: Calcium, Mg: Magnesium, CEC: Cation exchange capacity, H+Al: Exchangeable acidity, V: Base saturation, cultivated in organic production system for ten years (Org.10), six years (Org.6) and two years (Org.2) and in conventional production system (Conv)

similar to each other in relation to the terrain (<8°), climate and original vegetation, differing only in relation to the production system (organic or conventional) and time of cultivation. The harvest is mechanized, without burn of the straw.

History of areas under study: The management of the conventional area was done according to the standard of the mill. In the beginning of cultivation in 2001 and in the sugarcane crop reform in 2006, were applied 1.5 Mg ha⁻¹ of dolomitic limestone, PRNT 85%, incorporated with plow; 1000 kg ha⁻¹ of thermal phosphate magnesium (170 kg ha⁻¹ of P₂O₅, 200 kg ha⁻¹ of Ca, 70 kg ha⁻¹ of Mg, 40 kg ha⁻¹ of S and 90 kg ha⁻¹ of Si). The phosphate was applied before the planting, throwing sowing in total area and incorporated through disking. After applying phosphate, in 2001 and 2006, soil was cultivated with *Crotalaria juncea* for 60 days which was rotated down superficially with help of a disk. Right after a plying was done and planting of the sugarcane. In the planting were applied 400 kg ha⁻¹ of formulation 04-28-20+0.4% of Zn in the planting furrow plus 50 kg ha⁻¹ of N (liquid urea) and 120 kg ha⁻¹ of K₂O (liquid KCl). The fertilization of sugarcane stump in the years of 2002, 2003, 2004, 2005, 2007, 2008 and 2009 was done by applying 50 kg N ha⁻¹, 35 kg P₂O₅ and 125 kg ha⁻¹ K₂O, in the line of cultivation and in 2010 it was applied 4.5 Mg ha⁻¹ of poultry litter (2.84% of P₂O₅, 2.8% of N and 3.9% of K). In the organic areas, in the planting years and sugarcane crop reform, it was applied 1.5 Mg ha⁻¹ of dolomitic limestone PRNT 85%, incorporated through plowing; 1000 kg ha⁻¹ of natural phosphate of Itafós (8% P₂O₅, 20% CaO, 1% MgO e 3% SO₄). Phosphate was applied before planting, by throwing sowing and incorporated through disking. After application of phosphate, the soil was cultivated with *Crotalaria juncea* for 60 days which was rotated down superficially with help of a disk. Right after a plying was done and planting of the sugarcane. In the planting were applied 30 Mg ha⁻¹ of cake filter (71.4% humidity, 9.4 g kg⁻¹ of P, 1.4 g kg⁻¹ of K, 34.1 g kg⁻¹ of Ca, 9.8 g kg⁻¹ of Mg, 6.6 g kg⁻¹ of S, 8.0 mg kg⁻¹ of B, 22.6 mg kg⁻¹ of Cu, 5,426 mg kg⁻¹ of Fe, 785 mg kg⁻¹ of Mn and 110 mg kg⁻¹ of Zn). The fertilization of sugarcane stumps was done by applying 8 Mg ha⁻¹ of organic compound (mixture of cake filter, bagasse and ashes with 0.895 % of N, 1.58% of P₂O₅, 0.11% of K₂O, 0.825% of

Ca, 0.285% of Mg, 712 mg kg⁻¹ of Fe, 36 of mg kg⁻¹ Mn, 51 mg kg⁻¹ of Zn and 5 mg kg⁻¹ of Cu) (Dos Santos *et al.*, 2009) and 600 m³ ha⁻¹ of vinasse (23.2 mg L⁻¹ of P total, 24.8 mg L⁻¹ of Ca, 1,199 mg L⁻¹ of K, 8.2 mg L⁻¹ of Mg, 0.1 mg L⁻¹ of Cu, 0.2 mg L⁻¹ of Zn, 25.2 mg L⁻¹ of Fe, 0.9 mg L⁻¹ of Mn and 117 mg L⁻¹ of N total). Area Org.2 received a planting fertilization in 2008 and two ratoon cane fertilizations in the years 2009 and 2010. Area Org.6 received a planting fertilization in 2008 and six ratoon cane fertilizations in 2004, 2005, 2006, 2007, 2009 and 2010. Area Org.10 received two planting fertilizations in 2003 and 2008 and 9 ratoon cane fertilizations in 2000, 2001, 2002, 2004, 2005, 2006, 2007, 2009 and 2010.

Samplings and laboratory procedures: Five samplings were taken from each area (five repetitions) in an area of approximately a hectare. The sugarcane nutritional state (third cut) was evaluated at the time of full development of the crop, February 2011, by foliage sampling +1 (Malavolta *et al.*, 1997) and then determination of nutrient concentrations was done. Each sample was made of 20 leaves picked randomly in an area of approximately one hectare. Of the leaves sampled, the chemical analysis was made on the centered 20 cm, dispensing the central vein. These samples were submitted to drying on greenhouses at 70° C with forced circulation of air during 72 h and ground in a Wiley mill (with 20 mesh sieves). There were analyzed nitrogen levels (N), by Nessler method (Jackson, 1965), after dry material digestion (0.1 g) with concentrated H₂SO₄ (1.5 mL) and H₂O₂ 30% (1 mL); the level of phosphorus (P), colorimetrically by molybdate method; potassium level (K) by flame emission atomic spectrophotometry; calcium levels (Ca), magnesium (Mg), zinc (Zn) and copper (Cu), by atomic absorption spectrophotometry and the sulphur level (S), by turbidimetry after digestion of dry material (0.5 g) with nitric acid 65% (4 mL) and perchloric acid 70% (2 mL). In order to determine the sugarcane productivity the number of stalks was counted in 20 m linearly. Next ten plants were collected, taking off the straws and the tips. The plants were cut near the soil, in the same way it is done during harvest and the weight of the material was measured still in the field. By knowing the number and the weight, of stalks, in each hectare, the sugarcane productivity was calculated (Mg ha⁻¹).

Statistical analysis: The statistical analysis was done considering a completely randomized design with five repetitions and four treatments, (areas Org.2, Org.6, Org.10 and Conv). F-test was used for variance analysis and Tukey test at 5% probability for mean comparisons.

RESULTS AND DISCUSSION

The F-values as well as the significance levels of the nutrition attributes and sugarcane productivity in the studied areas can be seen in Table 2.

Nitrogen: The organic cultivation of the sugarcane, after six and ten years (Org.6 and Org.10), provided leaf levels of nitrogen of 32 and 15%, respectively, superior to the conventional cultivation (Fig. 1). Only in these areas, the levels of nitrogen in the leaves were in the considered adequate interval of 18-21 g kg⁻¹ proposed by Malavolta *et al.* (1997) and Raji *et al.* (1996). However, in all the areas the leaf levels of N were superior to the proposed by Reis and Monnerat (2003) for sugarcane crops of high productivity, in agreement with Duarte and Coelho (2008). Regarding the cane with two years under organic cultivation, it did not show leaf levels of N significantly different from the conventional one. According to Borges *et al.* (2014), because the substitution of the conventional cultivation of sugarcane by the organic system recovers the levels of N in the soil microbial biomass and improves the recycling of the nutrients relatively to the conventional production system.

Phosphorus: Data about phosphorus concentration showed that after ten years of organic cultivation there was an increase of 48.2% in the leaf levels of this nutrient, compared to the conventional cultivation (Fig. 2). The leaf levels of phosphorus in this area were above the interval of 2.0-2.4 kg⁻¹, then considered adequately (Malavolta *et al.*, 1997). The leaf concentration of P in the areas with six and two years of organic cultivation did not differ significantly from the conventional area. These results are related to the efficiency of the natural phosphates which increases proportionally with time after their application in soil (Santos *et al.*, 2012) and due to the use of cake filter. Phosphorus present in the cake filter is released gradually providing a mean residual effect in the soil (Santos *et al.*, 2010). According to Santos *et al.* (2010), the cake filter improves the solubility of the natural phosphates, providing phosphorus more rapidly, reducing its fixation, when in comparison to the nutrient application without the cake filter. In the conventional area, where soluble phosphate is used, the leaf concentration was low. This is due, possibly, because the sources of soluble phosphorus lose efficiency, with time, occurring adsorption or fixation of this element by the soil (Korndorfer *et al.*, 1989). According to De Fravet *et al.* (2010), the reaction of the organic matter of the cake filter strengthens the nutrients absorption.

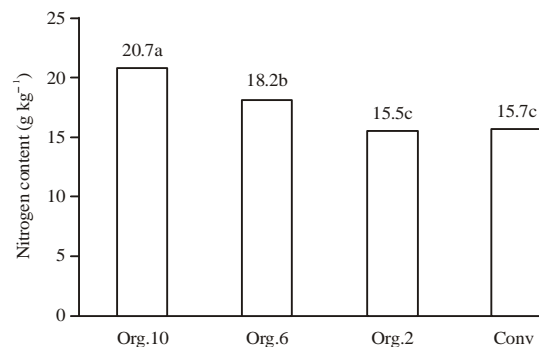


Fig. 1: Leaf nitrogen concentration (N g kg⁻¹) in plants of sugarcane cultivated in organic production system for ten years (Org.10), six years (Org.6), two years (Org.2) and in conventional production system (Conv)

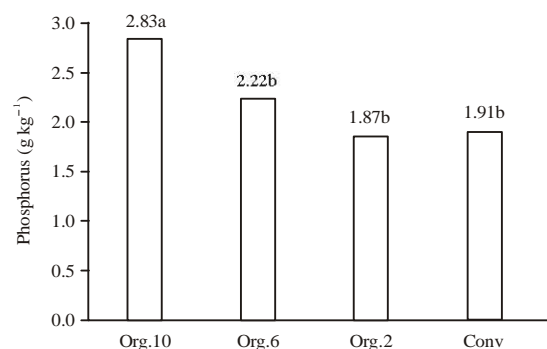


Fig. 2: Leaf phosphorus concentration (P g kg⁻¹) in plants of sugarcane cultivated in organic production system for ten years (Org.10), six years (Org.6), two years (Org.2) and in conventional production system (Conv)

Table 2: Summary of analysis of variance of nutrition and productivity attributes of sugarcane cultivated in organic and conventional system

Attributes	F-value
Nitrogen (N)	28.72***
Phosphorus (P)	17.26***
Calcium (Ca)	0.836ns
Magnesium (Mg)	0.647ns
Potassium (K)	8.903**
Iron (Fe)	3.932*
Zinc (Zn)	3.962*
Copper (Cu)	7.096**
Manganese (Mn)	19.89****
Productivity	63.39****

****, ***, ** Significant at 0.1, 1 and 5% of probability, respectively. ns: Not significant. by the F-test

According to De Almeida *et al.* (2011), the cake filter has a positive effect as phosphorus provider to the plants. Those authors inform that sugarcane plants responded favorably to fertilization with cake filter which increased the quantity of P, K and Cu in the plants aerial parts. De Almeida *et al.* (2011) observed that cake filter, in the absence of mineral fertilization, promoted significant increments in the sugarcane leaf levels of P.

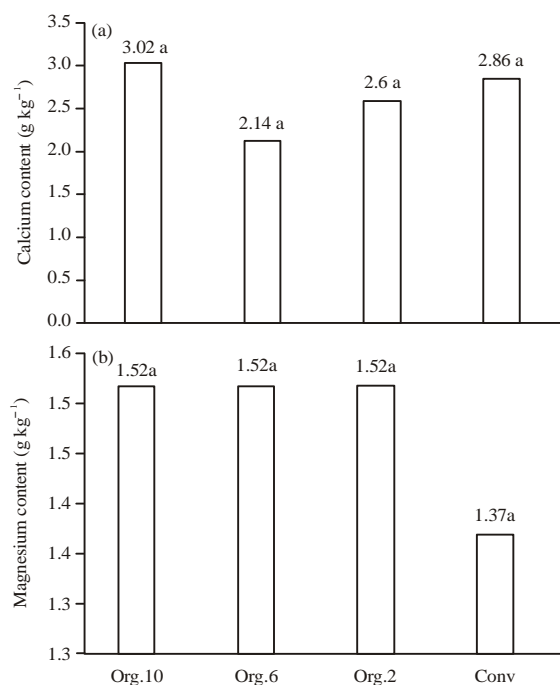


Fig. 3(a-b): Calcium (Ca) and magnesium (Mg) content in the leaves of sugarcane cultivated in organic production system for ten years (Org.10), six years (Org.6), two years (Org.2) and in conventional production system (Conv)

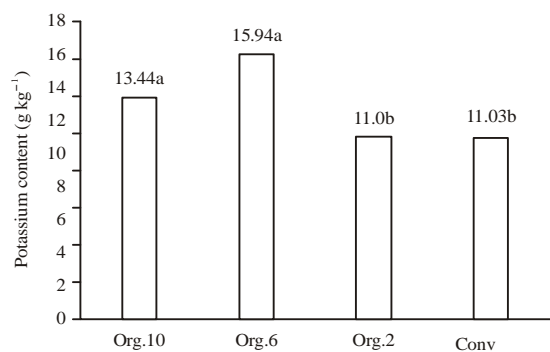


Fig. 4: Potassium (K) content in the leaves of sugarcane cultivated in organic production system for ten years (Org.10), six years (Org.6), two years (Org.2) and in conventional production system (Conv)

Calcium (Ca) and Magnesium (Mg): For the leaf levels of Ca and Mg of sugarcane there were not significant differences among the production systems (Table 2). In general, the foliar levels of Calcium vary from 2.14-3.02 g kg⁻¹ (Fig. 3). This shows that in all areas the foliar concentration of this nutrient is well below the adequate level cited in the literature (Malavolta *et al.*, 1997; Malavolta, 1981; Orlando Filho and Haag, 1976). However, if using the values proposed by Reis and Monnerat (2003) of 2.99 g kg⁻¹, the area Org.10 is in the adequate level. Considering Magnesium, the concentration

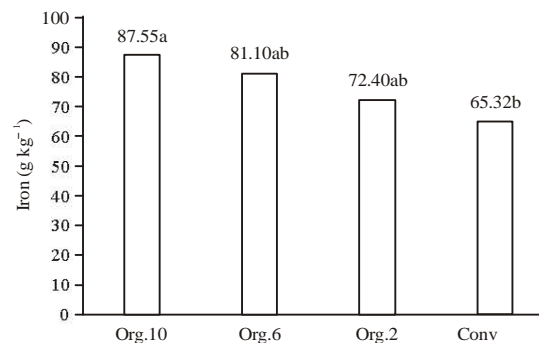


Fig. 5: Iron (Fe) content in the leaves of sugarcane cultivated in organic production system for ten years (Org.10), six years (Org.6), two years (Org.2) and in conventional production system (Conv)

varied from 1.37-1.52 g kg⁻¹. These values are also below the adequate level for this crop of 2.00-2.15 g kg⁻¹ cited in the literature (Malavolta *et al.*, 1997; Malavolta, 1981; Orlando Filho and Haag, 1976; Reis and Monnerat, 2003). In the absence of mineral fertilization, De Almeida *et al.* (2011) observed that fertilization with cake filter tripled the Mg content in relation to the witness. Since Calcium competes with Potassium for the absorption sites in the plasma membrane, the high levels of Potassium in the soil and organic inputs may have influenced negatively the calcium absorption by the plants (Malavolta *et al.*, 1997).

Potassium (K): Regarding the leaf concentration of Potassium it was noted that the area cultivated for six years in the organic system (Org.6) was statistically superior to the conventional one (Fig. 4). The amount was 44.5% higher in relation to the conventional area. The other areas did not differ significantly between each other. According to Reis and Monnerat (2003), only the areas Org.10 and Org.6 match the adequate value which is 12.2 g kg⁻¹. However, according to Malavolta *et al.* (1997), the adequate interval varies from 11-13 g kg⁻¹. Following this last criterion in order to interpret the leaf chemical analysis, it can be seen that the leaf concentration of potassium in all the areas are inside the adequate interval values.

Iron (Fe): In the analysis of data on iron concentration (Fe), it was noted that the difference between the production systems was only observed after ten years of organic cultivation (Org.10) (Fig. 5). There it was observed an increase of 34% in comparison to the levels in the conventional area. By looking at the data according to Malavolta *et al.* (1997) and Orlando Filho and Zambello Jr. (1977), only the areas Org.10 and Org.6 would be with the leaf concentration of Fe in the adequate interval levels of 80-150 mg kg⁻¹, considered adequate by those authors. However, as stated by Malavolta (1981) and Orlando Filho *et al.* (1979), all the areas would be with the iron concentration well below the appropriate levels for this crop that should be between 100-392 mg kg⁻¹.

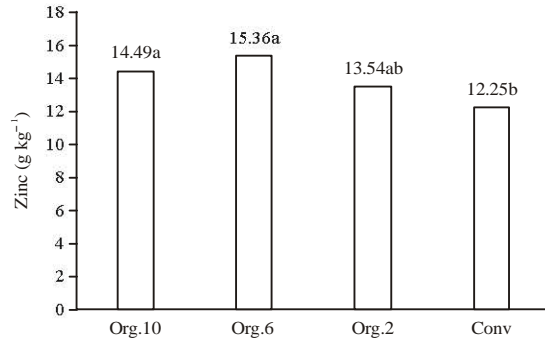


Fig. 6: Zinc (Zn) content in the leaves of sugarcane cultivated in organic production system for ten years (Org.10), six years (Org.6), two years (Org.2) and in conventional production system (Conv)

Zinc (Zn): Regarding the leaf levels of zinc (Zn), it was observed that the area with six years of organic cultivation (Org.6) showed the highest concentrations, being 25.4% above the level of the conventional area. In all the areas, the leaf concentration of zinc varied from 12.25-15.36 mg kg⁻¹ (Fig. 6). These concentrations are well below the appropriate interval levels of 23 to 24 mg kg⁻¹ (Orlando Filho *et al.*, 1980) and 25-50 mg kg⁻¹ (Malavolta *et al.*, 1997). However, the zinc levels were above 10 mg kg⁻¹ (Malavolta, 1981) and of 11.7 mg kg⁻¹ (Reis and Monnerat, 2003) referred as adequate for those authors. Thus, by using the criteria proposed by those last authors to interpret the leaf chemical analysis, it can be said that the leaf level of zinc is appropriate but according to other authors, the Zn levels in sugarcane leaves are featured as limiting factors of productivity. In a study by Reis and Monnerat (2003), with 126 samples collected in sugarcane fields cultivated in the conventional system, they observed that 99.2% of the samples showed levels of this nutrient below those considered adequate for this crop.

Copper (Cu): Considering the copper levels (Cu) it was noticed that by leaving the conventional production system to the organic, in the first years of cultivation (Org.2) there was a reduction of 20.7% in comparison to the conventional (Fig. 7), being below the critical level for the sugarcane (Malavolta *et al.*, 1997; Malavolta, 1981; Orlando Filho *et al.*, 1980; Reis and Monnerat, 2003) but after six years of organic cultivation the levels were restored to the interval considered appropriate for the crop. Reis and Monnerat (2003), in a study with 126 samples collected in sugarcane fields in the city of Campos dos Goytacazes (RJ, Brazil), observed that 98.4% of the samples showed a lack of copper. Following the study of De Almeida *et al.* (2011) an application of 113 Mg ha⁻¹ of cake filter would be sufficient to provide the nutritional requisites of copper for the sugarcane which could be an alternative in the supply of this nutrient for some regions of Brazil considered poor of micronutrients.

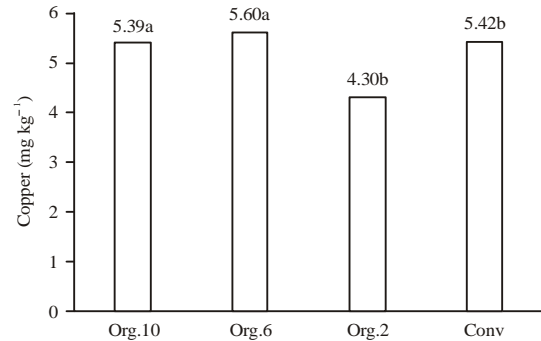


Fig. 7: Copper (Cu) content in the leaves of sugarcane cultivated in organic production system for ten years (Org.10), six years (Org.6), two years (Org.2) and in conventional production system (Conv)

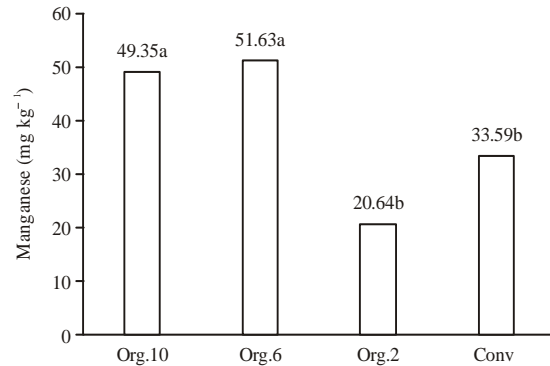


Fig. 8: Manganese (Mn) content in the leaves of sugarcane cultivated in organic production system for ten years (Org.10), six years (Org.6), two years (Org.2) and in conventional production system (Conv)

Manganese (Mn): Regarding the manganese (Mn), it was observed that there was a tendency of reduction in the leaf concentration of this nutrient in the first years of organic cultivation (Fig. 8). However, after six (Org.6) and ten (Org.10) years of organic cultivation, the levels raised overcoming in 53.7 and 47.9%, respectively, the leaf concentration of the conventional production system. In this study, only the area with six years of organic cultivation (Org.6) showed leaf levels of Mn inside the interval of 50-125 mg kg⁻¹, considered adequate for sugarcane according to Malavolta *et al.* (1997). However, if using the criterion given by (Malavolta, 1981; Reis and Monnerat, 2003), it can be noted that all the areas have this nutrient concentration below the critical level for the sugarcane. Raising the amount of application of cake filter until 113 Mg ha⁻¹, will not be sufficient to alter the content of this nutrient for cane (De Almeida *et al.*, 2011). This may indicate that for Mn the cake filter is not the more appropriate source. The same doubt can be raised regarding the vinasse and the organic compound.

These results show that the management of the inputs used for fertilization of sugarcane (cake filter, vinasse, organic

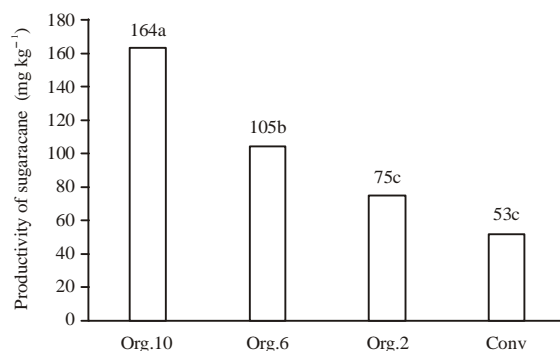


Fig. 9: Productivity of sugarcane (Mg ha⁻¹) cultivated in organic production system for ten years (Org.10), six years (Org.6) and two years (Org.2) and in conventional production system (Conv)

compound, natural phosphate of Itafós and green fertilization with *Crotalaria juncea*) were effective in supplying N, P, Ca, K, Fe, Zn and Cu to the sugarcane and that over the period of six and ten years of organic cultivation, the plants were better nourished than in the conventional system.

De Almeida Theodoro *et al.* (2007) obtained similar results to ours, considering organic production systems of coffee.

After ten years of organic cultivation, the plants showed to be deficient only in relation to Mg and Mn. Besides the low levels of Mg and Mn, the productivities were high. Possibly the criteria of interpretation for the leaf analysis for these elements should be other for organic systems consolidated by more than ten years. After six years of organic cultivation, in addition to those two elements, plants were deficient in Ca. In the area of two years of organic cultivation, of all the elements studied, only K was not limiting. These results were similar to the observed in the conventional area, with exception of copper which was not limiting in that area. Mg and Mn were considered the most limiting nutrients, because all the crops evaluated showed levels of these nutrients below the recommended. Considering Zn, this nutrient may or may not be limiting factor of productivity. This depends on the used source in order to interpret it.

Productivity: Considering the cane productivity, it was noted that figures in the organic areas were superior to the ones in the conventional area (Fig. 9). Overriding, considerably, the Brazilian average for conventional cultivations which is 69.4 Mg ha⁻¹ (Conab-Compania Nacional de Abastecimento, 2014). There was a raise of 209 and 98% in productivity in the areas Org.10 and Org.6, respectively in comparison to the conventional one. The highest productivity, 163 Mg ha⁻¹, was found in Org. 10 which can be due to the positive effect of the inputs management in the organic production system. A similar result to this was obtained by Miranda *et al.* (2011) in sugarcane fields where *Crotalaria* was used together with compound of cake filter, with productivity of 163 Mg ha⁻¹. The application of cake filter also has given positive returns in

sugarcane productivity in other studies (De Fravet *et al.*, 2010; Santos *et al.*, 2011, 2010; Dos Santos *et al.*, 2009), possibly related to the organic matter and nutrients found in the cake filter. Possibly, there is a residual effect in the soil because of the inputs used in the organic system, since the areas cultivated for longer periods in the organic system showed leaf concentration levels of nutrients inside or above the appropriate interval for that crop. The lowest productivity was observed in the conventional area which could have happened because, the deficiency of P, Ca, Mg, Mn and Fe which were below the critical levels for the crop.

CONCLUSION

The management of the inputs used in the organic production system of the sugarcane was appropriate to nourish the cane. The effects are noteworthy after six and ten years of organic production management. In this production system, after ten years (Org.10). There was an increase in the leaf concentration of potassium (K), phosphorus (P) and nitrogen (N), of 43, 42.8 and 32%, respectively, in comparison to the conventional system. For the zinc (Zn) and the copper (Cu) the difference was detected after six years of organic cultivation (Org.6). Regarding the calcium (Ca) and the magnesium (Mg), it was observed that ten years of cultivation were not sufficient to detect differences between the production systems. In the organic production system, after ten and six years, the productivity was 209 and 98% higher in comparison to the productivity of the cane cultivated under the conventional system, areas Org.10 and Org.6, respectively.

ACKNOWLEDGMENTS

The authors are grateful to the Jalles Machado Company for authorizing sampling and providing soil and crop information. The study used resources of the National Rice and Bean Research Center of the Brazilian Agricultural Research Corporation (Embrapa Rice and Bean, Project Number 03.14.00.043.00.00) and the Scientific Research Foundation of Goiás State (FAPEG, Project Number 201210267001033). L. A. B. Borges, W.M. Leandro and B.E. Madari are grateful for the National Council for Research and Development of Brazil (CNPq) for providing PhD scholarship, DTI and PQ fellowship, respectively.

REFERENCES

- Ambrosano, E.J., H. Cantarella, G.M.B. Ambrosano, E.A. Schammas and F.L.F. Dias *et al.*, 2011. [Productivity of sugarcane after previous legumes crop]. *Bragantia*, 70: 810-818, (In Portuguese).
- Ambrosano, E.J., H. Cantarella, F. Rossi, E.A. Schammas and E.C. da Silva *et al.*, 2013. [Behavior of sugar cane first ratoon and green manures in intercropping system]. *Revista Brasileira Agroecologia*, 8: 80-90, (In Portuguese).

- Araujo, A.S.F., V.B. Santos and R.T.R. Monteiro, 2008. Responses of soil microbial biomass and activity for practices of organic and conventional farming systems in Piauí state, Brazil. *Eur. J. Soil Biol.*, 44: 225-230.
- Bittencourt, V.C., A.C. Strini, L.G. Cesarim and S.R. Souza, 2006. [Enriched cake filter]. *Revista Idea News*, Vol. 6, pp: 2-6, (In Portuguese).
- Borges, L.D.A.B., M.L.G. Ramos, L.J. Vivaldi, P.M. Fernandes, B.E. Madari, R.A.B. Soares and P.R. Fontoura, 2014. Impact of sugarcane cultivation on the biological attributes of an oxisol in the Brazilian savannah. *Biosci. J.*, 30: 1459-1473.
- Conab-Companhia Nacional de Abastecimento, 2014. Follow up of Brazilian harvest: Sugarcane. Conab, Brazil, (In Portuguese).
- Da Silva, A.P.M., J.A.M. Bono and F.A.R. Pereira, 2014. [Fertigation with vinasse in sugarcane crop: Effect on the soil and on productivity]. *Revista Brasileira Engenharia Agrícola Ambiental*, 18: 38-43, (In Portuguese).
- De Almeida, Jr. A.B., C.W.A. do Nascimento, M.F. Sorbral, F.B.V. da Silva and W.A. Gomes, 2011. Soil fertility and uptake of nutrients by sugarcane fertilized with filter cake. *Revista Brasileira Engenharia Agrícola Ambiental*, 15: 1004-1013.
- De Almeida Theodoro, V.C., R.J. Guimaraes and A.N.G. Mendes, 2007. [Performance of organic management in the nutrition and productivity of the coffee crop]. *Acta Scientiarum Agronomy*, 29: 631-638, (In Portuguese).
- De Barros, R.P., P.R.A. Vingas, T.L. da Silva, R.M. de Souza and L. Barbosa *et al.*, 2010. [Chemical changes in soils cultivated with sugarcane and addition of vinasse]. *Pesquisa Agropecuária Tropical*, 40: 341-346, (In Portuguese).
- De Fravet, P.R.F., R.A.B. Soares, R.M.Q. Lana, A.M.Q. Lana and G.H. Korndorfer, 2010. [Effect of filter cake doses and method of application on yield and technological quality of sugar cane ratoon]. *Ciencia Agrotecnologia*, 34: 618-624, (In Portuguese).
- Do Vale, D.W., R.D.M. Prado, C.C. Avalhaes and R.H. Hojo, 2011. [Macronutrients omission in the nutrition and growth of sugarcane grown in nutritious solution]. *Revista Brasileira de Ciências Agrárias*, 6: 189-196, (In Portuguese).
- Dos Santos, V.R., G.M. Filho, A.W. Albuquerque, J.P.V. da Costa, C.G. dos Santos and A.C.I. dos Santos, 2009. [Growth and yield of sugarcane under different phosphorus sources]. *Revista Brasileira Engenharia Agrícola Ambiental*, 13: 389-396, (In Portuguese).
- Duarte, Jr. J.B. and F.C. Coelho, 2008. [Sugarcane in a no-tillage system compared to the conventional system with and without manuring]. *Revista Brasileira Engenharia Agrícola Ambiental*, 12: 576-583, (In Portuguese).
- Embrapa-Empresa Brasileira de Pesquisa Agropecuária, 2006. [Brazilian System of Soils Classification]. 2nd Edn., Embrapa, Brazil, (In Portuguese).
- Jackson, M.L., 1965. *Soil Chemical Analysis*. Prentice Hall, Englewood, Cliffs New York, USA.
- Korndorfer, G., G. Vieira, J. Martins and L. Mathiesen, 1989. [Respond of the plant cane to different sources of phosphorus]. *Boletim Técnico Copersucar*, 45: 31-37, (In Portuguese).
- MAPA., 2003. [Brazilian federal law number 10.831]. Ministério da Agricultura Pecuária e Abastecimento, December 23, 2003, (In Portuguese).
- Malavolta, E., 1981. [Manual for Agriculture Chemistry and Fertilization]. 1st Edn., Editora Agronomica Ceres, Brazil, ISBN-13: 9788531800184, Pages: 596, (In Portuguese).
- Marques, M., F. Camilotti, T.A. Marques, L. Tasso Jr. and A. da Silva, 2005. [Sugarcane cultivated with sludge, vinasse and mineral fertilizer]. *Colloquium Agrariae*, 1: 43-49, (In Portuguese).
- Malavolta, E., G.C. Vitti and S.A. Oliveira, 1997. [Evaluation of the Nutritional State of Plants]. 1st Edn., Editora Ceres, Piracicaba, SP, Brazil, (In Portuguese).
- Miranda, J.M., M.V. Rigoni and F.T. Silveira, 2011. Association of crotalaria as green manures and mineral inproductivity of sugar cane. *Biosci. J.*, 27: 948-953.
- Orlando Filho, J. and E. Zambello Jr., 1977. [Leaf diagnosis of Cu, Fe, Mn and Zn in 16 cultivars of sugarcane (*Saccharum* sp) in different soil groups]. *Revista Brasil Acucareiro*, 90: 28-37, (In Portuguese).
- Orlando Filho, J. and H.P. Haag, 1976. [Nutritional state of N, P, K, Ca, Mg and S in 16 cultivars of sugarcane (*Saccharum* spp.) by leaves analysis]. *Revista Brasil Acucareiro*, 88: 11-27, (In Portuguese).
- Orlando Filho, J., E. Zambello Jr. and H.P. Haag, 1979. [Fe absorption by sugarcane in soils of the São Paulo State]. *Anais da ESALQ*, 36: 387-402, (In Portuguese).
- Orlando Filho, J., E. Zambello Jr. and H.P. Haag, 1980. [Absorption of Zn by sugarcane, cultivar CB 41-76, in tree soils of the São Paulo State]. *Revista Brasil Acucareiro*, 96: 21-30, (In Portuguese).
- Penso, J.S.A., J.M. Braga and J.T.L. Thiebaut, 1982. [Evaluation of solubility of Patos phosphate III-Mixture of cake filter and vinasse]. *Revista Ceres*, 29: 516-525, (In Portuguese).
- Prellwitz, W.P.V. and F.C. Coelho, 2011. [Productivity of stalks, leaf area index and N accumulation in sugarcane ratoon intercrops with *Crotalaria juncea* L.]. *Revista Ceres*, 58: 773-780, (In Portuguese).
- Raij, B.V., H. Cantarella, J.A. Quajjio and A.M.C. Furlani, 1996. [Recommendations for fertilization and liming for the state of São Paulo]. *Boletim Técnico 100*, Instituto Agronomico de Campinas, (In Portuguese).
- Rapassi, R.M.A., M.A.A. Tarsitano and A.C. Bolonhezi, 2009. [Technical and economic evaluation of sugar cane production systems in Western São Paulo State]. *Informações Econômicas*, 39: 11-21, (In Portuguese).
- Reis, Jr. R.A. and P.H. Monnerat, 2003. [DRIS norms validation for sugarcane crop]. *Pesquisa Agropecuária Brasileira*, 38: 379-385, (In Portuguese).

- Santos, D.H., C.S. Tirtan, J.S.S. Foloni and L.B. Fabris, 2010. [Sugarcane yield under fertilization with filter cake enriched with soluble phosphate]. *Pesquisa Agropecuaria Tropical*, 40: 454-461, (In Portuguese).
- Santos, D.H., M.A. Silva, C.S. Tirtan, J.S.S. Foloni and F.R. Echer, 2011. [Technological quality of sugarcane under fertilization with filter cake enriched with soluble phosphate]. *Revista Brasileira Engenharia Agricola Ambiental*, 15: 443-449.
- Santos, G.A., R.T.X. Sousa and G.H. Korndorfer, 2012. [Profitability depending on the use and agronomic efficiency of phosphate fertilizer applied in pre-planting of sugar]. *Biosci. J.*, 28: 846-851, (In Portuguese).
- Tu, C., F.J. Louws, N.G. Creamer, J.P. Mueller and C. Brownie *et al.*, 2006. Responses of soil microbial biomass and N availability to transition strategies from conventional to organic farming systems. *Agric. Ecosyst. Environ.*, 113: 206-215.