



Journal of Applied Sciences

ISSN 1812-5654

science
alert

ANSI*net*
an open access publisher
<http://ansinet.com>

Influence of Organic Waste Incorporation on Changes in Selected Soil Physical Properties During Drying of a Nigerian Alfisol

¹O.B. Aluko and ²D.J. Oyedele

¹Department of Agricultural Engineering, Obafemi Awolowo University, Ile-Ife, Nigeria

²Department of Soil Science, Obafemi Awolowo University, Ile-Ife, Nigeria

Abstract: Changes in the physical properties during the drying of soil as affected by incorporation of different levels of poultry waste were investigated on an alfisol under fallow at the Teaching and Research Farm of Obafemi Awolowo University, Ile-Ife, Nigeria. Bulk surface soil (0-150 mm depth) was air-dried and crushed to pass through a 4 mm mesh sieve, then moistened to 0.18 g g⁻¹ moisture before mixing with poultry waste at different rates of 0, 40 and 80 g kg⁻¹. Pre-determined quantities of soil were packed in cylindrical cores 76 mm in height and 36 mm in diameter to achieve a pre-determined bulk density. Batches of the soil samples were prepared in replicates for each rate of poultry waste mixture and subjected to drying regimes in the laboratory. At different drying regimes, replicates of the soil samples were subjected to axial compression at the strain rate of 2 mm min⁻¹ until failure occurred. The shrinkage index (ΔV) of the soil samples was also determined as the difference between the initial sample volume at preparation and the final sample volume after drying. The soil dry density (ρ_d) increased gradually with degree of drying, attaining a maximum value within the moisture content range 0.14-0.10 g g⁻¹ and then subsequently decreased gradually. The porosity (n) of the soil expectedly followed an inverse trend as ρ_d . The rate of poultry waste incorporation, however, had no significant effect on n and ρ_d . Poultry waste addition increased the soil's unconfined compressive strength (UCS) implying that poultry waste enhances the integrity of soil aggregates when subjected to stress. The soil's UCS also increased as the soil progressively dried out. A strong positive correlation ($r^2 = 0.80$) was obtained between soil moisture content and the shrinkage index (ΔV). The strength of the relationship however decreases with increased rate of poultry waste addition implying that poultry waste reduces the dependence of ΔV on moisture content. In general, the results indicate that poultry waste incorporation enhances the maintenance of the integrity of soil aggregates under compressive loads thereby improving the workability of the soil. Drying also increased the compressive strength of the soil.

Key words: Organic waste incorporation, soil physical properties, Nigerian alfisol, soil amendment, drying, workability

INTRODUCTION

The physical properties and mechanical strength of soil are very important in any arable crop production system as they control root growth and moisture and nutrient uptake in the root environment. From the tillage standpoint, the mechanical strength also determines the energy required for pulverisation and tillage formation. Tropical soils have weak structures, which are susceptible to degradation as a result of wetting, drying, compaction due to on-farm traffic and ill-timed tillage operations^[1-3]. The consequences of this degradation of structure include restricted permeability for water and air, mechanical impedance to root growth, constraints to soil workability and depletion of soil organic matter^[2-5]. Some cultural farming practices, for

example bush/vegetation burning, which are common features of many farming systems in Nigeria, further deplete the organic matter content of the soils^[5].

The importance of soil organic matter in binding individual soil particles into aggregates, increasing the stability of soil structure and enhancing soil fertility and quality is well attested to in the literature^[1,6-10]. The incorporation of organic soil amendments, along with some form of conservation tillage, is increasingly being recommended as a strategy for improving soil quality whilst minimising the undesirable effects of tillage and compaction^[4,11]. Rahimi *et al.*^[12] reported increases in soil strength as a result of increases in soil organic matter. The improvement and maintenance of soil carbon and soil structure is necessary for sustainable agricultural systems and protection of the soil resource^[5].

Whereas considerable work has been done on conservation tillage and soil management strategies for soils of temperate regions^[4,11,13], further research is still needed on structural changes in tropical soils during wetting and drying processes in order to develop strategies for interfering with these processes so as to reduce strength development and/or promote structural development^[14]. Indeed, such research constitutes an essential prerequisite to the development of suitable and sustainable management strategies for Nigerian soils. Very little information is available, for instance, on the effects of organic waste incorporation on changes in soil strength, structure and other physical properties during wetting and drying processes, which are characteristic of the natural environment of these soils.

This study reports an investigation into changes in soil properties during drying of a tropical Nigerian alfisol as affected by different levels of organic waste incorporation.

MATERIALS AND METHODS

Soil description and sample preparation: The soil for this study was collected from surface 0-150 mm on a 5-year natural bush fallow plot at the Obafemi Awolowo University Teaching and Research Farm, Ile-Ife, Nigeria. The average daily minimum temperature at the Obafemi Awolowo University Teaching and Research Farm ranged between 20 and 22°C and the average maximum temperature between 27°C and 35°C. The soil is classified at series level as low series^[15] and as Oxid Tropudalf by the USDA system^[16]. It was derived from granite and gneiss parent material. The texture of the surface 0-150 mm is loamy sand having 800 g kg⁻¹ sand, 50 g kg⁻¹ silt and 150 g kg⁻¹ clay, with organic matter content of 21 g kg⁻¹. Bulk surface soil from a depth of 0-150 mm was carefully collected with the aid of a hand shovel. The soil was air-dried and large clods were gently reduced to smaller fragments by hand. The air-dried soil was sieved using a 4 mm sieve to obtain a uniform grade and to remove foreign constituents such as roots and stones. Poultry waste was collected from the poultry section of the farm, air-dried and sieved using the same procedure as for the soil. The soil was then moistened to a moisture content of 0.18 g g⁻¹, using water spray jets. The moistened soil was then allowed to equilibrate for 48 h in sealed plastic containers. All soil moisture contents in this investigation were determined gravimetrically. Prior to sample preparation, different portions of the soil were mixed with 0, 40 and 80 g kg⁻¹ air-dried poultry waste, respectively. These were subsequently used in the preparation of different batches of soil test samples.

Cylindrical soil samples, each having a height of 76 mm and a diameter of 38 mm, were prepared in batches corresponding to the different levels of poultry waste treatment. The preparation of each sample entailed the compaction of a pre-determined quantity of soil to the diameter and height specified above using a cylindrical core sampler and a split mould. Each sample was thus prepared to the same initial dry density and porosity. Further treatments, measurements and testing were subsequently carried out on the prepared samples as described below.

Tests and measurements: For each batch, unconfined compression testing of soil samples was preceded by the drying of different samples to different moisture contents. Each sample was dried to a progressively lower soil moisture content than the preceding sample. After drying, each sample was weighed using an electronic balance and its dimensions (diameter and height) were carefully measured using a pair of vernier calipers. The sample was then subjected to a standard unconfined compression test using the triaxial test method and apparatus^[17]. The method, which is well known, consists of subjecting a cylindrical soil sample to an equal all round (spherical) pressure σ_3 and then loading the sample to failure by increasing the axial compressive load F_a on the sample. For unconfined compression tests, σ_3 is equal to 0. During each test, the sample was loaded at a constant strain rate of 2 mm min⁻¹ and the load applied and the axial strain were monitored up till the point of failure. Unconfined compression tests at each of the moisture contents were replicated thrice as were other measurements taken.

Gravimetrically determined moisture content data were used in conjunction with measured sample dimensions (diameter and height) and weight to calculate the dry bulk density in g cm⁻³ for each sample. Using the same data (i.e., moisture content and sample dimensions and weight) in conjunction with the specific gravity of solid soil particles G_s ($G_s = 2.65$), porosity n in cm³ cm⁻³ was calculated from standard soil mechanics phase relationships^[18]. The difference ΔV in cm³ between the initial sample volume at preparation and the final sample volume after drying was taken as the index of shrinkage. Unconfined compressive strength in N cm⁻² was calculated as the load at failure divided by the sample's cross-sectional area at failure A_f which was estimated as^[19]

$$A_f = A_o (1 - \epsilon_f) \quad (1)$$

where, A_o and ϵ_f represent initial cross-sectional area and axial strain at failure, respectively.

Statistical analyses: The data collected were subjected to statistical analyses, regression, namely t-test and analysis of variance with separation of means by both Duncan Multiple Range Test (DMRT) and LSD, using SAS software^[20]. All tests of significance were done at the 5% probability level.

RESULTS AND DISCUSSION

Treatment effects: The results indicate that although the level of poultry manure application had no significant effect on the soil's bulk density, porosity and strength, it significantly ($p=0.05$) affected the soil's shrinkage index. The pre-test soil moisture content however significantly ($p=0.01$) affected soil unconfined compressive strength and shrinkage index.

Soil porosity: The relationship between soil moisture content and porosity is shown in Fig. 1, where the porosity n of the soil is plotted as a function of soil moisture content for the different levels of poultry waste application. Figure 1 shows that in general, as the soil dries progressively from an initially wet state, the porosity at first decreases. It appears that at all three waste application levels, the porosity attains a minimum value in the moisture range 0.14-0.11 $g\ g^{-1}$. Further moisture loss beyond this range can be seen to lead to a gradual increase in porosity. The changes in soil porosity with moisture content shown in Fig. 1 agree with previous reports from studies carried out on temperate soils^[21]. The observed differences in the soil porosity at different drying stages was not statistically significant ($p = 0.05$). The levels of poultry waste incorporation also had no significant influence on the porosity of the soil.

Soil dry density: The soil dry density for the different levels of poultry waste application is shown plotted as a function of soil moisture content in Fig. 2. At any level of poultry waste application within the range studied, the soil dry density was initially observed to increase gradually as drying proceeded, attaining a maximum value within the moisture content range 0.14-0.10 $g\ g^{-1}$. Further drying of the soil resulted in a gradual decrease in the soil dry density. This trend agrees with that reported by Ayers and Perumpral^[22], Ohu^[23], Arvidsson^[24] and Ohu *et al.*^[25]. The initial increase in the soil dry density is due to a gradual increase in compactability as the soil dries out. The subsequent decrease in the dry density after attaining the maximum value can be accounted for by reduction in soil cohesion in the drier moisture range. Figure 2 shows that progressive increases in the amount

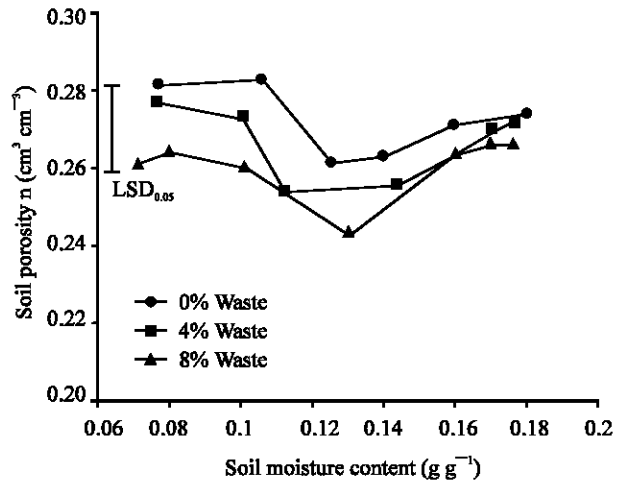


Fig. 1: Soil porosity n plotted against soil moisture content for different levels of poultry waste. The vertical bar represents the LSD value at 5% level of probability

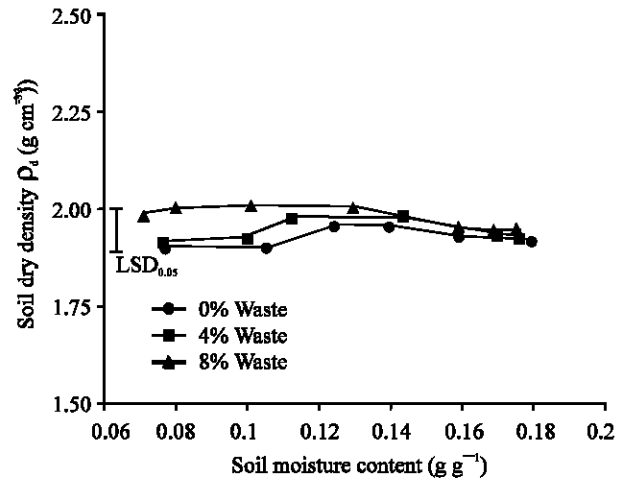


Fig. 2: Soil dry density ρ_d plotted against soil moisture content for different levels of poultry waste. The vertical bar represents the LSD value at 5% level of probability

of poultry waste applied produced corresponding increases in the value of the maximum dry density of this soil. Although the maximum dry density at all three waste application levels was attained within the moisture content range 0.14-0.10 $g\ g^{-1}$, the optimum moisture content decreased as the waste level increased (0.1248 $g\ g^{-1}$ at 0% waste level, 0.1124 $g\ g^{-1}$ at 4% waste level and 0.1013 $g\ g^{-1}$ at 8% waste level).

Unconfined compressive strength: There was a strong positive relationship ($r^2 = 0.85$) between the unconfined compressive strength of the soil and its moisture content

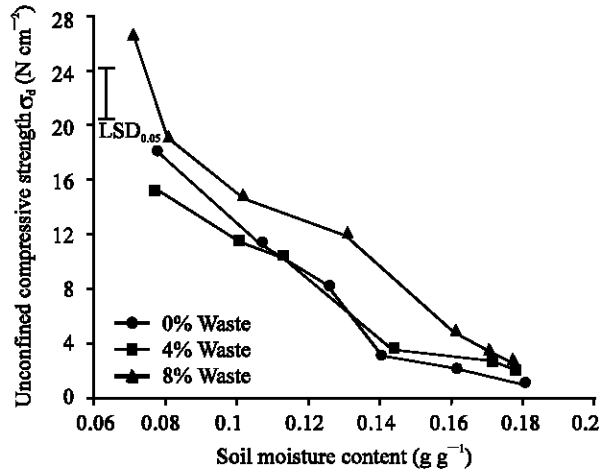


Fig. 3: Unconfined compressive strength σ_c plotted against soil moisture content for different levels of poultry waste. The vertical bar represents the LSD value at 5% level of probability

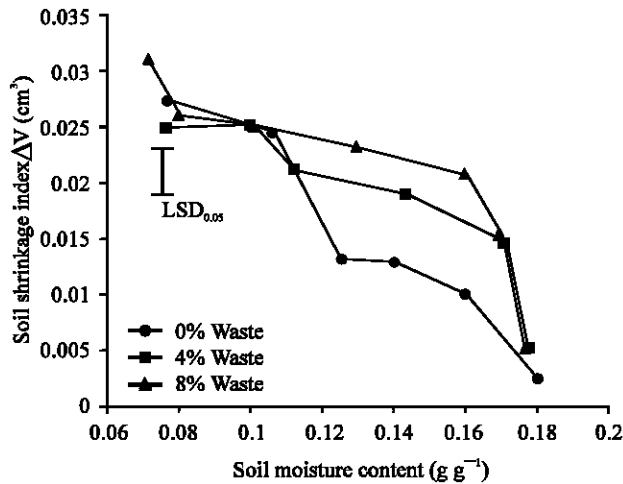


Fig. 4: Soil shrinkage index ΔV plotted against soil moisture content for different levels of poultry waste. The vertical bar represents the LSD value at 5% level of probability

(Table 1). The relationships between unconfined compressive strength (UCS) and moisture content at different levels of poultry waste incorporation are shown in Fig. 3. The plotted points represent the mean of three replicates at each moisture content. It can be seen that UCS generally increases with decreasing moisture content (i.e., as the soil dries). The initial rate of increase is gradual but generally becomes more pronounced in the lower moisture content range ($\leq 0.14 \text{ g g}^{-1}$). The trend of UCS in Fig. 3 is similar to that reported by Panayiotopoulos^[26]. Causarano^[27] and Aluko and Koolen^[28] have also reported similar trends for the tensile strength of some soils in temperate regions.

Table 1: Relationships between soil moisture content and selected physical properties

$$\text{UCS} = 35.69 + 201.5\theta_w \quad (r^2 = 0.85^{**})$$

$$\Delta V = 0.044 - 0.197\theta_w \quad (r^2 = 0.80^{**})$$

At different levels of poultry wastes (PW)

$$\Delta V = 0.1923 - 4.027\theta_w \quad (r^2 = 0.98) \quad \text{- at PW} = 0\%$$

$$\Delta V = 0.2167 - 4.6417\theta_w \quad (r^2 = 0.89) \quad \text{- at PW} = 4\%$$

$$\Delta V = 0.2216 - 4.76804\theta_w \quad (r^2 = 0.83) \quad \text{- at PW} = 8\%$$

UCS = unconfined compressive strength, ΔV = shrinkage index

θ_w = gravimetric soil moisture content

Figure 3 shows that the UCS of the soil increased as the level of poultry waste application was increased from 0 to 8%. This indicates that the application of poultry waste enhances the ability of the soil aggregates to maintain their integrity under increased compressive loads such as may result from human, animal and vehicular traffic. Simalenga and Have^[29] described a workable soil as one having sufficient compressive strength to withstand the weight of the machinery working on it. Applying this definition, increasing poultry waste application to the present soil enhances the workability of the soil.

Shrinkage characteristics: A strong negative relationship ($r^2 = 0.80$) was found to exist between shrinkage index and soil gravimetric moisture content (Table 1). The strength of this relationship, however, decreased with increased rate of poultry waste incorporation with r^2 ranging from 0.98 under 0% to 0.89 and 0.83 under the 4 and 8% rates of poultry waste incorporation, respectively. This implies a reduction in the dependence of the shrinkage index (ΔV) of the soil on moisture content with increased rate of poultry waste incorporation. The shrinkage characteristics of the soil are shown in Fig. 4, where the soil shrinkage index after drying is plotted as a function of soil moisture content for the different levels of poultry waste application. In general, the shrinkage index ΔV at the different levels of poultry waste application increased as the soil was progressively dried from a wet condition. In the intermediate soil moisture content range $0.17\text{--}0.13 \text{ g g}^{-1}$, it can be seen that ΔV increased with increasing amount of poultry waste application. In the drier ($< 0.13 \text{ g g}^{-1}$) and wetter ($> 0.17 \text{ g g}^{-1}$) moisture content ranges, respectively, however, the values of ΔV for the different levels of poultry waste application appear to converge.

CONCLUSION

The effect of poultry waste incorporation on changes in soil dry density, porosity, unconfined compressive strength and shrinkage index during drying of a Nigerian alfisol was investigated. The soil dry density initially increases as the degree of drying increases,

attaining a maximum value within the moisture content range of 0.14-0.10 g g⁻¹. Further drying beyond this moisture content range produces a gradual decrease in the soil dry density. The porosity of the soil, on the other hand follows an inverse trend to that of the soil dry density. Soil unconfined compressive strength increases significantly with the level of poultry waste incorporation and as the soil dries out. The shrinkage index of the soil increases with both the rate of poultry waste incorporation and the degree of drying. However, the incorporation of poultry waste reduced the influence of moisture content on the shrinkage index with progressive drying.

In general, the results indicate that poultry waste incorporation enhances the maintenance of the integrity of soil aggregates under compressive loads thereby improving the workability of the soil.

REFERENCES

1. Dutartre, P., F. Bartoli, F. Andreux, J.M. Portal and A. Ange, 1993. Influence of content and nature of organic matter on the structure of some sandy soils from West Africa. *Geoderma*, 56: 459-478.
2. Ley, G.J., C.E. Mullins and R. Lal, 1995. The potential restriction to root growth in structurally weak tropical soils. *Soil Tillage Res.*, 33: 133-142.
3. Soyelu, L.O., S.A. Ajayi, O.B. Aluko and M.A.B. Fakorede, 2001. Varietal differences in development of maize (*Zea mays* L.) seedlings on compacted soils. *Blackwell Wissenschafts-Verlag, Berlin, J. Agron. Crop Sci.*, 186: 157-166.
4. Carter, M.R., 1994. A review of conservation tillage strategies for humid temperate regions. *Soil Tillage Res.*, 31: 289-301.
5. Blair, N., 2000. Impact of cultivation and sugar-cane green trash management on carbon fractions and aggregate stability for a Chromic Luvisol in Queensland, Australia. *Soil Tillage Res.*, 55: 183-191.
6. Tisdall, J.M. and J.M. Oades, 1982. Organic matter and water-stable aggregates in soils. *J. Soil Sci.*, 33: 141-163.
7. Oades, J.M., 1984. Soil organic matter and structural stability: mechanisms and implications for management. *Plant Soil*, 76: 310-337.
8. Oades, J.M., 1993. The Role of Biology in the Formation, Stabilisation and Degradation of Soil Structure. In: L. Brussaard, M.J. Kooistra (Eds.), *Proceedings of the International Workshop on Methods of Research on Soil Structure/Soil Biota Interrelationships*, pp: 377-400.
9. Syers, J.K. and E.T. Craswell, 1995. Role of organic matter in sustainable agricultural systems. In: Lefroy, R.D.B., Blair, G.J., Craswell, E.T. (Eds.), *Soil Organic Matter Management for Sustainable Agriculture*. ACIAR Proceedings No. 56, Ubon, Thailand, August 24-26, 1994. ACIAR, Canberra, Australia, pp: 7-14.
10. Chaney, K. and R.S. Swift, 1984. The influence of organic matter on aggregate stability in some British soils. *J. Soil Sci.*, 35: 223-230.
11. Cannell, R.Q. and J.D. Hawes, 1994. Trends in tillage practices in relation to sustainable crop production with special reference to temperate climates. *Soil Tillage Res.*, 30: 245-282.
12. Rahimi, H., E. Pazira and F. Tajik, 2000. Effect of soil organic matter, electrical conductivity and sodium adsorption ratio on tensile strength of aggregates. *Soil Tillage Res.*, 54: 145-153.
13. Cassel, D.K. and M.G. Wagger, 1996. Residue management for irrigated maize grain and silage production. *Soil Tillage Res.*, 39: 101-114.
14. Mullins, C.E., D.A. MacLeod, K.H. Northcote, J.M. Tisdall and I.M. Young, 1990. Hardsetting soils: behaviour, occurrence and management. In: Lal, R., Stewart, B.A. (Eds.), *Soil Degradation. Advances in Soil Sci.*, 11: 37-108.
15. Ojanuga, A.G., 1975. Morphological, physical and chemical characteristics of Ife and Ondo areas. *Nigerian J. Sci.*, 9: 225-269.
16. Soil Survey Staff, 1992. *Keys to Soil Taxonomy*. 5th Edn. SMSS Technical Monograph No. 19. Pocahontas Press Blacksburg, Virginia.
17. Bishop, A.W. and D.J. Henkel, 1962. *The Measurement of Soil Properties in the Triaxial Test*. Arnold, London, pp: 228.
18. Craig, R.F., 1983. *Soil Mechanics*. 3rd Edn. Van Nostrand Reinhold (UK) Co. Ltd.
19. Koolen, A.J. and H. Kuipers, 1983. *Agricultural Soil Mechanics*. Springer-Verlag, Berlin, pp: 241.
20. SAS Institute, 1987. *SAS User's Guide: Statistics, Version 5*. SAS Institute, Cary, NC, USA.
21. Koolen, A.J., 1978. The influence of a soil compaction process on subsequent soil tillage processes. A new research method. *Neth. J. Agric. Sci.*, 26: 191-199.
22. Ayers, P.D. and J.V. Perumperal, 1982. Moisture and density effect on cone index. *Trans. ASAE*, 25: 169-172.
23. Ohu, J.O., 1985. Peatmos influence on strength, hydraulic characteristics and crop production of compacted soils. Ph.D. Thesis, Macdonald College, McGill University, pp: 227.

24. Arvidsson, J., 1998. Influence of soil texture and organic matter content on bulk density, air content, compression index and crop yield in field and laboratory compression experiment. *Soil Tillage Res.*, 49: 159-170.
25. Ohu, J.O., A.Y. Arku and E. Mamman, 2001. Modeling the effect of organic materials incorporated into soils before load applications from tractor traffic. *Ife J. Technol.*, 10: 9-18.
26. Panayiotopoulos, K.P., 1996. The effect of matric suction on stress-strain relation and strength of three Alfisols. *Soil Tillage Res.*, 39: 45-59.
27. Causarano, H., 1993. Factors affecting the tensile strength of soil aggregates. *Soil Tillage Res.*, 28: 15-25.
28. Aluko, O.B. and A.J. Koolen, 2000. The essential mechanics of capillary crumbling of structured agricultural soils. *Soil Tillage Res.*, 55: 117-126.
29. Simalenga, T.E. and H. Have, 1994. Predicting soil moisture status and suitable field workdays under tropical conditions. *Agricultural Mechanization in Asia, Africa and Latin America*, 25: 9-12.