



Journal of Applied Sciences

ISSN 1812-5654

science
alert

ANSI*net*
an open access publisher
<http://ansinet.com>

Vertical Seismic Isolation of Structures

M. Nekooei and M. Ziyaeifar
Structural Engineering Research Centre,
International Institute of Earthquake Engineering and Seismology,
P.O. Box 19395-3913, Tehran, Iran

Abstract: Mass isolation of structures is one of the new techniques in seismic design of structures that focuses on the mass of the structure as the main target for seismic isolation and reducing earthquake effects on buildings. In this study, the seismic behaviour of vertical mass isolated structures against the earthquake was studied. The analytical model used for this investigation is a dual mass-spring model which is an extended form of the three element Maxwell model. In this study, the ability of mass isolation techniques in reducing earthquake effects on buildings with two approaches, parametric and numerical approaches, was shown. In the parametric approach, by definition an isolation factor for structure and determination the dynamic characteristics of system, the relative optimum value of the isolator damping coefficient was obtained. The results provide an insight on role of relative stiffness and mass ratio of the two subsystems. Finally, in the numerical approach, the spectral responses of these structures due to the earthquake were investigated. The results show a noticeable decrease in earthquake input force to vertical mass isolated structures in comparison with non-isolated structures.

Key words: Seismic isolation, mass isolation, isolation factor, damping factor

INTRODUCTION

Most of the new techniques in seismic design of structures were based on changing the dynamic characteristics of buildings to receive less earthquake input force and energy and to dissipate the energy with lower damage and deformation in structural components of the system. One of the new techniques in seismic design of structures that has shown a great success in reducing earthquake effects on buildings, is base isolation. Using this technique that isolates the structure from its base, flexibility of structure in its dominant first mode of vibration increases and earthquake effects on building reduces (Fig. 1). In this approach increasing the flexibility and damping ratio of building is concentrated within an isolation layer located at the base of structure. However, widespread application of this technique in seismic design of structures is limited due to the problems associated with base isolation technology (Skinner *et al.*, 1993; Soong and Dargush, 1997).

To expand the application of isolation techniques it is proposed to focus on the mass of the structure as the main target for isolation. Mass isolation focuses on mass

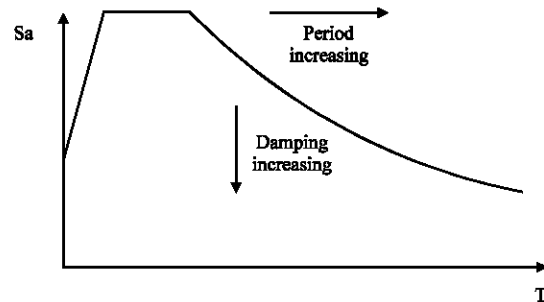


Fig. 1: Isolation concepts

as the primary concern for isolation (Ziyaeifar and Noguchi, 1998). This view point is general and can seamlessly describe different seismic isolation techniques (Ziyaeifar, 2002). For example, base isolation can be considered as a subordinate notion deriving from the idea of mass isolation where, the whole mass of the system is indispensably isolated not from the ground, but from the high stiffness of the system through the flexibility of isolators (Fig. 2a, b).

A more desirable approach in mass isolation would be a technique in which lateral stiffness of the system is not abruptly affected by isolation. In building structures

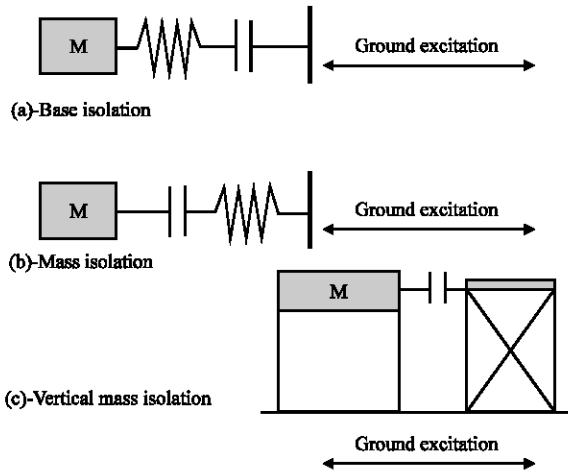


Fig. 2: Isolation techniques (a) base isolation (b) mass isolation and (c) vertical mass isolation

an isolation technique based on this idea requires the horizontal component of mass to be isolated from the lateral stiffness of structure. Figure 2c schematically shows one example of this technique in which the mass of the system, attached to a low stiffness-supporting frame, is connected to a stiff braced frame as the lateral stiffness of the system through an isolation mechanism. Here, the isolation device is not subjected to the weight of building and its prominent role is to reduce the level of force and displacement on the mass supporting frame (Ziyaeifar and Tavousi, 2005).

In this study, the ability of this technique, entitled as vertical mass isolation, in reducing earthquake effects on buildings with two approaches, parametric and numerical approaches, is studied.

ANALYTICAL MODEL

Vertical mass isolated structures are assumed to be consisted of two subsystems. Mass subsystem possesses low lateral stiffness but carries the major part of mass of the system. Stiffness subsystem, however, controls the deformation of the mass subsystem and attributes with much higher stiffness. The isolator layer is, therefore, located in between the mass and the stiffness subsystems and assumed to be a viscous damper layer. Figure 3 schematically shows the analytical model for non-isolated structure and vertical mass isolated structure. The parameters m , k and c , respectively the mass, the stiffness and the viscous damping coefficients of non-isolated structure model. The parameters m_1 , k_1 and c_1 are respectively the mass, the stiffness and the viscous damping coefficients of the mass subsystem and

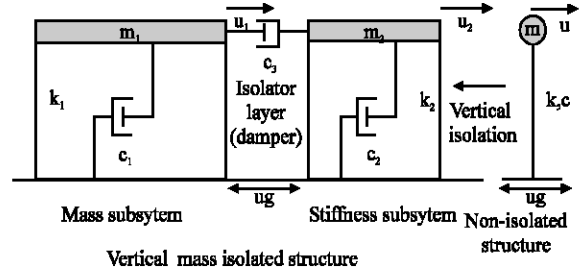


Fig. 3: Analytical model

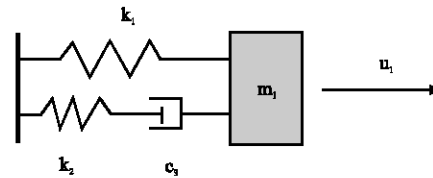


Fig. 4: Maxwell three element model

the parameters m_2 , k_2 and c_2 are, respectively the mass, the stiffness and the viscous damping coefficients of the stiffness subsystem in vertical mass isolated structure model.

The analytical model, used for vertical mass isolated structure, is a dual mass-spring model which is an extended form of the Maxwell three element model that is a well-known model for non-classically damped systems (Kurino *et al.*, 2003; Ziyaeifar, 2005). If the parameters c_1 , c_2 and m_2 are negligible in this model (Fig. 3), this model is converted to the Maxwell three element model (Fig. 4).

The governing differential equations for a vertical mass isolated structure as shown in Fig. 3 under earthquake excitation are given by:

$$m_1 \ddot{u}_1 + c_1 \dot{u}_1 + k_1 u_1 + c_3 (\dot{u}_1 - \dot{u}_2) = -m_1 \ddot{u}_g \quad (1)$$

$$m_2 \ddot{u}_2 + c_2 \dot{u}_2 + k_2 u_2 + c_3 (\dot{u}_2 - \dot{u}_1) = -m_2 \ddot{u}_g \quad (2)$$

The displacement of the ground is denoted by u_g , the relative displacement of the mass subsystem by u_1 and the relative displacement of the stiffness subsystem by u_2 (Fig. 3). These equations can be written in matrix form:

$$[M] \{\ddot{U}\} + [C] \{\dot{U}\} + [K] \{U\} = - [M] \{1\} \ddot{u}_g \quad (3)$$

by introducing the following notations:

$$[M] = \begin{bmatrix} m_1 & 0 \\ 0 & m_2 \end{bmatrix} \quad (4)$$

$$[C] = \begin{bmatrix} (c_1 + c_3) & -c_3 \\ -c_3 & (c_2 + c_3) \end{bmatrix} \quad (5)$$

$$[K] = \begin{bmatrix} k_1 & 0 \\ 0 & k_2 \end{bmatrix} \quad (6)$$

$$\{U\} = \begin{bmatrix} u_1 \\ u_2 \end{bmatrix} \quad (7)$$

where, [M],[C] and [K] are respectively the mass, the stiffness and the damping matrices and {U} is the displacement vector for the vertical mass isolated structure. Caughey and O’Kelly (1965) have shown that if the damping matrix of the system satisfies the identity:

$$[C] [M]^{-1} [K] = [K] [M]^{-1} [C] \quad (8)$$

the natural modes are real-valued and equal to those of the associated undamped system. Equation (4-6) do not satisfy the Caughey-O’Kelly condition (1965) (Eq. 8). Such systems that do not satisfy the Caughey-O’Kelly condition (1965), generally have complex-valued natural modes and are said to be non-classically damped systems (Veletsos and Ventura, 1986). Their response can be evaluated by a generalization of the modal superposition method due to Foss (1958) and Singh and Ghafory-Ashtiani (1986).

The system of second order differential Eq. (3) without earthquake excitation can be reduced to the following first order system:

$$[A]\{z\} + [B]\{z\} = \{0\} \quad (9)$$

in which [A], [B] and {z} are given by:

$$[A] = \begin{bmatrix} [0] [M] \\ [M] [C] \end{bmatrix}, [B] = \begin{bmatrix} -[M] [0] \\ [0] [K] \end{bmatrix}, \{z\} = \begin{Bmatrix} \dot{U} \\ U \end{Bmatrix} \quad (10)$$

The solution of the Eq. (9) can be taken as:

$$\{z\} = \{Z\} e^{rt} \quad (11)$$

where, r is a characteristic value and {Z} is the associated characteristic vector. The lower elements of {Z} represent the desired modal displacements and the upper elements represent the corresponding modal velocities; i.e.,

$$\{Z\} = \begin{Bmatrix} r\{\psi\} \\ \{\psi\} \end{Bmatrix} \quad (12)$$

Substituting Eq. 11 into the Eq. 9, one obtains the characteristic value problem defined by:

$$r[A]\{Z\} + [B]\{Z\} = \{0\} \quad (13)$$

Let r_j and \bar{r}_j be a pair of characteristic values defined by:

$$\left. \begin{matrix} r_j \\ \bar{r}_j \end{matrix} \right\} = -q_j \pm ip_j \quad \text{and} \quad \left. \begin{matrix} \{\psi_j\} \\ \{\bar{\psi}_j\} \end{matrix} \right\} = \{\phi_j\} \pm i\{\chi_j\} \quad (14)$$

be the associated characteristic vectors. Let w_j be the modulus of r_j , i.e.,

$$w_j = \sqrt{(q_j^2 + p_j^2)} \quad \text{and} \quad \xi_j = \frac{q_j}{w_j} \quad (15)$$

Equation (14) and (15) are the same as those governing the characteristic roots of a viscously damped SDF system with an undamped circular natural frequency w_j and a damping factor ξ_j (Veletsos and Ventura, 1986).

PARAMETRIC APPROACH

In this approach, by definition an isolation factor for structure and determination the dynamic characteristics of system, the relative optimum value of the isolator damping coefficient is obtained. Substituting Eq. 1 in 2 without earthquake excitation gives:

$$\begin{aligned} & (m_1 m_2)^{(4)} u_1 + [m_1(c_3 + c_2) + m_2(c_3 + c_1)] \\ & u_1 + [m_1 k_2 + m_2 k_1 + (c_3 + c_1)(c_3 + c_2) - c_3^2] \\ & u_1 + [k_1(c_3 + c_2) + k_2(c_3 + c_1)]^{(1)} u_1 + (k_1 k_2) u_1 = 0 \end{aligned} \quad (16)$$

The solution of the Eq. (16) can be taken as:

$$u_1 = Ae^{st} \quad (17)$$

where, s is a characteristic value. Substituting Eq. 17 into the Eq. 16, one obtains the characteristic value problem defined by:

$$\begin{aligned} & (m_1 m_2) S^4 + [m_1(c_3 + c_2) + m_2(c_3 + c_1)] \\ & S^3 + [m_1 k_2 + m_2 k_1 + (c_3 + c_1)(c_3 + c_2) - c_3^2] \\ & S^2 + [k_1(c_3 + c_2) + k_2(c_3 + c_1)] S + (k_1 k_2) = 0 \end{aligned} \quad (18)$$

If the parameters c_1, c_2 are negligible, Eq.18 gives:

$$(m_1 m_2)S^4 + c_3(m_1 + m_2)S^3 + (m_1 k_2 + m_2 k_1)S^2 + c_3(k_1 + k_2)S + (k_1 k_2) = 0 \quad (19)$$

This equation can be written in form (Nekooei and Ziyaeifar, 2008):

$$\left(S^2 + \frac{1}{2} \left[\frac{c_3}{m} \left(\frac{1+\alpha}{\alpha} \right) - \sqrt{\frac{c_3^2}{m^2} \left(\frac{1+\alpha}{\alpha} \right)^2 - 4 \frac{k}{m} \left(\frac{1-\alpha}{\sqrt{\alpha}} \right)^2} \right] S + \frac{k}{m} \right) \times \left(S^2 + \frac{1}{2} \left[\frac{c_3}{m} \left(\frac{1+\alpha}{\alpha} \right) + \sqrt{\frac{c_3^2}{m^2} \left(\frac{1+\alpha}{\alpha} \right)^2 - 4 \frac{k}{m} \left(\frac{1-\alpha}{\sqrt{\alpha}} \right)^2} \right] S + \frac{k}{m} \right) = 0 \quad (20)$$

by introducing the following notations,

$$m_2 = \alpha m_1 \text{ and } k_1 = \alpha k_2 \quad (21)$$

$$m = m_1 + m_2 \text{ and } k = k_1 + k_2 \quad (22)$$

where, α is an isolation factor. Generally, two isolation factors can be defined, the mass isolation factor α_m and the stiffness isolation factor α_s . Here, these are supposed the same for simplifying. Also m and k are the mass and the stiffness of non-isolated structure (Fig. 3).

Equation (20) shows that if the value of c_3 , viscous damping coefficient of isolator layer (Fig. 3), is equal to:

$$c_{opt} = 2 \frac{(1-\alpha)}{(1+\alpha)^2} \sqrt{\alpha} m w \quad (23)$$

the circular natural frequencies of both modes of system are equal to:

$$w = \sqrt{\frac{k}{m}} \quad (24)$$

where, w is the circular natural frequency of non-isolated structure and the damping factor of the main mode of system is maximum and is equal to:

$$\zeta_{max} = \frac{(1-\alpha)}{2\sqrt{\alpha}} \quad (25)$$

The variation of modal periods and damping factors due to the variation of viscous damping coefficient of isolator layer are shown in (Fig. 5-6) for $\alpha = 0.2$. In Fig. 5 and 6, T

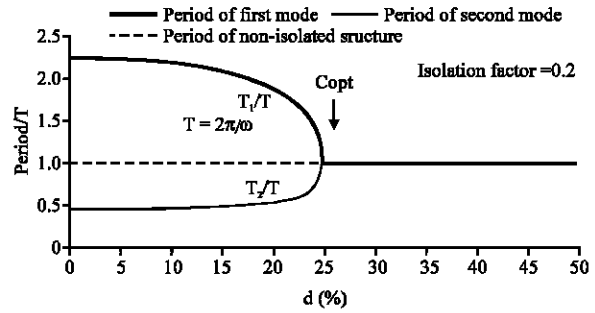


Fig. 5: Variation of modal periods versus damping factor of isolator layer

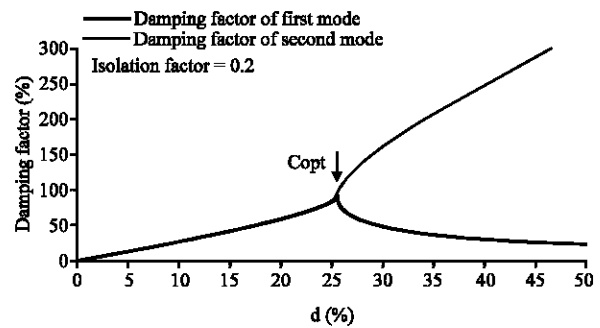


Fig. 6: Variation of modal damping factors versus damping factor of isolator layer

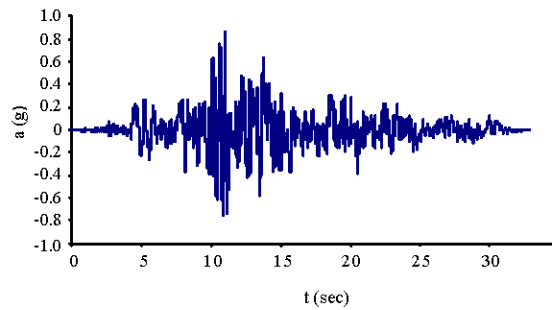


Fig. 7: Acceleration history of Tabas earthquake (1978, Iran)

is the period of non-isolated structure and d is a damping factor related to c_3 , viscous damping coefficient of isolator layer, defined by:

$$d = \frac{c_3}{2mw} \quad (26)$$

NUMERICAL APPROACH

In this approach, the spectral responses of non-isolated structure and vertical mass isolated structure due to Tabas earthquake (Fig. 7) are studied. The periods of

Table 1: The ratio of the spectral responses of vertical mass isolated structures to the spectral responses of non-isolated structures

T (sec)	$\alpha = 0.1$	
	Displacement ratio	Force ratio
0.5	0.93	0.25
1.0	1.71	0.40
2.0	1.26	0.40
3.0	1.26	0.54

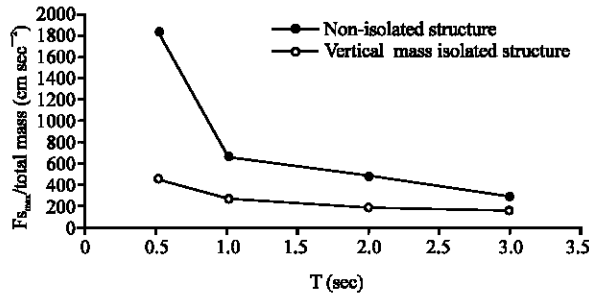


Fig. 8: Comparison of spectral values of base shear forces from non-isolated structures and vertical mass isolated structures

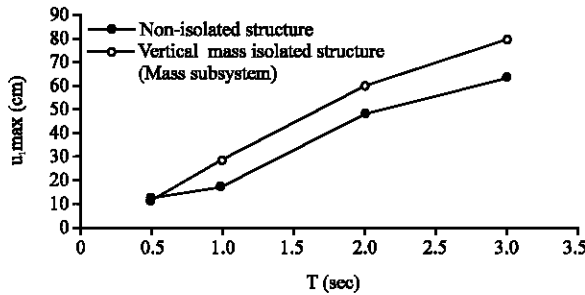


Fig. 9: Comparison of spectral values of displacements from non-isolated structures and the mass subsystem of vertical mass isolated structures

structures considered for this study are, respectively 0.5, 1.0, 2.0 and 3.0 sec. The isolation factor used for vertical mass isolated structures is equal to 0.1 ($\alpha = 0.1$). Also the damping factor of non-isolated structure is equal to 0.05 (SDF5%) and the value of c_3 , viscous damping coefficient of isolator layer, for vertical mass isolated structures is equal to C_{opt} (Eq. 23). The comparison of the spectral responses of non-isolated structure and vertical mass isolated structure are shown in Fig. 8, 9 and Table 1. The results show a noticeable decrease in earthquake input force to vertical mass isolated structures in comparison with non-isolated structures and also show more decreasing for vertical mass isolated structures with low periods.

CONCLUSION

Mass isolation is an intuition that attempts to rationalize the concept of vibration isolation by emphasizing on the mass as the main target for isolation. Using this approach, the main part of the mass of the system can be shifted to the zone of lower force and energy in the earthquake spectrum. This method also increases damping capability of the system to a relative optimum level without using complicated technologies. Vertical mass isolation technique, proposed in this study, demonstrates practicality of this approach in building structures and numerical examples represent its effectiveness in reducing earthquake effects in a variety of buildings. The potential of vertical mass isolation in seismic retrofit is also promising. Additional study is also required on the semi-active control systems, as well as low-power active control systems, to improve the performance of this technique.

REFERENCES

- Caughey, T.K. and M.E.J. O'Kelly, 1965. Classical normal modes in damped linear dynamic systems. *J. Applied Mech.*, 32: 583-588.
- Foss, K.A., 1958. Coordinates which uncouple the equations of motion of damped linear dynamic systems. *J. Applied Mech.*, 25: 361-364.
- Kurino, H., J. Tagami, K. Shimizi and T. Kobori, 2003. Switching oil damper with built-in controller for structural control. *J. Struct.l Eng.*, 129: 895-904.
- Nekooei, M. and M. Ziyaeifar, 2008. Seismic behaviour of vertical mass isolated structures. *Seismic Engineering Conference Commemorating the 1908 Messina and Reggio Calabria Earthquake, July 2008, Reggio Calabria, Italy*, pp: 1449-1458.
- Singh, M.P. and M. Ghafory-Ashtiany, 1986. Modal time history analysis of non-classically damped structures for seismic motions. *Earthquake Eng. Struct. Dyn.*, 14: 133-146.
- Skinner, R.I., W.H. Robinson and G.H. McVerry, 1993. *An Introduction to Seismic Isolation*. 1st Edn., John Wiley and Sons, New York, ISBN-13: 978-0471934332.
- Soong, T.T. and GF. Dargush, 1997. *Passive Energy Dissipation Systems in Structural Engineering*. 1st Edn., John Wiley and Sons, New York, ISBN 0-471-96821-8.
- Veletsos A.S. and C.E. Ventura, 1986. Modal analysis of Non-classical damped linear systems. *Earthquake Eng. Struct. Dyn.*, 14: 217-243.

- Ziyaeifar, M. and H. Noguchi, 1998. Partial mass isolation in tall buildings. *Earthquake Eng. Struct. Dyn.*, 27: 49-65.
- Ziyaeifar, M., 2002. Mass isolation, concept and techniques. *Eur. Earthquake Eng.*, 16: 43-55.
- Ziyaeifar, M., 2005. Interaction study of train-bridge-track systems using Maxwell model. *Vehicle Syst. Dyn.*, 43: 771-794.
- Ziyaeifar, M. and Sh. Tavousi, 2005. Mass participation in non-classical mass isolated systems. *Asian J. Civil Eng. (Building Housing)*, 6: 273-301.