



Journal of Applied Sciences

ISSN 1812-5654

science
alert

ANSI*net*
an open access publisher
<http://ansinet.com>

Synthesis and Characterization of Manganese Carboxylates

^{1,3}Maryudi, ¹R.M. Yunus, ¹A.H. Nour and ²M.H. Abidin

¹Faculty of Chemical and Natural Resources Engineering, Universiti Malaysia Pahang,
Lebuh Raya Tun Razak 26300 Gambang, Kuantan, Pahang, Malaysia

²Research Management Institute (RMI), Universiti Teknologi MARA (UiTM), 40450 Shah Alam, Malaysia

³Department of Chemical Engineering, University of Ahmad Dahlan, Yogyakarta 55164, Indonesia

Abstract: The explorations of prodegradant additives for plastics from trans-metals organic salts have been being conducted. This study reports a method of synthesis of manganese carboxylates and their characterization. The new method involves reaction between molten carboxylic acid with sodium hydroxide in alcoholic solution to produce sodium carboxylate and continued by reacting sodium carboxylate with chloride salt of manganese. First reaction and second reaction were conducted at 80-85°C and under perfect agitation. Second reaction took place well in the low concentration of manganese chloride, about 0.25 M or less. Manganese carboxylates (manganese laurate, manganese palmitate, manganese stearate) densities are 0.376, 0.227 and 0.201 g cm⁻³, respectively. Their onset melting points are 104.95, 111.27 and 114.69°C, respectively, obtained by Differential Scanning Calorimeter (DSC) test. Thermogravimetric Analyzer (TGA) test have been done on manganese carboxylates to investigate their thermal stabilities. The results obtained in this study have exposed the capacity of manganese carboxylates stability at processing temperature of polyethylene. It was also found that manganese carboxylates were insoluble in water, ethanol, acetone, n-hexane, cyclohexane, benzene and toluene.

Key words: Pro-degradant additives, plastics, thermal stability, manganese, carboxylates

INTRODUCTION

Live without plastic is rather hard to imagine. In everyday activities we rely on plastic items such as milk jugs, eyeglasses, telephones, nylons, automobiles and videotapes. The steady growth of plastics sales reflects the ability of plastics products to fulfill an increasing number of consumer demands (Lokensgard, 2004). The world's annual production of polymer resins has experienced a steady growth since the beginning of the century, with growth predicted way into the 21st century close to 1.5 million tons per year in 2000 (Osswald and Menges, 2003). Total resin consumption in Malaysia increased by 8% from 1.6 million MT in 2004 to 1.72 million MT in 2005, of which about 65% were polyolefins (PE and PP). Plastics production systematically increases, thus also plastics waste amount grows (Bajer *et al.*, 2007).

The municipal solid waste stream in the U.S. totals nearly 160 metric tons per year and consists of about 7-11% by weight of post-consumer plastics (Andrady *et al.*, 1993). The increasing utilization of plastics has also caused concern to the role of plastics in environmental pollution. The growing environmental

concern has made plastics a target of much criticism due to their lack of degradability (Albertson *et al.*, 1992; Lokensgard, 2004).

Therefore, degradable plastics will be important issue to reduce plastics waste amount. Many researches have been done to obtain methods which can improve degradability of plastics.

However, the large amounts of plastics ending up in the waste stream, has resulted in a trend towards manufacture and development of plastics with accelerated degradation. Some methods are used to accelerate the degradation process are the addition of transition metal pro-oxidants or carbon monoxide polymer, both of which are designed to catalyse photo degradation and thermal degradation times (Barr and Kumarakulasinghe-UNI, 1994).

Additives and compound are usually tested using TGA and DSC to obtain their thermal stabilities and melting points (Xia *et al.*, 2006; Rimez *et al.*, 2008). Additives must have thermal stability at the processing temperature of resin.

This study reports the study of synthesis method of manganese by reacting sodium carboxylates and

manganese chloride. This study also attempts to investigate characteristics of manganese carboxylates.

MATERIALS AND METHODS

Materials: Manganese chloride tetrahydrate (System), sodium hydroxide, lauric acid, palmitic acid and stearic acid (Merck), ethanol (industrial grade), acetone, n-hexane (R and M Chemicals), cyclohexane, benzene (Merck) and toluene (System) were used without any treatments. Deionized water was used for all processes.

Synthesis of manganese carboxylates: Manganese carboxylates were synthesized in the same manner with synthesis of cobalt (II) linolenat, cobalt (II) oleat. Cobalt (II) linolenat and cobalt (II) oleat could be produced by metathesis reaction of cobalt salt solutions and the sodium salt of the organic acid as reported in by Grant (1991).

Manganese carboxylates, namely manganese laurate, manganese palmitate and manganese stearate, were synthesized through two steps of reactions. First step, carboxylic acids (lauric acid, palmitic acid and stearic acid) were reacted with sodium hydroxide to produce sodium carboxylates (sodium laurate, sodium palmitate and sodium stearate).

These reactions took place in liquid phase at 80-85°C. Carboxylic acids were melted and added gradually with sodium hydroxide 0.25 M under agitation for 1 h. The amount of carboxylic acids and sodium hydroxide were reacted in stoichiometric ratio. Perfect agitation was needed to reach a complete reaction.

The second steps, sodium carboxylates (sodium laurate, sodium palmitate and sodium stearate) were reacted with manganese chloride to produce manganese carboxylates (manganese laurate, manganese palmitate and manganese stearate). The synthesis of manganese carboxylates were conducted by adding manganese chloride hexahydrate solution 0.20 M into the product of first step reaction which contains sodium carboxylates. Manganese chloride solution was added gradually. The reaction temperature was maintained at 80-85°C, with continuous stirring. The solid produced in second step was filtered and washed with hot water to separate sodium chloride. Finally, the solid was dried in the oven at 60°C for 2 h.

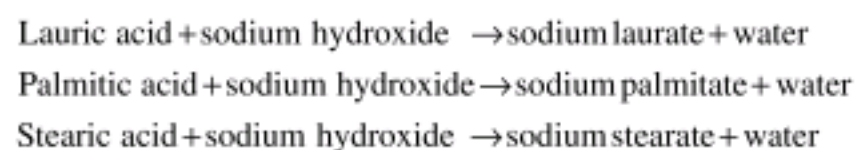
Characterization of manganese carboxylates: The characterization comprises bulk density, solubility, melting point and degradation temperature. Bulk density test was done using volumetric cylinder. The cylinder was filled with the sample. The excess material on top of the

measuring cylinder was scraped off. The sample and the cylinder were then weighed and bulk density was determined by calculating the weight divided by volume. The solubility was tested in various solvents. The solvents used were ethanol, n-hexane, cyclohexane, acetone, benzene and toluene.

Evaluation of degradation temperatures were done using Thermogravimetric Analyzer (TGA) Q500 from TA Instruments, in N₂ atmosphere, ramp method, heating rate 20°C min⁻¹ and final temperature 1000°C (Bajer *et al.*, 2007; Rimez *et al.*, 2008). Melting points were investigated using Differential Scanning Calorimeter (DSC) Q1000 from TA Instruments, in N₂ atmosphere, at heating rate 10°C min⁻¹ and temperature range 30-200°C.

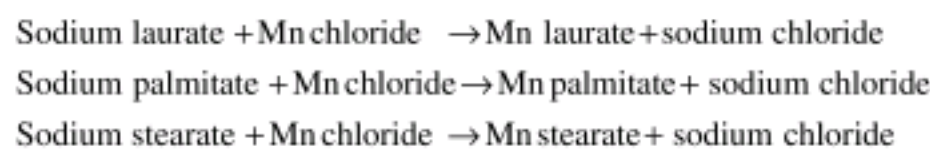
RESULTS AND DISCUSSION

Synthesis of manganese carboxylates: Synthesis of manganese carboxylates comprises two steps of reactions. The first step is to produce sodium carboxylates through the reactions which can be stated below:



In this reaction, temperature must be controlled at 80-85°C. The lower temperature would make reaction take place slowly, since the melting point of carboxylic (lauric, palmitic and stearic) acids are quite high, in the range 44-69°C. The higher temperature which closes to boiling point of mixture would cause formation of foam. Perfect agitation was needed to ensure mixture in well-mixed condition.

The second reaction could be written as follow:



In the second reaction, manganese carboxylates which were produced in solid phase, would form suspension and became hard to be stirred. The low concentration of manganese chloride was favorable since reaction would take place well in low concentration. The low concentration of manganese chloride would make the ratio between solid and liquid low. Thus, mixing process would run well and complete reaction could be reached. Temperature was also kept at 80-85°C. The higher temperature would initiate flock formation.

Characterization of manganese carboxylates

Bulk density: Densities of manganese carboxylates are reported in Table 1. All of manganese carboxylates are in the form of powder and have very low density.

Solubility: The solubility of manganese carboxylates in several solvents have been investigated in several types of solvents namely ethanol, n-hexane, cyclohexane, acetone, benzene and toluene. All manganese carboxylates were insoluble in water and also in all other solvents used. All manganese carboxylates exhibited same property in solubility.

Thermal stability: Thermal stability of manganese carboxylates were investigated using Thermogravimetric Analyzers (TGA). Degradation temperature could be determined from extreme decrease of weight during heating process. It was shown by steep slope of the curve in TGA test result. The initial and final temperatures of degradation were also obtained from the TGA test result. The results of TGA tests of manganese carboxylates were presented in Fig. 1-3, respectively. The melting points of manganese carboxylates were depicted in Table 2.

Manganese carboxylates lost more than 80% of their weight during degradation process. The maximum

Table 1: Densities of manganese carboxylates

Components	Density (g cm ⁻³)
Manganese laurate	0.376
Manganese palmitate	0.227
Manganese stearate	0.201

Table 2: Degradation temperatures of manganese carboxylates

Components	Degradation temperature (°C)		
	T _{initial}	T _{maximum}	T _{final}
Manganese laurate	287.35	320.08	340.30
Manganese palmitate	304.85	335.13	345.01
Manganese stearate	312.56	348.68	358.33

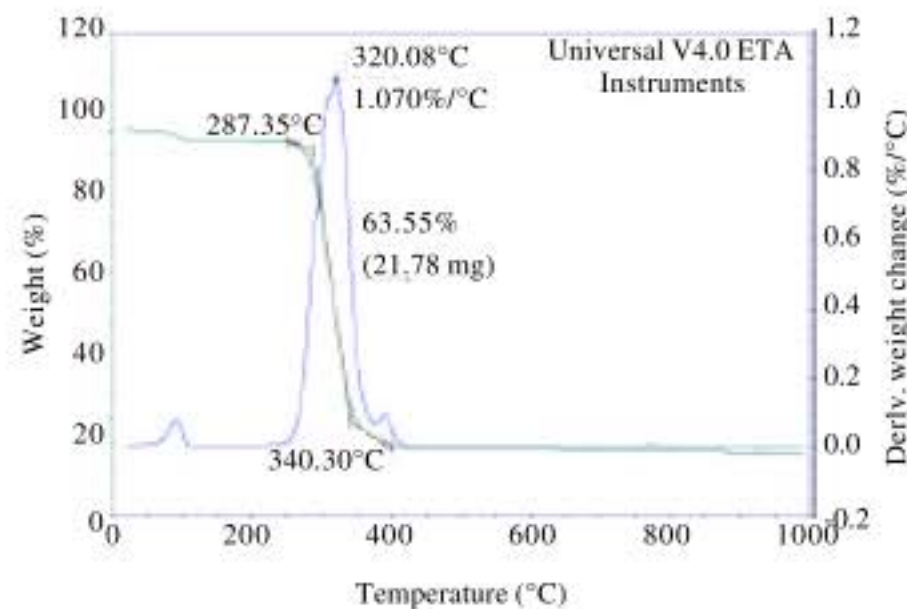


Fig. 1: TGA and its derivative curve of manganese laurate

degradation point could also be obtained from Fig. 1-3. The maximum degradation points were determined from the peaks of curves of relations between derivative weight change and temperature. TGA test results revealed a single step degradation of all manganese carboxylates.

The degradation temperatures of manganese carboxylates increase with increasing their chains length, from manganese laurate, manganese palmitate and manganese stearate, respectively. The temperatures of maximum degradation also increase in the same manner. The comparisons of degradation temperatures of manganese carboxylates were shown in Fig. 4 and 5.

In aging studies for polymeric materials, the decrease in the decomposition and melting temperatures is associated with shorter polymeric chains and a lower thermal stability of the material as reported by Colom *et al.* (2003). It seems similar to phenomenon happened to manganese carboxylates. The shorter chains of manganese carboxylates give the lower thermal stability.

Manganese laurate starts to degrade at temperature 287.35°C. Manganese palmitate and stearate have higher degradation temperatures than manganese laurate. Mixing

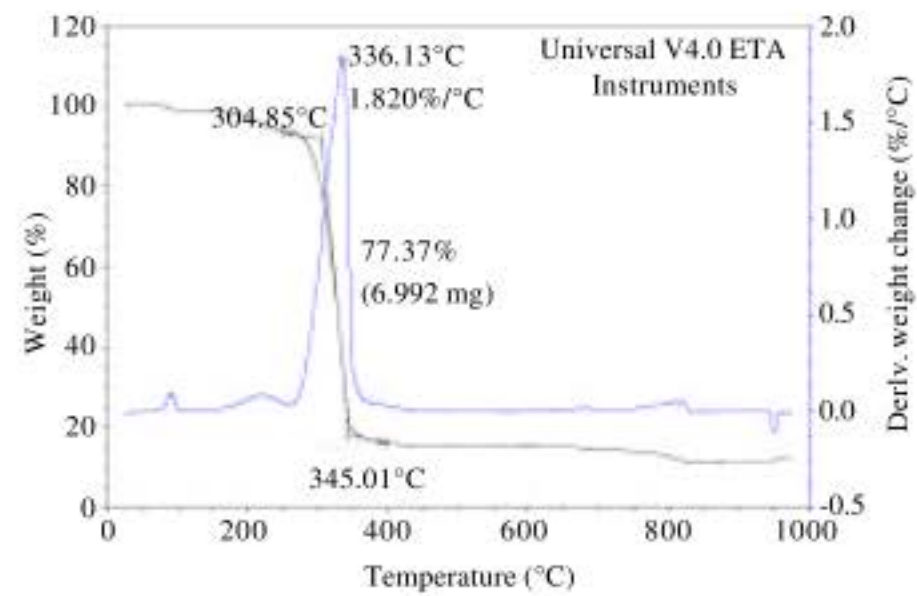


Fig. 2: TGA and its derivative curve of manganese palmitate

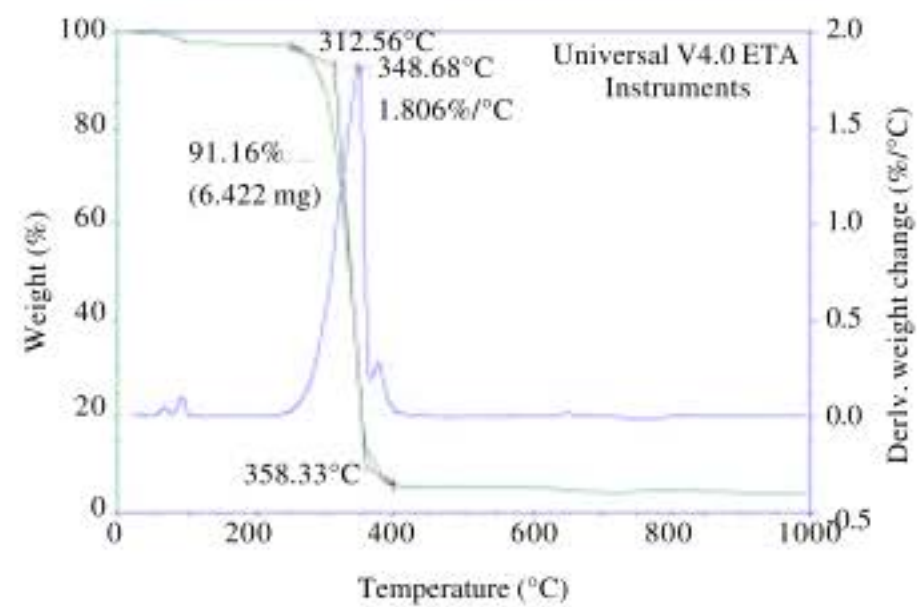


Fig. 3: TGA and its derivative curve of manganese stearate

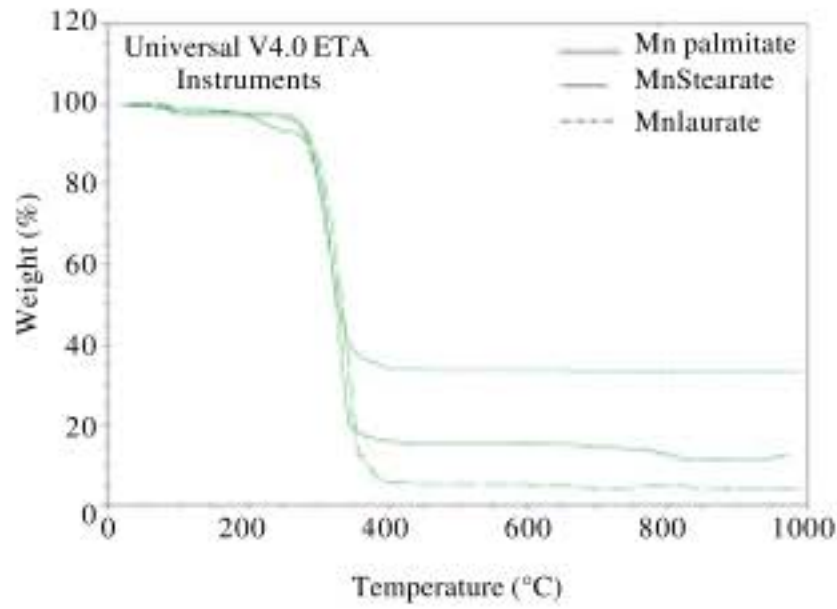


Fig. 4: Comparison of the TGA curves of manganese carboxylates

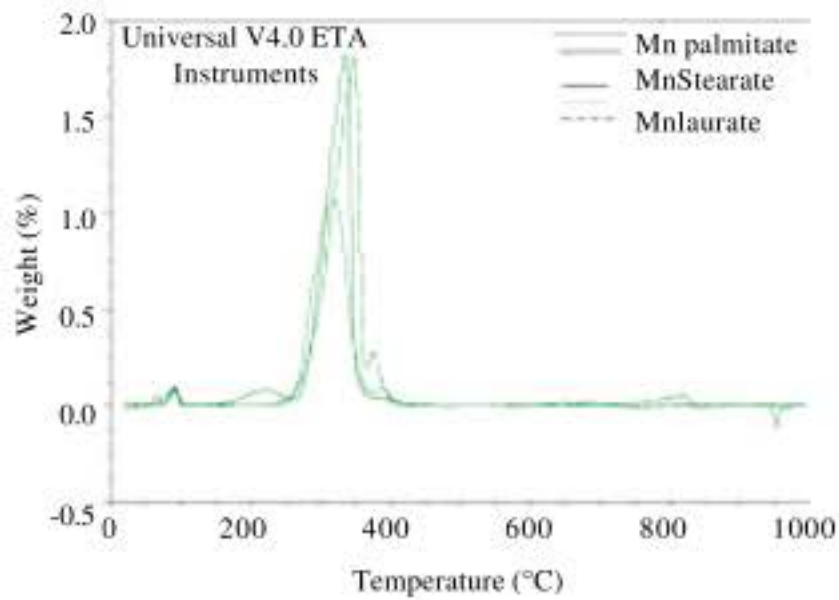


Fig. 5: Comparison of the TGA derivative curves of manganese carboxylates

of additives and polyethylene are usually performed at temperature around 170-190°C (Albertson *et al.*, 1992; Bikiaris *et al.*, 1997; Xia *et al.*, 2006; Bajer *et al.*, 2007). It means that all manganese carboxylates have good thermal stability, especially in application for polyethylene, since the temperature of polyethylene processing is much lower than their degradation temperatures.

Melting point: Tests have been done using Differential Scanning Calorimeters (DSC) to determine melting point of manganese carboxylates. The DSC test results can be seen in Fig. 6-8.

The melting points of manganese laurate, manganese palmitate and manganese stearate were determined from the peak of endothermic melting transition. In the calorimetric study performed by DSC, the melting onset temperature (T_o) and the melting peak temperature (T_p) of material could be obtained as reported by Colom *et al.* (2003). Melting points of manganese carboxylates were summarized as listed in Table 3 below.

Melting points of manganese carboxylates increased with increasing carbon chain length of carboxylates. The

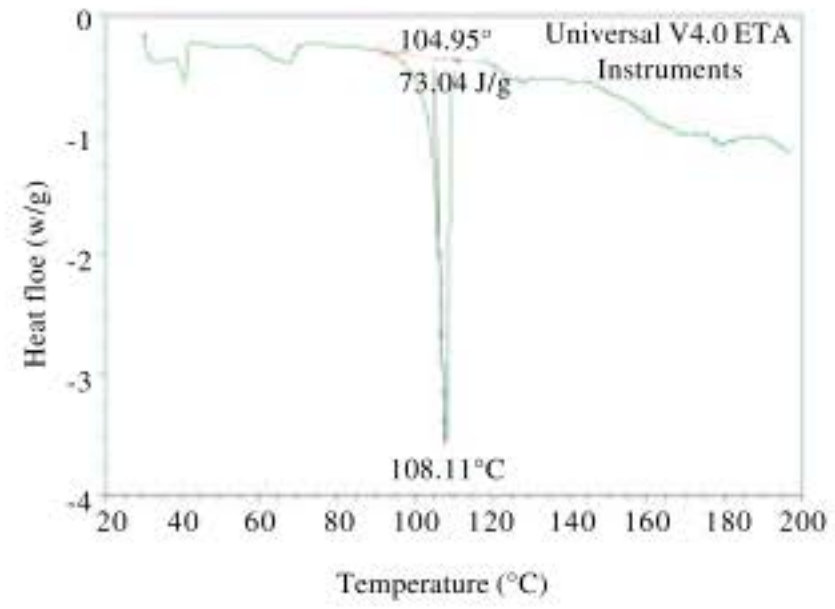


Fig. 6: DSC curve of manganese laurate

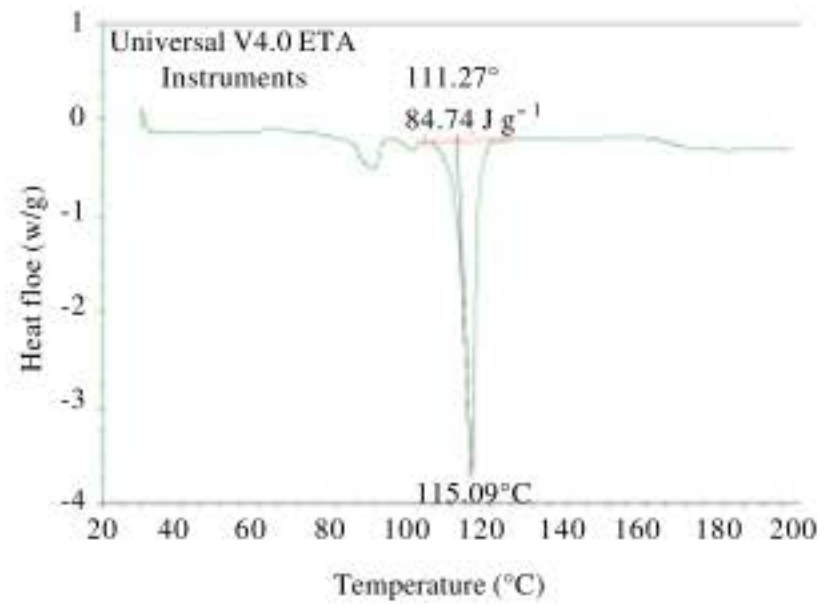


Fig. 7: DSC curve of manganese palmitate

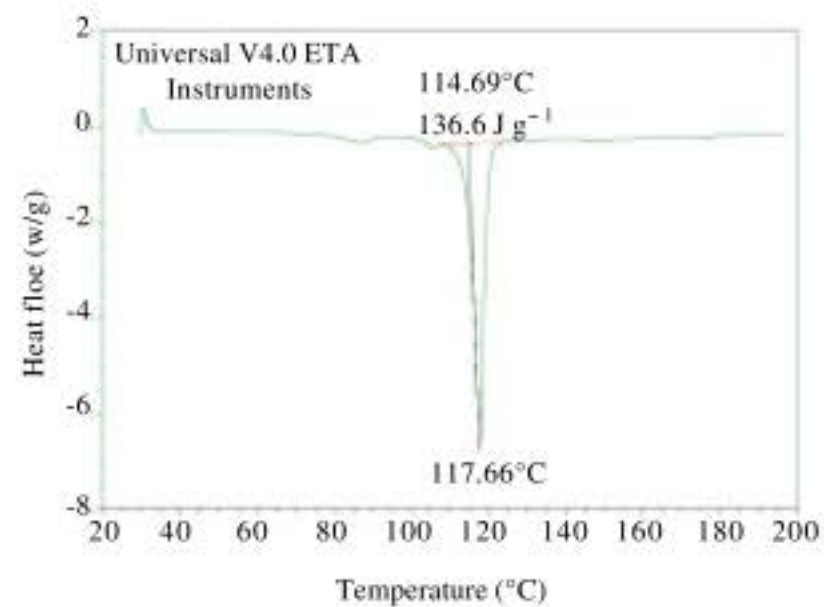


Fig. 8: DSC curve of manganese stearate

Components	Melting point (°C)	
	T_o	T_p
Manganese laurate	104.95	108.11
Manganese palmitate	111.27	115.09
Manganese stearate	114.69	117.66

increase of melting points is not linear as increasing chain length. As discussed in section of thermal stability, melting points of manganese carboxylates show the

similar behavior with polymeric material. The shorter chains of manganese carboxylates give the lower melting point.

CONCLUSION

Synthesis of manganese carboxylates can be conducted through reaction of sodium carboxylates and cobalt chloride. Thermal stabilities of manganese carboxylates increase with increasing the length of carbon chain, as indicated by temperature of degradation. Manganese carboxylates also have thermal stability at temperature of polyethylene processing. The melting points of manganese carboxylates also increase with increasing the length of carbon chain.

ACKNOWLEDGMENT

Authors would like to thank to Universiti Malaysia Pahang, Ministry of Higher Education for providing financial support through GRS grant.

REFERENCES

Albertson, A.C., C. Barenstedt and S. Karlsson, 1992. Susceptibility of enhanced environmentally degradable polyethylene to thermal and photo-oxidation. *Polymer Degradation Stability*, 37: 163-171.

Andrady, A.L., J.E. Pegram and S. Nakatsuka, 1993. Studies on enhanced degradable plastics: 1. The geographic variability in outdoor lifetimes of enhanced photodegradable polyethylenes. *J. Environ. Polymer Degradation*, 1: 31-43.

Bajer, K., H. Kaczmarek, J. Dzwonkowski, A. Stasiak and D. Oldak, 2007. Photochemical and thermal stability of degradable PE/Paper waste composites obtained by extrusion. *J. Applied Polymer Sci.*, 103: 2197-2206.

Barr, S.A. and Kumarakulasinghe-UNI, 1994. Modeling the thermal oxidative degradation kinetics of polyethylene film containing metal pro-oxidants. *Polymer*, 35: 995-1003.

Bikiaris, D., J. Prinios and C. Panayiotou, 1997. Effect of methyl methacrylate-butadiene-styrene copolymer on the thermooxidation and biodegradation of LDPE/plasticized starch blends. *Polymer Degradation Stability*, 58: 215-228.

Colom, X., J. Canavate, J.J. Sunol, P. Pages, J. Saurina and F. Carrasco, 2003. Natural and artificial aging of polypropylene-polyethylene copolymers. *J. Applied Polymer Sci.*, 87: 1685-1692.

Grant, M.H., 1991. *Encyclopedia of Chemical Technology*. Vol. 8, Wiley, USA.

Lokensgard, E., 2004. *Industrial Plastics: Theory and Applications*. Thomson Delmar Learning, New York.

Osswald, T.A. and G. Menges, 2003. *Materials Science of Polymers for Engineers*. 2nd Edn., Hanser Gardner Publications Inc., USA.

Rimez, B., H. Rahier, G.A. Van, T. Artoos, M. Biesemans and B.M. Van, 2008. The thermal degradation of poly(vinyl acetate) and poly(ethylene-co-vinyl acetate), Part I: Experimental study of the degradation mechanism. *Polymer Degradation Stability*, 93: 800-810.

Xia, X., S. Cai and C. Xie, 2006. Preparation, structure and thermal stability of Cu/LDPE nanocomposites. *Mater. Chem. Phys.*, 95: 122-129.