

<http://www.pjbs.org>

PJBS

ISSN 1028-8880

**Pakistan
Journal of Biological Sciences**

ANSI*net*

Asian Network for Scientific Information
308 Lasani Town, Sargodha Road, Faisalabad - Pakistan

Management of *Helicoverpa armigera* (Hübner) on Cotton by Host Plant Resistance and Sowing Time

¹Ghulam Mustafa, ¹Abida Nasreen, ²Muhammad Ashfaq and ³Qaiser Ali

¹University College of Agriculture, Bahauddin Zikrya University, Multan, Pakistan

²University of Agriculture, Faisalabad, Pakistan

³Department of Agricultural Extension, Government of Punjab, Pakistan

Abstract: Experiments were conducted to record the larval population and damage caused by *Helicoverpa armigera* on four cotton cultivars viz., NIAB-krishma (V₁), FH-900 (V₂), CIM-446 (V₃) and BH-118 (V₄), sown on four different dates, viz., 25-April (D₁), 10-May (D₂), 25-May (D₃) and 9-June (D₄). Mean population and damage caused by the larvae of first generation of *H. armigera* was non significant for all the cultivars. While, it was found significant, when recorded in relation to sowing dates. Interaction between plant genotype and sowing dates showed that early planting dates supported the high larval population and percent fruit injury by *H. armigera* on each of the cultivar.

Key words: Cotton, *Helicoverpa armigera*, resistance

INTRODUCTION

Cotton (*Gossypium hirsutum* L.) is the main cash crop of Pakistan, which contributes substantially to the national income. It accounts for 11.7% of value added in agriculture and about 2.9% of GDP^[1]. Cotton produces the most important textile fiber in the world. In addition to providing raw material to the local textile industry, the lint cotton is a major export item. The oil extracted from cottonseed accounts for 55% of the total edible oil production in the country^[2]. Cottonseed cake, an important by product, is a valuable source of feed for cattle and cotton sticks are used for fuel purposes. About 25% of country's population is directly or indirectly engaged in cotton production. It is the main source of employment for millions of people at farms, ginning factories, textile mills, edible oil and ghee industries^[3]. Some ninety countries from around the globe produce cotton; USA., China and Pakistan provide over half of the world's cotton^[4].

Pakistan is the third largest producer of cotton lint after China and USA.^[4] Pakistan has made progress by increasing yield up to 641 kg ha⁻¹ in 1999-2000^[3]. Still the yield per hectare is less than other cotton producing countries. Cotton was cultivated on an area of 2.79 million ha with a lint production of 10.2 million bales during 2002-2003^[1].

One of the main reasons for lower yield of cotton is insect pests, causing 30-40% yield loss^[5]. The importance

of cotton as a cash crop in Pakistan is impaired by the problems of low yields. Insect pest attack is the major problem, affecting yield^[6]. One of the main reasons for low yield in our country is unawareness of a majority of our small farmers from modern farming practices and pest management techniques^[7]. The unawareness of farmers is also due to poor extension services^[6].

Cotton insect pest complex is divided into two categories; sucking insect pests and chewing insect pests or bollworms. Important sucking insect pests are *Bemisia tabaci* (Gennadius) (Homoptera:Aleyrodidae), *Amsasca biguttula biguttula* (Ishida) (Homoptera:Cicadellidae) and *Thrips tabaci* Lindeman (Thysanoptera:Thripidae). The Bollworm complex includes *Pectinophora gossypiella* (Saunders) (Lepidoptera:Gelechiidae), *Helicoverpa armigera* (Hübner) (Lepidoptera:Noctuidae), *Earias vitella* (Fabricius) (Lepidoptera:Arctidae) and *E. insulana* (Boisduval) (Lepidoptera:Arctidae)^[8].

The bollworms feed on fruiting as well as non fruiting parts of cotton plant resulting in considerable losses both in quality as well as in quantity that caused 30-40% reduction in yield of seed cotton^[9]. Bollworms, importantly *P. gossypiella*, *E. vitella*, *E. insulana* and *H. armigera* cause 30-40% loss in yield^[9]. *H. armigera* is the most important pest of cotton^[10].

H. armigera is a major pest on a wide range of crops in Europe, Africa, Asia and Australia^[11]. *Helicoverpa* management relies predominantly on use of insecticides.

Some progress had been made towards biologically oriented pest management approach, including use of resistant varieties, parasites, predators, pathogens and selective insecticides. Using singly, none of these components is very effective^[12].

Helicoverpa armigera is a key pest of agriculture and horticulture in Pakistan^[13]. Key factors contributing to the pest status of *H. armigera* are its polyphagy, mobility, diapause and high fecundity. Application of pesticides is an important part in pest management for cotton. However, in response to environmental and public safety concerns, alternative pest management strategies viz., date of sowing, host plant resistance and conservation of bio-control agents are being focused.

In Pakistan, no remarkable work has been reported on the management of *H. armigera* with special reference of new genotypes of cotton and sowing date. Thus the proposed study was carried out to find out the effect of sowing date and plant genotype on the management of population of *H. armigera* (H.) in cotton.

MATERIALS AND METHODS

Four cotton cultivars, NIAB-krishma (V₁), FH-900 (V₂), CIM-446 (V₃) and BH-118 (V₄) were sown on four sowing dates, viz., 25-April (D₁), 10-May (D₂), 25-May (D₃) and 9-June (D₄) in 2003. The experiments were carried out on Khokhar farm, Shujah Abad Road, Multan.

Sixteen treatment combinations, viz., D₁V₁, D₁V₂, D₁V₃, D₁V₄, D₂V₁, D₂V₂, D₂V₃, D₂V₄, D₃V₁, D₃V₂, D₃V₃, D₃V₄, D₄V₁, D₄V₂, D₄V₃ and D₄V₄ were formed. The experiments were laid out, in three replications, in a Randomized Complete Block arrangement. An area of 66x90 m² was divided into 48 sub plots of size 8x14 m², each. There was a water channel running along south side of the experimental area. Sub channels for water supply were made in center of each block, to irrigate each treatment plot independently.

The cotton seeds were delinted by H₂SO₄. The crop was planted on raised beds by dibbling manually. Planting geometry for each treatment was followed as prescribed by the relative research organization. Other crop management practices were followed as per recommendations of the Department of Agriculture Extension, Government of Punjab, Pakistan.

Population of *H. armigera* larvae on each treatment was observed from 20 plants selected randomly. Upper half of each plant was thoroughly examined for the presence of larvae. The data was tabulated as number of larvae per plant. Damage of the pest to cotton was recorded in terms of injury to cotton fruits. The data for damage was presented as percentage of total fruiting bodies. The data regarding the mean population levels of

the pest and the fruit injury were analyzed statistically, for the significance of main effects of sowing time as well as cotton cultivars and for interaction between the two.

RESULTS AND DISCUSSION

Host plant resistance

Population of larvae: The mean numbers of larvae per plant on the various cultivars viz., V₁, V₂, V₃, V₄, were 0.1, 0.08, 0.1 and 0.1167, respectively. Analysis of variance for the mean at (F = 0.15, p = 0.93) and individual confidence of intervals 95% for means based on pooled standard deviation 0.1074 revealed the non-significant differences among the means. The plot for main effects (Fig. 1) of cotton genotype showed no differences among the mean values.

Percent damage: The means of percent fruit injury caused by first generation of *H. armigera* on cotton, observed on 7-July viz., 9.566, 7.31, 8.49 and 7.19 for V₁, V₂, V₃ and V₄ in a respective order, were found non-significant (F = 0.29, p = 0.832) for the effects of cotton genotype. All the treatments regarding cotton varieties were statistically similar (CI 95%, Pooled St. Dev. 7.419). The plot for main effects (Fig. 2) showed the mean numbers in a graphical manner.

The four cultivars, such as, NIAB-krishma, FH-900, CIM-446 and BH-118 were found to be statistically non-significant for the mean number of larvae per plant as well as for the mean percent damage of fruiting bodies, at early flowering stage of cotton. A numerical comparison However, showed less population (0.08 larvae/plant) on FH-900, which agrees with the findings of Rehman *et al.*^[14], who stated that the infestation of *H. armigera* was high on VH-53 followed with that on NIAB-krishma and FH-900. Similarly,

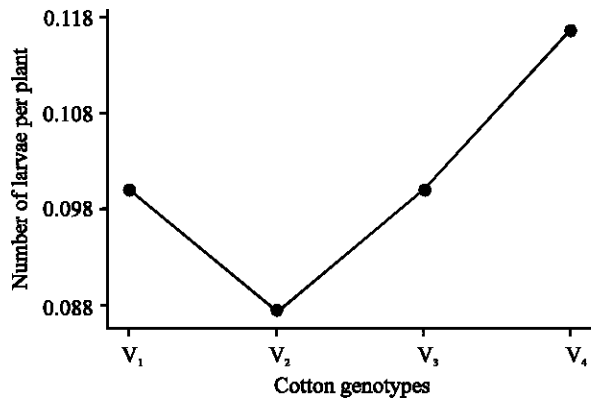


Fig. 1: Plot for main effects of plant genotype (V), on population of first generation of *Helicoverpa armigera* (Hubner) on cotton

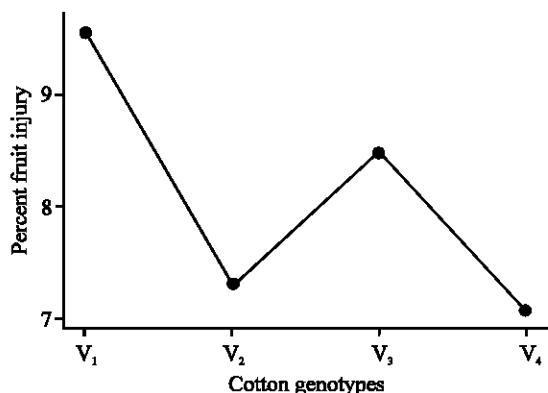


Fig. 2: Plot for main effects of plant genotype (V), on mean percent fruit injury caused by *Helicoverpa armigera* (Hubner) on cotton

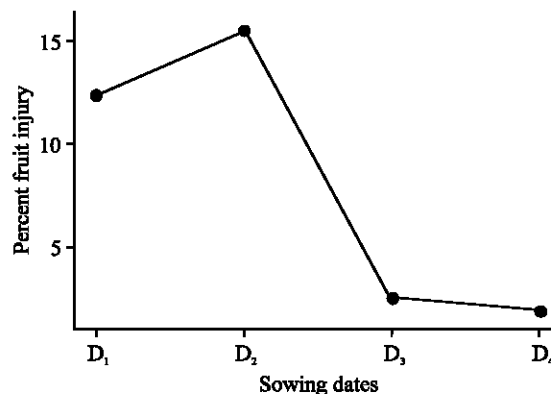


Fig. 4: Plot for main effects of sowing time (D) on mean percent fruit injury caused by *Helicoverpa armigera* (Hubner) on cotton

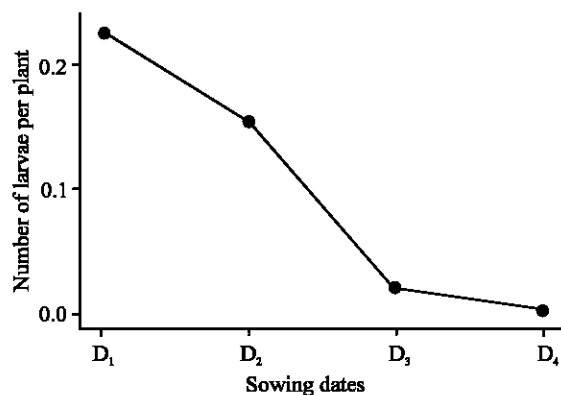


Fig. 3: Plot for main effects of sowing time (D) on population of first generation of *Helicoverpa armigera* (Hubner) on cotton

Alteration of sowing time

Population of larvae: The mean populations of larvae in relation to sowing dates D₁, D₂, D₃ and D₄ were 0.23, 0.15, 0.021 and 0.0042, respectively. These mean values were plotted in Fig. 3, showing main effects of the treatments. The highest number of larvae (0.225 larvae/plant) was recorded in D₁, followed by D₂ (0.15 larvae/plant), then the lowest D₃ (0.021 larvae/plant) and D₄ (0.0042 larvae per plant). The differences among the treatment means were significant at F=57.34 and p = 0.000. Analysis of variance showed that D₄ and D₃ were statistically similar and received the lowest population (0.0042 and 0.021, respectively) of the pest, whereas D₂ (0.15417) and D₁ (0.225) were relatively high and significantly different at CI 95% and pooled SD 0.0487.

Ahmed *et al.*^[15] inferred from the results of their studies that FH-901 was more susceptible to bollworm complex and that FH-900, emerged as, however, comparatively resistant variety to the bollworms.

A numerical comparison of the population of larvae per plant with the resultant injury to the respective cultivars showed that the highest population of larvae (0.12 larvae/plant) was observed on V₄ (BH-118), where fruit injury (7.19%) found was the lowest. The population of larvae on V₁ (NIAB-krishma) and on V₃ (CIM-446), was at same level (0.1 larvae per plant), whereas the injury observed was highest in V₁, i.e., 9.56%. The highest results can be attributed to the bearing behavior of the cultivars and the spatial distribution of fruiting bodies on the plant. V₄ started bearing late, whereas, V₁ was early bearing cultivar. The cotton plants which had more fruiting bodies, suffered more injury.

Percent damage: The means of percent fruit injury recorded in the various sowing date in treatments viz., D₁, D₂, D₃ and D₄, were 12.40, 15.52, 2.57 and 1.94, respectively. Plots for main effects of the sowing times (Fig. 4) represented the highest mean level of percent fruit injury (15.52%) achieved in D₂ and the lowest were D₃ (2.47%) and D₄ (1.94). Analysis of variance for the means at F= 34.65 and p = 0.00, revealed the significant difference among the treatment effects. Individual 95% confidence of intervals for the means based on pooled St. Dev. 4.171, stated that with the highest percent fruit injury (12.4 and 2.57%), D₁ and D₂ were statistically similar, while the percent damages recorded in D₃ and D₄, were low and non-significant. It was noted that the percent injury due to the pest was high in the cotton crops sown on 25-April and 10-May.

The results were in accordance with the findings of Zhen Wang *et al.*^[16] who found significant effects of

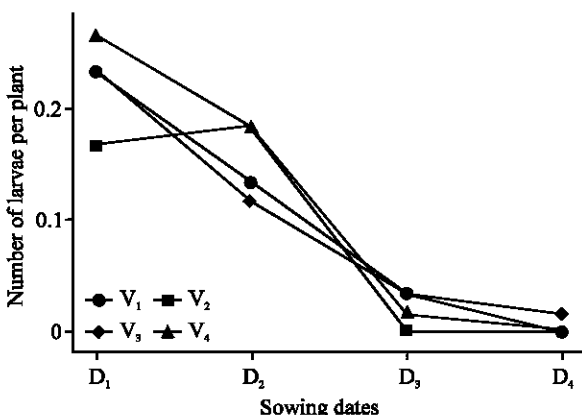


Fig. 5: Plot for interaction between plant genotypes and the sowing time for mean population of 1st generation of *Helicoverpa armigera* on cotton

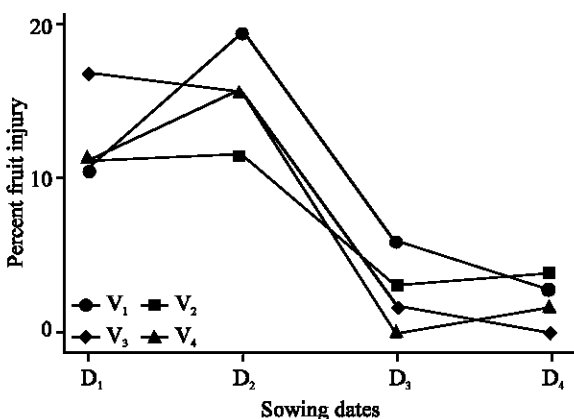


Fig. 6: Plot for interaction between plant genotypes and the sowing time for mean percent fruit injury caused by the 1st generation of *Helicoverpa armigera* on cotton

sowing dates on the infestation of *H. armigera*, at early crop stage. The higher infestation and injury to the crops, sown early, may be attributed to the higher number of total fruiting bodies per plant, which made cotton plants more attractive. The well-developed plant canopy provided more shelter to the pest from predation and desiccation. The availability of good quality food in abundance on an early sown plant, gave a better support to the pest population that may have reduced the natural mortality of the young larvae.

Interaction between plant genotype and planting time

Population of larvae: Interaction between plant genotype and the planting date were studied. The level of interaction viz., D₁V₁, D₁V₂, D₁V₃, D₁V₄, D₂V₁, D₂V₂, D₂V₃, D₂V₄, D₃V₁, D₃V₂, D₃V₃, D₃V₄, D₄V₁, D₄V₂, D₄V₃ and D₄V₄ gave rise the mean numbers of the pest per plant

presented graphically (Fig. 5). It showed that all cultivars at some earlier planting date were supporting the high population. Pest population per plant on the D₃ and D₄ remained the lowest having 2.57 and 1.94 larvae per plant. The mean pest population for the earlier planting dates (D₁ and D₂) was found varying from cultivar to cultivar, that tended to be at same level for the later sowing dates 25-May and 9-June. Analysis of variance for the means, revealed the interaction between plant genotype and planting time was significant with F = 12.44 at p = 0.00. It further stated that individual 95% confidence intervals based on pooled St. Dev. 0.048, the treatment combinations with D₃ and D₄ for all cultivars under test were non-significantly different from each other. The treatment combination D₁V₄ received the highest population (0.25), followed by D₁V₁ and D₁V₃ having mean population 0.23 larvae per plant.

Percent damage: Interaction between plant genotype and the planting date were studied. The level of interaction viz., D₁V₁, D₁V₂, D₁V₃, D₁V₄, D₂V₁, D₂V₂, D₂V₃, D₂V₄, D₃V₁, D₃V₂, D₃V₃, D₃V₄, D₄V₁, D₄V₂, D₄V₃ and D₄V₄ gave rise the mean percent injury caused by the pest, which presented graphically (Fig. 6). It showed that the level of damage to the different cultivars was found varying largely on 2nd sowing date D₂. All the cultivars, on D₃ and D₄ received minimum percent fruit loss. Analysis of variance for the means revealed that the interaction between plant genotypes and planting times was significant with F = 7.92 at p = 0.000. It further stated that individual 95% confidence intervals based on pooled St. Dev. 4.048, the treatment combinations with D₃ and D₄ for all cultivars under test were non-significantly different from each other. The treatment combination D₂V₁ received the highest level of the percent fruit injury (19.35%), followed by D₁V₃, D₂V₃ and D₂V₄. Present results were in conformity to the results of Rasool *et al.*^[17], who found a significant interaction of sowing times and the genotypes, regarding pest infestation.

REFERENCES

1. Government of Pakistan, 2003. Agriculture, Economic survey of Pakistan. Ministry of Food, Agric. Livestock, Islamabad, Pakistan, pp: 1-5.
2. Shah, H., S. Khalid and S. Hameed, 1999. Response of cotton germplasm to cotton leaf curl virus. Proc. ICAC-CCRI, Reg. Consult., Multan, Pakistn, pp: 250-255.
3. Jiskan, M.M., 2001. Crop protection and economy of country. Economic survey of Pakistan during 1999-2000, pp: 1-6.

4. Skorburg, J., 2002. China briefing book-issue 13. United Nations FAO Data. AFBF. http://www.fb.com/issues/analysis/China_Briefing_Issue13.html
5. Haque, H., 1991. Imported generic pesticides used to be checked before marketing. Pakistan Agriculture Pesticides Association (PAPA) Bull., pp: 16-17.
6. Khushk, A.M., S.M. Qayyum, B.H. chakrani and A.H. Ansari, 1988. The shocking truth. Pak. Agric., 10: 44-47.
7. CCRI., 1997. Recommendations for cotton cultivation in the Punjab. Cent. Cott. Res. Inst., Multan, Pakistan, 40: 1-56.
8. Mohyuddin, A.I., G. Jilani, A.G. Khan, A. Hamza, I. Ahmad and Z. Mahmood, 1997. Integrated pest management of major cotton pests by conservation, redistribution and augmentation of natural enemies. Pak. J. Zool., 29: 293-298.
9. Ahmed, Z., 1980. Incidence of major cotton pests and diseases in Pakistan with special reference to pest management. International consultation on cotton production. Research with focus on the Asian Region, Manila, Philippines. 17-21, November 1980, pp: 156-179.
10. Nyambo, B.T., 1988. Significance of host plant phenology in the dynamics and pest incidence of the cotton bollworm, *Heliothis armigera* Hubner (Lepidoptera: Noctuidae) in Western Tanzania. Crop Protec., 7: 161-167.
11. Torres-Vila, L.M., M.C. Rodríguez-Molina, A. Lacasa-Plasencia and P. Bielza-Lino, 2002. Insecticide resistance of *Helicoverpa armigera* to endosulfan, carbamates and organophosphates: The Spanish case. Crop Prot., 21: 1003-1013.
12. Wilson, A.G.L., 1982. Past and future of *Heliothis* management in Australia. Proc. Intl. workshop on *Heliothis* Management, pp: 343-354.
13. Karim, S., 2000. Management of *Helicoverpa armigera*: A Review and Prospectus for Pakistan. Pak. J. Biol. Sci., 3: 1213-1222.
14. Rehman, M., M. J. Arif, M. A. Murtaza, M. Hamed and M. Zahid, 2001. Comparative resistance and susceptibility in different genotypes of normal and stub cotton against bollworms. Intl. J. Agric. Biol., 3: 129-130.
15. Ahmed, G., M.J. Arif and S.M.I.W. Shah, 2003. Studies regarding resistance in different genotypes of cotton against bollworm complex. Intl. J. Agric. Biol., pp: 196-198.
16. Zheng Wang F., W. XinSheng and C. XinRong, 2002. Effect of different sowing dates on the growth and bollworm resistance of the American bollworm resistant cotton variety Bollguard 32B. China Cott., 29: 22.
17. Rasool, B., J. Arif, M. Hamed and S. Nadeem, 2002. Field performance of *Trichogramma chilonis* against *Helicoverpa armigera* under varying sowing time and varieties of cotton. Intl. J. Agric. Biol., 4: 113-114.