

<http://www.pjbs.org>

**PJBS**

ISSN 1028-8880

**Pakistan  
Journal of Biological Sciences**

**ANSI***net*

Asian Network for Scientific Information  
308 Lasani Town, Sargodha Road, Faisalabad - Pakistan

## Effect of *Prunus avium* Roots on River Bank Strong

<sup>1</sup>Ghassem Habibi Bibalani, <sup>1</sup>Zia Bazhrang, <sup>2</sup>Hani Mohsenifar, <sup>1</sup>Naeime Shibaie and <sup>1</sup>Lila Joodi

<sup>1</sup>Islamic Azad University, Shabestar Branch, Shabestar, E. Azarbayjan-5381637181, Iran

<sup>2</sup>Department of Civil Engineering, Islamic Azad University, Shabestar Branch, Shabestar, E. Azarbayjan-5381637181, Iran

**Abstract:** A pulling effect by side roots is one way in which roots help to side in-plane strong of a little depth soil mass. In contrast to the effect of vertically-enlarge roots, whereby soil is strengthened by an increase in its shear strength, the pulling effect strengthens the soil by increasing the tensile strength of the rooted soil zone. To verify whether or not a pulling effect exists in the root system of *Prunus avium* in the Roudsar, North Iran and to study the importance and size of this effect, a direct *in situ* test was led at a site in the Chaboksar Forests. The results from the site showed that, in the surface soil (0-30 cm), Side roots can provide a pull force of up to 490-712 N (Newtons) over a vertical cross-section area of 20-50 cm<sup>2</sup>, or an enhance in the pulling stability of the rooted soil by about 48.1%. The test results suggest that, together with the *Prunus avium* vertical roots, which keep the little depth rooted soil zone to the deep and more stable soil mass, the side roots of the *Prunus avium*, with their pulling effect, are able to make less against little depth instability in the forest slopes, such as little depth slide, to a certain degree.

**Key words:** Iran, side roots, forest, soil strong, *Prunus avium*

### INTRODUCTION

A pulling effect by side roots is one way in which roots help to side in-plane strong of a little depth soil mass. In contrast to the effect of vertically-enlarge roots, whereby soil is strengthened by an increase in its shear strength, the pulling effect strengthens the soil by increasing the tensile strength of the rooted soil zone. As the importance of river side vegetation for quality of water, aquatic habitat and stream restoration is well accepted, the effect of vegetation on river side are multiple and have not to be fully studied (Mosley, 1981; Hickin, 1984; Abernethy and Rutherford, 2000; Bibalani *et al.*, 2007a). Stream protection plan and river side vegetation shield need to be studied for long time period.

Many of the benefits of river side vegetation are connected to distribution of root systems in soil. River bank retreat typically results from erosion of the bank. Roots add to the resistance of soil, support them more resistant to erosion and bank landslide. Root systems of woody plants protect bank soils in place, adding to the soil critical shear stress. Additionally, root exudates may increase soil cohesion chemically (Abernethy and Rutherford, 2001; Mamo and Bubbenzer, 2001). The erosion rate decreased linearly with increases in the percentage of

root biomass. Rate of soil Erosion was inversely proportional to root length density and root volume, respectively (Wynn *et al.*, 2004).

There is important discuss in the papers about the good related of herbaceous versus woody tree vegetation in river bank stability (Lyons *et al.*, 2000; Simon and Collison, 2001). Herbaceous vegetation has a greater density of very fine roots, as compared with woody tree vegetation (Tufekcioglu *et al.*, 1999). This high root density will probably produce greater soil critical shear stress under herbaceous vegetation; however, river side stabilization develops only with rooting depth (Thorne, 1990). While trees have little fine roots, they also have a large rooting depth (Gregory and Gurnell, 1988). Density of root at the river side toe is more critical for river side stability, as hydraulic shear stress increases with stream depth. As a research, undercutting of grass banks is commonly observed by Davies-Colley (1997) and Bibalani *et al.* (2007b). Millar and Quick (1998) identified that the mean soil critical shear stress for forested river side was two to three times that of grass-covered river side.

Pulling effect resulting from side roots is one form of soil strong. This effect arises from the horizontal roots, normally in little depth soil, which increases the in-plane strength of soil in the rooted zone and resists sliding with a tractive force exerted, by the roots. The in-plane

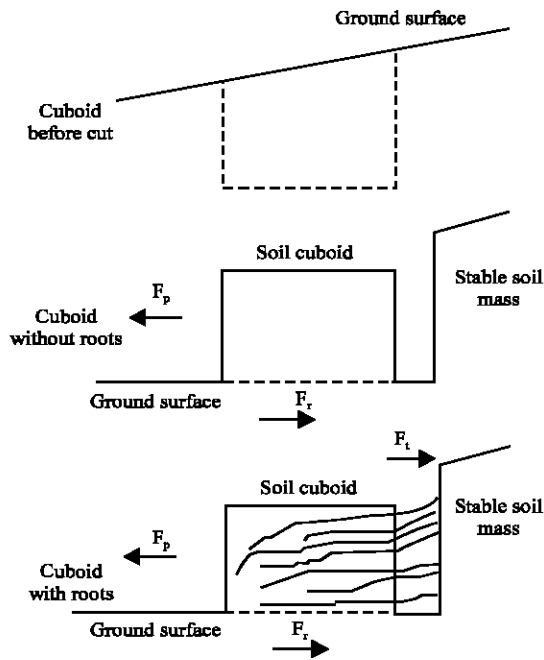


Fig. 1: Schematic diagram of the ideal soil cuboid on slopes (the in-plane strength).  $F_p$ : Pulling force,  $F_r$ : Stability of the cuboid and  $F_t$ : Root tractive force

strength is the tensile strength of a soil-root combined membrane or skin that ties together the underlying soil (Fig. 1). It is present in contrast to the effect of vertically-enlarge roots, which strengthen the soil by increasing the shear strength of the rooted soil mass over the sheared surface. This side pulling effect is analogous to the lateral reinforcement phenomenon mentioned by Sidle (1991).

A network of roots and intertwined side roots at little depth form a continuous mat which provides good keeping and so, a significant degree of in-plane strength (Coppin and Richards, 1990). Dense networks of medium to small side roots strengthen the top soil so that it acts as a membrane of side or tensile strength that holds the below soil in place (O'Loughlin, 1982; Sidle *et al.*, 1985; Sidle, 1991). Swanson and Wanston (1977) and Schroeder (1985) implied that side strong across planes of weakness at potential failure sites may be an important resistance mechanism in little depth and even deep soils.

The Side roots have been relative to guy ropes by Gray and Leiser (1982) in which they move stress from place to place and solidify the soil mass by holding, with root tensile stability and the root-soil bond (the maximum bonding force per unit area on the soil-root interface), the around soil against movement. These roots deliver a sliding (normally horizontal) stress to a low-stressed but stable soil mass, thus collect the pulling stability of the

stable mass. Collected stability is moved to the stressed mass, in the form of tensile stability in the roots, to increase its in-plane tensile strength. The magnitude of the pulling effect depends upon the strength of the soil and roots and the strength of the root-soil bond (Bibalani *et al.*, 2007a). If the maximum stability by the roots does not balance the stronger sliding or pulling force, roots will be either pulled out from the soil (i.e., bonding failure), or broken (i.e., tension failure) and the pulling effect fails. Where the roots are dense, they tend to be more effective in stabilizing the rooted soil (Bibalani *et al.*, 2005).

Generally, soil-mass sliding or creep results in a number of crevices on the slope surface at an early stage (Hunan Province Institute of Water Conservancy, 1983). In any rooted soil, a number of roots will be found crossing the crevices from both sides.

An easy way to conceptualize the pulling effect is by considering an ideal cuboid of a soil body on a slope, which is still joining the underlying soil mass on its bottom surface and joining the mass around on its four side surfaces. If we cut this cuboid at its four side surfaces and pull it parallel to the slope surface, a shear force will be set up at the cuboid's bottom surface (the shearing surface). The cuboid will produce a shear-resisting force, arising solely from the shear strength of the soil, to resist the pulling force ( $F_p$ ). If there are some roots coming from the soil mass behind and passing through the cuboid, the bonding force at the soil-root interface and the tension in the roots will be mobilized at this time. Thus, a root tractive force will be produced to offset the pulling force. As a result, the soil cuboid receives extra stability, due to the tractive force and is able to bear a higher pulling force without changing the actual shear strength on its bottom surface. If there are no roots in the cuboid, however, the cuboid will resist the pulling force only with the shear-resisting force of the pure soil and the pulling force will be directed wholly towards shearing the soil cuboid.

By considering an ideal soil cuboid and pulling it under known conditions, the pulling effect can be tested and measured. Here the increased side stability from the roots is the main focus of the testing, although the shear force of the cuboid was also recorded. On a forests slope surface, we can consider an ideal soil cuboid at any given point and the potential crevices on the slope surface caused by sliding can be considered as being represented by the small vertical troughs between the cuboid and stable soil mass behind.

Except for the occasional, relatively gentle cultivated slope, most of the Chaboksar forests area is covered with natural vegetation. Tree vegetation is the main vegetation

type and is dominated by *Prunus avium*. These forests have average canopy coverage of 80%, with only an *Prunus avium* canopy layer. Trees are 3-5 m in height and their diameter of tree is normally about 10-35 cm. The grass layers under the trees are poorly developed. Trees' tap roots normally extend 0.15-2.0 m downward into the soil and unconsolidated weathering products; the longest side root observed during this study was 2.3 m. Many medium to small side roots were observed spreading more or less parallel to the ground and down the slope.

### MATERIALS AND METHODS

The Chaboksar forests are located in the North region of Iran, in Gilan Province with latitude 36°, 33', 16½ N and longitude 50°, 41', 25½ E (Fig. 2). The land forms have developed into V-shaped valleys, with slope gradients of about 40% and a vertical altitudinal range of about 950 m. Because of the steep slopes and the clearing of *Prunus avium* vegetation, the surface slope materials move down-slope. In most areas of the Chaboksar forest, little depth mass instability is also predominant. The mean annual precipitation is 1540 mm. A rainy season starts normally in early December and ends at the end of June (Fig. 3). The field tests were led from July to September 2007.

*Prunus avium* is widely distributed in Chaboksar, Roudsar, at N Iran. *Prunus avium* trees have a root system with 0.25-2.8 m deep normally. The little depth side roots are very well developed, with over 50% of the total root system growing within 100 cm of the surface. These side roots intertwine with each other and ramify to form a root network which is more or less parallel to the soil surface. They taper gradually, extending over a relatively long distance. A little depth pulling effect very likely

exists in the side roots of these forests and is probably significant for little depth stability. The purpose this study is to examine the pulling effect of the *Prunus avium* trees and quantify its magnitude.

An experimental site was chosen in the central area of the Chaboksar forest. This area has an elevation of 45 m, a slope of 30-60° and N aspect. Its soil has silty texture and bulk density of 1.2 g cm<sup>-3</sup>. Volumetric soil moisture during the period of field measurement averaged 18.5%, at 15-20 cm depth. A large rectangular plot 30 by 40 m in size was chosen for the direct in situ test area.

To test the pulling effect, two groups of soil cuboids were selected randomly, from the large rectangular plot, one group with roots and one without; and all cuboids were cut at their four sides. This study does not consider the effect of the adjoining soil mass on the cuboids pulled, but only investigated the pulling-displacement behaviour of the cut cuboids and the tractive force by the roots on a fixed cross sectional area. In addition, it is only concerned with roots enlarge more or less in the direction of the pulling force, which bear tensile stress (Bibalani *et al.*, 2006).

The instrument system used consisted of four main parts: a pull jack to create the pulling force, a shearing box to apply the pulling force ( $F_p$ ) on the cuboid, a Stability Strain-gauge, consisting of a stability meter to measure the magnitude of the force and a displacement device to measure the displacement of the cuboid (Fig. 4).

The size of soil cuboids dug in the field was 35 cm wide, 30 cm long and 20 cm deep from the ground surface. Each cuboid was cut at the front surface facing down-slope and its bottom surface was left connected to the soil mass below. At the side and back surfaces, small troughs, 20 cm in depth and about 5 cm width, were carefully carved so that the penetrating roots exposed in the back

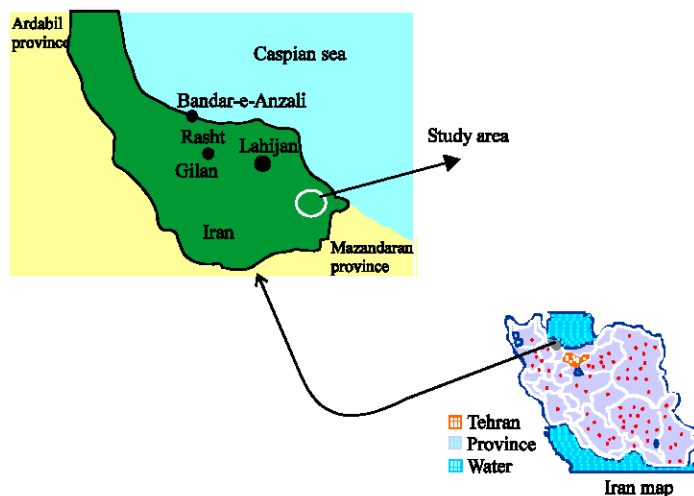


Fig. 2: The geographical position of Gilan province in Iran

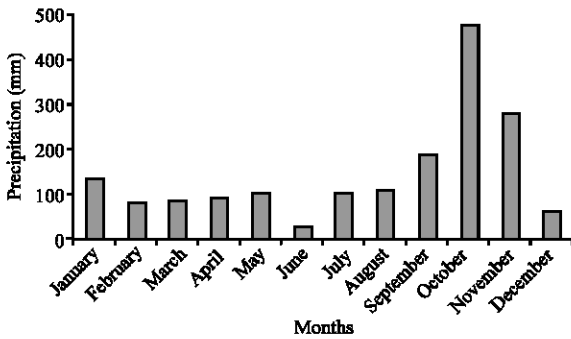


Fig. 3: Average monthly precipitation of Chaboksar area

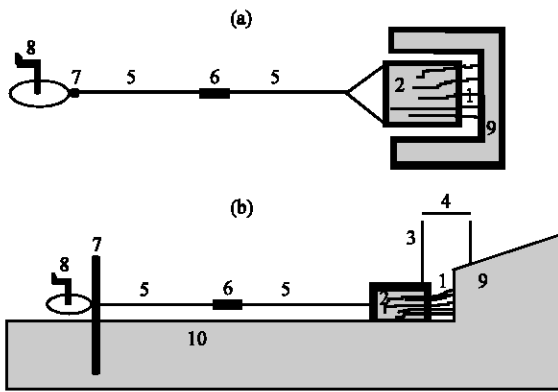


Fig. 4: Schematic diagram of the apparatus of the direct in situ test. (a) vertical view and (b) side view, Roots (1), shearing box (2), displacement pole (3), meter (4), steel cable (5), stability strain gauge (6), steel thick nail (7), pull jak (8), stable soil and (9) little depth soil layer (10)

trough were left intact as much as possible. These roots came from the stable soil mass up slope; enlarge into the cuboid from the back surface. Some roots enlarge perpendicular to the pulling direction occasionally also extend into the cuboid from its side surface, but were cut when found. Altogether, eleven soil cuboids were examined at this area (Chaboksar forests). Five of them were control samples, which were cut completely on all four sides, without any roots side roots entering into the cuboid. All the plots for the cuboid test were randomly chosen from the top, middle and bottom parts of the large rectangular plot.

After the soil down slope from the cuboid was cleared and the three small troughs excavated (back and sides), the shearing box was installed, which was assembled around the soil cuboid.  $F_p$  was increased as evenly as possible and the shearing box was slowly displaced. After each cuboid was sheared off and the

shear box later disassembled, the roots penetrating into the cuboid were collected and weighed, to determine the relationship between root biomass and the tractive force exerted by the roots.

At any time during the pulling process, the pulling force on the cuboid ( $F_p, N$ ) could be read from the stability meter. Using the following Eq. 1, the tractive force by roots at the time the cuboid was sheared off ( $F_{Tf}, N$ ) was then was calculated.

$$F_{Tf} = F_{pf} - F_{control\ ave} \quad (1)$$

where,  $F_{pf}$  is the  $F_p$  at the time the cuboid fails and  $F_{control\ ave}$  is the average pulling stability force on the non-rooted cuboid.

## RESULTS

When the shearing box was assembled, it was pulled slightly forwards so that there was no space left between the soil cuboid and the box frame at the back. The sampled cuboid did not move much in the beginning of the test when the pulling force ( $F_p$ ) alone was imposed. It became somewhat deformed at the back of the shearing box, to differing degrees. The soil in this area expanded upwards slightly under the great pressure induced by the shearing box. At this stage, although the stability value on the stability meter quickly rose, the whole cuboid continued to stay in approximately the same place and resisted the  $F_p$ .

Some displacement of the shearing box was measured at this time. This was caused partly by soil deformation at the back of the cuboid and partly by a minor movement of it, normally being too little to be observed at this stage. When  $F_p$  was increased to a higher value and the displacement went beyond a specific displacement, or critical displacement, the cuboid's bottom surface then was sheared off and it suddenly moved forwards. In the case of the non-rooted samples, it was pulled away after failure and  $F_p$  declined to a low level of the residual stability. For the rooted samples,  $F_p$  did not drop immediately after the failure and sometimes its value rose slightly again. This is probably because different roots broke at different times and some roots still resisted  $F_p$  shortly after failure of the cuboid. Most roots were broken when they provided stability; very few were pulled out.

It was assumed that the difference in soil property between the rooted and non-rooted cuboids was negligible and that all the roots examined were more or less equally involved in the pulling effect. When pulled, the two groups resisted the pulling force  $F_p$  to different

Table 1: Pulling force, tractive force and root biomass of *Prunus avium* at Chaboksar forest

Samples	Aspect	F <sub>pf</sub> (N)	F <sub>r</sub> (N)	Increased F <sub>pf</sub> (%)	Mean F <sub>pf</sub> (N)	Mean F <sub>Tr</sub> (N)	Total increased F <sub>pf</sub> (%)
Rooted	1	520	216.6	41.6	593.5	290.1	48.1
	2	650	346.6	53.3			
	3	610	306.6	50.2			
	4	512	208.6	40.7			
	5	690	386.6	56.0			
	6	712	408.6	57.3			
	7	600	296.6	49.4			
	8	595	291.6	49.0			
	9	520	216.6	41.6			
	10	490	186.6	38.0			
	11	630	326.6	51.8			
Non-rooted	1	312			303.4		
	2	315					
	3	310					
	4	290					
	5	290					

F<sub>pf</sub>: Pulling force at failure of the cuboids, Critical X: Critical displacement, F<sub>Tr</sub>: Root tractive force at failure, increased F<sub>pf</sub>: Increment of pulling stability due to the root pulling effect, root biomass is the fresh weight

degrees. This difference in response to the F<sub>p</sub> is assumed to be an indication of the result of the pulling effect and an indication of the magnitude of the *Prunus avium* root tractive force. Generally, the F<sub>p</sub> values of the rooted samples at critical displacement (critical X), beyond which the soil cuboid failed, are higher than those of the non-rooted ones, showing their greater F<sub>p</sub> at critical displacement (F<sub>pf</sub>). F<sub>pf</sub> for the rooted samples averaged 593.5 N, with a variation from 490-712 N (Table 1), compared with an average F<sub>pf</sub> for the non-rooted samples of 303.4 N (290-312 N).

Table 1 shows that side roots increase the pulling-stability force of the soil cuboid against F<sub>pf</sub>. The higher F<sub>pf</sub> for rooted samples indicates that F<sub>pf</sub> has mobilized the tractive force (F<sub>r</sub>) of the roots and the cuboids therefore receive an extra level of stability. When the cuboids are pulled, the average F<sub>pf</sub> of the rooted samples increased beyond the average stability (F<sub>control ave.</sub>) of the non-rooted samples.

The soil conditions of the cuboid were similar and therefore the soil-shear strength should not differ very much from place to place.

The root tractive force F<sub>T</sub> at the critical displacement (or F<sub>Tr</sub>), based on the average F<sub>p</sub>, using Eq. (1) averaged 290.1 N.

Tractive force (F<sub>T</sub>) varied more or less with the root biomass, as showed in Table 1.

### DISCUSSION

The pulling effect has a magnitude which may vary from point to point to a certain degree, due to the variations of roots and soil, but the variation should not be very large as indicated by the field test results (Table 1).

It should however be noted that the direct in situ tests used in this study likely underestimated the magnitude of the pulling effect to some extent. In the field, after the small troughs had been dug to the rear of the cuboids, the penetrating roots were hung across the trough and consequently lost their original bearing points for the pulling effect. They may not have provided as great a tractive force as would otherwise have been the case. For these reason, the pulling stability of the cut cuboids tested is lower than it would have been under entirely natural conditions. Also, the direct in situ test further underestimates the tractive force in two ways. Firstly, roots below 2 mm in diameter were mostly destroyed during the excavation of the soil cuboids and they are not included in the measurements. Secondly, some roots from the stable mass may not have penetrated into the cuboid, but rather extended into the trough along on of the sides. Such roots also have not been taken into consideration.

Due to this underestimation by the direct test, the possible range of the magnitude of the potential tractive force, provided by little depth roots in the given vertical cross-section area within the top soil profile could be somewhat higher than the results of the direct test.

The side roots of *Prunus avium* provide tensile strength to the top soil and protect the soil mass below as well. On the *Prunus avium* forests slopes, the combined effects of vertical and side roots function together: while the dense side roots bind the little depth soil mass to form a membrane with increased tensile strength, the vertical roots anchor the tensile membrane to the deep and more stable soil mass. With the combined effect, the side roots are able to stabilize the top soil against little depth slide and creep.

This study has revealed and quantified the pulling effect of the *Prunus avium* tree in the Chaboksar forest lands, a phenomenon by means of which the tree stabilizes the slopes in the Roudsar and probably also in other areas where the *Prunus avium* is growing. It is a pioneer study and the results have given estimates of the root tractive force of the *Prunus avium* for the first time in Iran. The findings and methodology of the study may be applied in other areas and to other tree plants.

### ACKNOWLEDGMENTS

This research was funded in part by research project at Islamic Azad University- Shabestar Branch. The authors would also like to thank Dr. Jalil Amirpor Daryani, Dr. Naser Maheri-Sis, Aboalfazl Aghajanzadeh-Golshani and Chaboksar forest Management for allowing this study to be conducted on their property.

REFERENCES

- Abernethy, B. and I.D. Rutherford, 2000. The effect of riparian tree roots on the mass-stability of riverbanks. *Earth Surf. Proc. Landforms*, 25 (9): 921-937.
- Abernethy, B. and I.D. Rutherford, 2001. The distribution and strength of riparian tree roots in relation to riverbank reinforcement. *Hydrol. Proc.*, 15 (1): 63-79.
- Bibalani, G.H., B. Majnoonian, E. Adli and H. Sami, 2005. Slope stabilization with *Gleditsia caspica* and *Parrotia persica* in Iran. *Int. J. Environ. Sci. Technol.*, 2 (4): 381-385.
- Bibalani, G.H., A.A. Golshani and K.A. Najafian, 2006. The traction effect of lateral roots of Gavan (*Astragalus raddei*) on soil reinforcement in Northwest Iran (rangelands of the Shanjan area of Shabestar). *Can. J. Soil Sci.*, 86 (3): 493-499.
- Bibalani, G.H., A.A. Golshani, S. SobheZahedi and Z. Bazhrang, 2007a. Soil Stabilizing characteristics of rangelands vegetation in Northwest Iran (Misho Rangelands protected location of Shabestar). *Asian J. Plant Sci.*, 6 (6): 1020-1023.
- Bibalani, G.H., S. SobheZahedi and Z. Bazhrang, 2007b. Protection roles of tea-citrus garden on slopes (N Iran). *J. Applied Sci.*, 2 (24): 4044-4047.
- Coppin, N.J. and I.G. Richards, 1990. Use of Vegetation in Civil Engineering. Butterworths, London, pp: 292.
- Davies-Colley, R.J. 1997. Stream channels are narrower in pasture than in forest. *N.Z. J. Mar. Freshwater Res.*, 31 (1): 599-608.
- Gray, D.H. and A.J. Leiser, 1982. Biotechnical Slope Protection and Erosion Control. Van Nostrand Reinhold, New York, pp: 271.
- Gregory, K.J. and A.M. Gurnell, 1988. Vegetation and River Channel Form and Process. In: Biogeomorphology, Viles, H. (Ed.). Basil Blackwell, Oxford, pp: 11-42.
- Hickin, E.J., 1984. Vegetation and river channel dynamics. *Can. Geogr.*, 28 (2): 111-126.
- Hunan Province Institute of Water Conservancy, 1983. Engineering Geology on Side Slopes. Hydraulic Power Press, China, pp: 355.
- Lyons, J., S.W. Trimble and L.K. Paine, 2000. Grass versus trees: Managing riparian areas to benefit streams of central North America. *Water Resour. Bull.*, 36 (3): 919-930.
- Mamo, M. and G.D. Bubenzer, 2001. Detachment rate, soil erodibility and soil strength as influenced by living plant roots. Part II: Field study. *Trans. ASAE.*, 44 (2): 1175-1181.
- Millar, R.G. and M.C. Quick, 1998. Stable width and depth of gravel-bed rivers with cohesive banks. *J. Hydraul. Eng.*, 124 (1): 1005-1013.
- Mosley, M.P., 1981. Semi-determinate hydraulic geometry of river channels, South Island, New Zealand. *Earth Surf. Proc. Landforms*, 6 (2): 127-137.
- O'Loughlin C.L., C.L. Rowe and A.J. Pearce, 1982. Exceptional Storm Influences on Slope Erosion and Sediment Yields in Small Forest Catchments North Wetland, New Zealand. National Conference Publication 82/6, Institute of Engineering, Barton, ACT, Australia. pp. 84-91.
- Schroeder W.L., 1985. The engineering approach to landslide risk analysis. In: Proceedings Workshop Slope Stability: Problems and Solutions in Forest Management. USDA, USA., pp: 190.
- Sidele R.C., A.J. Pearce and C.L. O'Loughlin, 1985. Hillslope Stability and Land Use. American Geophysical Union, Washington DC., pp: 140.
- Sidele, R.C., 1991. A conceptual model of changes in root cohesion in response to vegetation management. *J. Environ. Qual.*, 20 (2): 43-52.
- Simon, A. and A. Collison, 2001. Scientific basis for streambank stabilization using riparian vegetation. In: Proceeding of the 7th Federal Interagency Sedimentation Conference Reno, NV. U.S. Govt. Print. Office, Washington DC., pp: 47-54.
- Swanson, F.J. and D.N. Wanston, 1977. Complex mass-movement terrains in the Western Cascade Range, Oregon. In: Geological Society of America Reviews in Engineering Geology, 3 (1): 113-124.
- Wynn, T.M., S. Mostaghimi, J.A. Burger, A.A. Harpold, M.B. Henderson and L. Henry, 2004. Variation in root density along stream banks. *J. Environ. Qual.* 33 (1): 2030-2039.
- Thorne, C.R., 1990. Effects of Vegetation on Riverbank Erosion and Stability. In: Vegetation and Erosion, Thornes, J.B. (Ed.). Processes and Environments. John Wiley and Sons, Chichester, UK., pp: 125-144.
- Tufekcioglu, A., J.W. Raich, T.M. Isenhardt and R.C. Schultz, 1999. Fine root dynamics, coarse root biomass, root distribution and soil respiration in a multispecies riparian buffer in central Iowa, USA. *Agrofor. Syst.*, 44 (1): 163-174.