



# Research Journal of **Microbiology**

ISSN 1816-4935



Academic  
Journals Inc.

[www.academicjournals.com](http://www.academicjournals.com)

## **Bioconversion of Selected Agricultural Wastes and Associated Enzymes by *Volvariella volvacea*: An Edible Mushroom**

B.J. Akinyele, O.O. Olaniyi and D.J. Arotupin

Department of Microbiology, Federal University of Technology, Akure, Nigeria

*Corresponding Author: B.J. Akinyele, Department of Microbiology, Federal University of Technology, Akure, Nigeria*

### **ABSTRACT**

The ability of *Volvariella volvacea* to degrade readily available agricultural wastes with associated enzymes under submerged fermentation was the aim of the study. Tissue culture technique was employed in obtaining active mycelium of the mushroom from its fresh fruiting body. Proximate analysis of the agricultural wastes after fermentation revealed that the percentage protein and moisture contents increased while the fat, crude fiber, ash and carbohydrate contents decreased. Analysis of the mineral contents of the wastes revealed a reduction with fermentation. Several types of agro-industrial wastes were evaluated as substrates for enzymes production by *Volvariella volvacea* in comparison to commercial substrates (control). The composition of the wastes was observed to affect the quantity as well as the activity of the enzymes assayed. Sawdust had higher cellulase activity of 122  $\mu\text{mol}/\text{min}/\text{mL}$  between 48 and 72 h of fermentation.

**Key words:** Biodegradation, mushroom, substrates and extracellular enzymes

### **INTRODUCTION**

In recent years, there has been an increasing trend towards more efficient utilization of agro-industrial residues such as cassava, sugar beet pulp, wheat bran and apple pomace. Several processes have been developed that utilize these as raw materials for the production of bulk chemicals and value-added fine products such as ethanol, Single Cell Protein (SCP), mushroom, enzymes, organic acids, amino acids and biologically active secondary metabolites (Pandey and Soccol, 1998; Pandey *et al.*, 2000). Applications of agro-industrial residues in bioprocesses on the one hand provide alternative substrates and on the other hand help in solving pollution problems, which their disposal may otherwise cause. With the advent of biotechnological innovations, mainly in the area of enzyme and fermentation technology, many new avenues have opened for their utilization.

The potential of using microorganisms as biotechnological sources of industrially relevant enzymes has stimulated interest in the exploration of extracellular enzymatic activity in several microorganisms (Akpan *et al.*, 1999, 2000; Pandey *et al.*, 2000; Abu *et al.*, 2005). The hyphal mode of growth and good tolerance to low water activity ( $a_w$ ) and high osmotic pressure conditions, make fungi most efficient for bioconversion of solid substrates (Alva *et al.*, 2007).

Lignocellulose is the major structural component of woody plants and non-woody plants such as grass and represents a major source of renewable organic matter. The chemical properties of the components of lignocellulosics make them a substrate of enormous biotechnological value (Malherb and Cloete, 2003). Large amounts of lignocellulosic waste are generated through forestry and

agricultural practices, paper-pulp industries, timber industries and many agro industries and they pose an environmental pollution problem. Sadly, much of the lignocelluloses waste is often disposed of by biomass burning, which is not restricted to developing countries alone, but is considered a global phenomenon. However, the huge amounts of residual plant biomass considered as waste can potentially be converted into various different value added products including biofuels, chemicals and cheap energy sources for fermentation, improved animal feeds and human nutrients. Lignocellulytic enzymes also have significant potential applications in various industries including chemicals, fuel, food, brewery and wine, animal feed, textile and laundry, pulp and paper and agriculture (Howard *et al.*, 2003).

The ability of *Volvariella volvacea* to degrade readily available agricultural wastes with associated enzymes under submerged fermentation was the objective of the study.

## **MATERIALS AND METHODS**

The study was conducted 2009 at the School of Science, Department of Microbiology, Federal University of Technology, Akure, Nigeria.

**Pretreatment of substrates:** Wheat bran, rice bran and palm kernel pericarp were procured from farm field or domestic sources while sawdust (white alfra) was obtained from saw mills. Each of these raw materials was dried and ground to pass through a 30 mm mesh sieve. The commercial substrates were used without pretreatment (Alva *et al.*, 2007).

**Preparation of media for bioconversion and enzyme assays:** The basal medium for assay of enzymes had the following composition (g L<sup>-1</sup>): NaCl 1.5, K<sub>2</sub>HPO<sub>4</sub> 1.5, KH<sub>2</sub>PO<sub>4</sub> 0.5, (NH<sub>4</sub>)<sub>2</sub>SO<sub>4</sub> 1.0, MgSO<sub>4</sub>·7H<sub>2</sub>O 0.05, CaCl<sub>2</sub>·2H<sub>2</sub>O 0.02 and yeast extract 0.5. Salts. The basal medium was autoclaved at 121°C for 15 min. The carbon sources (wheat bran, rice bran, palmkernel pericarp and sawdust) were autoclaved separately and added to the basal medium to give a final concentration of 1% (w/v) (Mabrouk and Ahwany, 2008).

**Production of crude enzymes:** Seventy Two hours old culture of *Volvariella volvacea* was inoculated into basal medium. The flask was incubated at 30±2°C for 96 h on a rotary shaker (Gallenkamp) at 120 rpm. At various intervals of 24, 48, 72 and 96 h, respectively, samples were taken to assay for enzymes activities (Mabrouk and Ahwany, 2008). Sterile basal medium supplemented with commercial substrates served as the control.

**Enzyme assays:** Cellulase activity was assayed by the method of Miller (1959), amylase (Bernfeld, 1955) and protease (Lowry *et al.*, 1951). Enzyme activity is expressed as protein concentration, which is represented as umol/min/mL.

## **RESULTS AND DISCUSSION**

**Proximate and mineral composition of selected wastes:** The percentage protein and moisture contents increased with fermentation while a decrease in carbohydrate and mineral composition was observed (Table 1, 2).

**Enzymes production and assay:** Figure 1 to 4 show time course profiles of extra cellular enzymes (cellulase, alpha amylase, beta amylase and protease) production by *Volvariella volvacea*

Table 1: Proximate composition (%) of selected agro-industrial residues before and after use in submerged fermentation with *Volvariella volvacea*

Samples	Percentage					
	Crude fibre	Protein	Moisture	Fat	Ash	CHO
<b>Rice bran</b>						
a	20.63±0.4	9.28±0.01	13.32±0.3	2.90±0.02	4.83±0.1	49.04±0.67
b	11.03±0.015	25.91±0.01	15.05±0.04	2.41±0.04	3.55±0.01	42.05±0.11
<b>Wheat bran</b>						
a	8.97±0.3	11.73±0.1	14.50±0.2	3.33±0.1	1.24±0.1	60.23±0.59
b	5.44±0.02	34.12±0.05	23.30±0.1	2.55±0.05	1.23±0.03	33.36±0.08
<b>Palm kernel</b>						
a	61.02±0.2	6.30±0.2	15.35±0.2	5.62±0.1	3.70±0.2	8.01±0.50
b	54.13±0.01	13.23±0.01	18.44±0.05	4.18±0.01	3.65±0.03	6.37±0.05
<b>Sawdust</b>						
a	51.69±1.2	6.65±0.03	11.66±0.4	1.82±0.01	1.76±0.1	26.42±1.65
b	51.11±0.02	9.13±0.03	17.44±0.05	1.78±0.01	1.76±0.01	18.78±0.06

a: Sample before use (unfermented). B: Sample after use (fermented). Values are means of three replicates±SD). The statistical significance was evaluated using Student's t-test and value of p<0.05 was considered to indicate a significant difference between the fermented and unfermented wastes

Table 2: Mineral composition of selected agro-industrial wastes before and after use in submerged fermentation (ppm)

Samples	Ca <sup>2+</sup>	Mg <sup>2+</sup>	Na <sup>+</sup>	K <sup>+</sup>	P <sup>-5</sup>
<b>Wheat bran</b>					
a	0.38±0.01	0.21±0.005	0.64±0.01	0.77±0.01	0.04±0.005
b	0.32±0.04	0.19±0.01	0.61±0.02	0.71±0.01	0.01±0.01
<b>Rice bran</b>					
a	0.26±0.1	0.07±0.01	0.27±0.005	0.64±0.02	0.16±0.01
b	0.25±0.01	0.04±0.03	0.26±0.01	0.59±0.03	0.13±0.01
<b>Sawdust</b>					
a	1.31±0.005	0.46±0.01	1.18±0.005	2.94±0.02	1.65±0.01
b	1.29±0.01	0.44±0.01	1.16±0.03	2.89±0.03	1.56±0.01
<b>Palmkernel</b>					
a	0.59±0.01	0.18±0.005	0.46±0.01	0.86±0.01	0.17±0.01
b	0.49±0.03	0.16±0.02	0.44±0.01	0.85±0.01	0.14±0.02

a: Sample before use (unfermented). B: Sample after use (fermented). Values are means of three replicates±SD. The statistical significance was evaluated using Student's t-test and value of p<0.05 was considered to indicate a significant difference between the fermented and unfermented wastes

in submerged fermentation using different substrates. In all, enzymes production increased progressively with increase in incubation time until an optimum production was attained. Subsequent increase in incubation time beyond the optimum led to a decline in production.

Selected agro-industrial wastes were used for the production of extracellular enzymes which was in line with the methodology of Howard *et al.* (2003) and Khandeparkar and Bhosle (2008). They reported the use of agro-industrial wastes as substitutes for commercial known substrates for enzymes production. The biodegradation of wastes by associated enzymes was also reported in the research finding of Arotupin (2007). The cultivation of edible mushroom with agro-industrial wastes is the value added process to convert these materials that are otherwise considered to be wastes, into human foods, biochemical and enzymes. It represents one of the most biological ways by which these residues can be recycled (Zhang *et al.*, 2002; Akinyele, 2003). Alternative

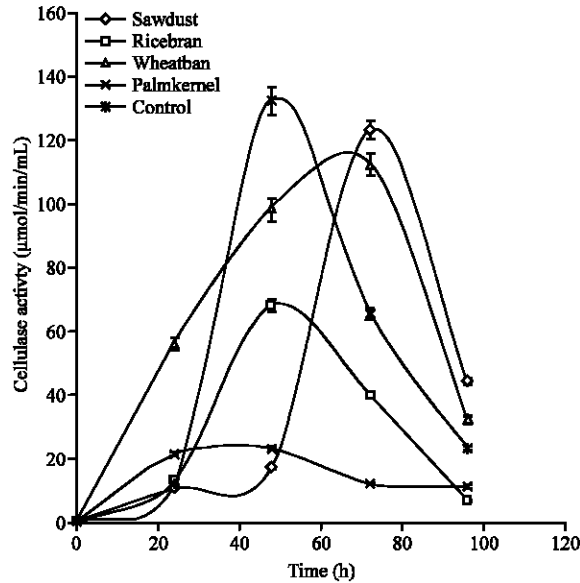


Fig. 1: Time course profile of cellulase production by *Volvariella volvacea* in submerged fermentation using different substrates. It Shows cellulase activity of different agro-industrial residues at different time interval. Sawdust gave the highest cellulase activity of 122  $\mu\text{mol}/\text{min}/\text{mL}$  at 72 h of fermentation but less than that obtained with carboxymethylcellulose (control) while lowest was found with palm kernel pericarp

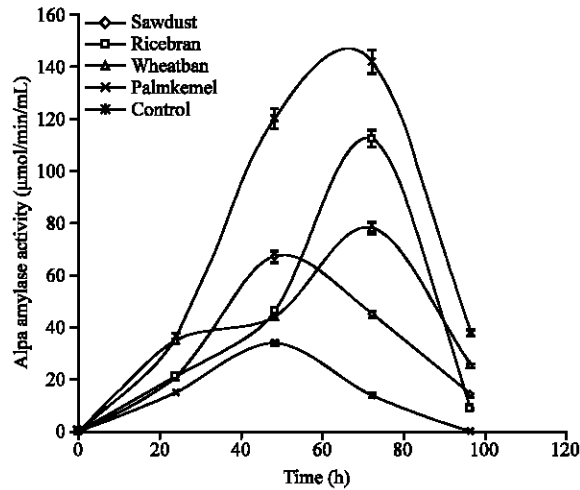


Fig. 2: Time course profile of alpha amylase production by *Volvariella volvacea* in submerged fermentation using different substrates. The highest alpha amylase production was recorded for soluble starch (control) with 149  $\mu\text{mol}/\text{min}/\text{mL}$  between 60 and 80 h incubation time but there was sharp decrease with increase in incubation period. Of all the wastes used, rice bran gave the highest alpha amylase activity of 110  $\mu\text{mol}/\text{min}/\text{mL}$  at 72 h incubation time but less than that was obtained with soluble starch. The lowest activity was observed in palm kernel pericarp yielded 40  $\mu\text{mol}/\text{min}/\text{mL}$  at 48 h of incubation time

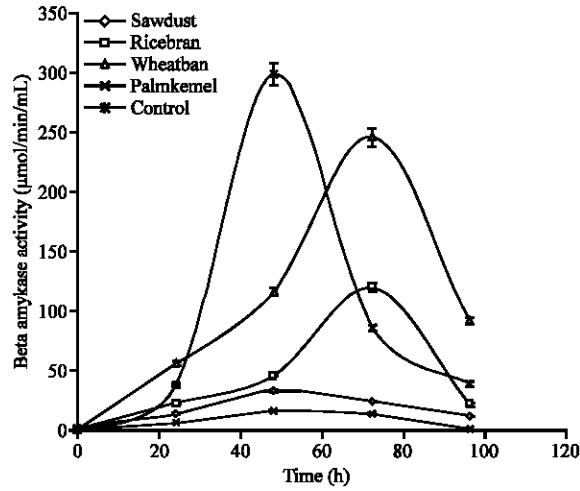


Fig. 3: Time course profile of beta amylase production by *Volvariella volvacea* in submerged fermentation using different substrates. The soluble starch produced the highest fold when compared with all the agro industrial wastes used. Of all the wastes used, wheat bran produced the highest beta amylase activity of 240  $\mu\text{mol}/\text{min}/\text{mL}$  at 72 h incubation period followed by rice bran, while palm kernel pericarp gave least

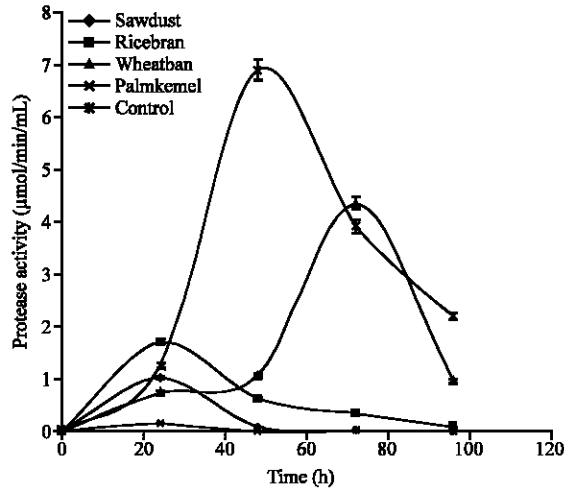


Fig. 4: Time course profile of protease production by *Volvariella volvacea* in submerged fermentation using different substrates. The casein as the control was observed to produce highest protease activity when compared with wastes. Among all the wastes, wheat bran produced the highest protease activity of 4.4  $\mu\text{mol}/\text{min}/\text{mL}$  at 72 h incubation time and other substrates used yielded low protease activity with all liberating more than 0.2  $\mu\text{mol}/\text{min}/\text{mL}$  at 24 h incubation time but there was decline in activity with increase in incubation perio

methods of utilizing the wastes are needed to correct environmental pollution problems associated with the disposal methods (Belewu and Banjo, 2000). Bioconversion of these wastes help in increasing their nutritive values as well as their digestibility for animal feed (Alofe *et al.*,1996;

Bisaria *et al.*, 1997). The use of low cost substrates for the production of industrial enzymes is one of the ways to greatly reduce production costs. This can be achieved using solid agricultural waste materials as substrates (Wizani *et al.*, 1999). The amount of enzymes produced by each substrate differs depending on the amount carbon source utilized by the organisms. Wheat bran was observed to be better utilized than other substrates for enzyme production. The use of wheat bran as the best substrate for the production enzyme was reported in the research findings of Alofe *et al.* (1996) and Alva *et al.* (2007).

The result of proximate analysis revealed that wheat bran and rice bran contain considerable amount of carbohydrate which stimulate the cells to express many hydrolytic enzymes. This was supported by the findings of Acebal *et al.* (1986), Bisaria *et al.* (1997) and Mabrouk and Ahwanyi (2008). In addition, it contains appreciable amounts of easily utilizable sugars which encourage growth initiation and protein, which serves as essential nitrogenous compounds. The result of proximate composition of agro-industrial wastes before and after use in submerged fermentation with mushroom mycelia showed an appreciable increase in the protein content of fermented (used) agro-industrial wastes when compared with their unfermented samples. The increase in microbial biomass in the form of single cell protein can be one of the reasons for the increase in the protein content. This view was supported by the findings of Fasidi and Kadiri (1993) and Akinyele (2003). Protein content increase could also be as a result of hydrolysis of starch to glucose and its subsequent use by the same organism as a carbon source to synthesis fungal biomass rich in protein (Bender, 1970; Hammond and Wood, 1985). Kadiri (1999) and Akinyele (2003) also reported that protein increase may be due to secretion of certain extracellular enzymes which are proteinous in nature into the waste during their breakdown and its subsequent metabolism.

The crude fibre content of the samples after fermentation was lesser than the unfermented samples. When *Volvariella volvacea* mycelial was used as culture, there was a general decrease in crude fibre content. This was supported by the findings of Akinyele (2003) and Baldrin and Gabriel (2003). There were no considerable changes in the fat and ash content. The ash content of the fermented samples showed slight decrease except in the sawdust sample where there were no changes. The high value of ash content in the unfermented samples shows that agro-industrial wastes used might have a reasonable quantity of mineral elements. The ash content is always a rough measure of the inorganic mineral elements in the samples. It is therefore means that the unfermented samples are likely to have more mineral elements when compared with the fermented samples. It is unlikely that the microorganisms might have used some of the minerals for their metabolic activities. This corroborated with the work of Frazier and Westhoff (1978) and Bennet *et al.* (2002). They reported that all living organisms required some mineral elements to maintain some metabolic functions. There was no appreciable decrease in the mineral composition of fermented agro-industrial residues. This could be attributed to a lot of factors including the type of substrate (Okafor and Ejiofor, 1990; Sanni, 1991). Similar observation was reported by Ojokoh (2005). The reason for decrease in some of the mineral content in the fermented samples could be due to the fact that some of these metals could be part of some biological macromolecules which were released into the solution from such structures during fermentation or dewatering (Stroev, 1987). The gradual increase in moisture content observed in fermented samples may be due to the processes of forming slurry and activities and/or influence of *Volvariella volvacea*, which potentiate water retention within the fermentation medium (Akinyele, 2003; Ojokoh, 2005). There was appreciable decrease in the carbohydrate content of fermented samples. This observation might have occurred due the ability of *Volvariella volvacea* to utilize carbohydrate in the production of

cellulase and amylase. Howard *et al.* (2003) also reported the ability of mushroom to hydrolyse carbohydrate in bioconversion process for various biochemical pathways.

## CONCLUSION

The result obtained from the bioconversion process of selected wastes revealed the potential of extracellular enzymes produced by mushroom as a biotechnological tool for the transformation of wastes into biological products. The enzymes sourced from mushroom can be used as substitutes to chemicals used mostly for the treatment of pollutants which are deleterious to the environment. For many processes enzymes are preferred to acid or alkaline processes since they are specific biocatalysts, can operate under much milder reaction conditions, do not produce undesirable products and are environmentally friendly.

## REFERENCES

- Abu, E.A., S.A. Ado and D.B. James, 2005. Raw starch degrading amylase production by mixed culture of *Aspergillus niger* and *Saccharomyces cerevisiae* grown on sorghum pomace. Afr. J. Biotechnol., 4: 785-790.
- Acebal, C., M.P. Castillon, P. Estrada, I. Mata and E. Costa *et al.*, 1986. Enhanced cellulase production from *Trichoderma reesii* QM 9414 m physically treated wheat straw. J. Applied Microbiol. Biotechnol., 23: 218-223.
- Akinyele, B.J., 2003. *In vitro* nutritional studies on *Volvariella volvacea* (Bull. Ex Fr.) Sing, an edible mushroom. Ph.D. Thesis, Federal University of Technology, Akure, Nigeria, pp: 157.
- Akpan, I., M.O. Bankole, A.M. Adesemowo and G.O. Lantunde-Data, 1999. Production of alpha amylase by *Aspergillus niger* in a cheap solid medium using rice bran and agricultural material. Trop. Sci., 39: 77-79.
- Akpan, I., M.O. Bamikole and A.M. Adesemowo, 2000. A rapid plate culture method for screening of alpha amylase producing microorganisms. Biotechnol. Tech., 13: 411-413.
- Alofe, F.V., O. Odeyemi and O.L. Oke, 1996. Three edible wild mushrooms from Nigeria: Their proximate and mineral composition. Plant Foods Human Nutr., 49: 63-73.
- Alva, S., J. Anupama, J. Savla, Y.Y. Chiu and P. Vyshali *et al.*, 2007. Production and characterization of fungi amylase isolated from *Aspergillus* Sp. JG1 12 in solid state culture. Afr. J. Biotechnol., 6: 576-581.
- Arotupin, D.J., 2007. Evaluation of microorganisms from cassava waste water for production of amylase and cellulase. Res. J. Microbiol., 2: 475-480.
- Baldrin, T. and J. Gabriel, 2003. Lignocellulose degradation by *Pleurotus ostreatus* in the presence of cadmium. FEMS Microbiol. Lett., 220: 235-340.
- Belewu, M.A. and N.O. Banjo, 2000. Pre-treatment of sawdust and cotton waste by white rot fungi, (*Pleurotus cajor-caju*). Proceedings of the 26th Annual Conference of NSAP, pp: 159-160.
- Bender, P.F., 1970. Under-utilized Resources as Animal Feedstuffs. National Academic Press, Washington, D.C., pp: 100.
- Bennet, J.W., K.G. Wunch and B.O. Faison, 2002. Use of Fungi in Bioremediation. In: Manual of Environmental Microbiology, 2nd Edition, Hurst, C.J., R.L. Crawford, J.L. Garland, D.A. Lipson, A.L. Mills and L.D. Stetzenbach (Eds.). ASM Press, Washington DC., pp: 960-971.
- Bernfeld, P., 1955. Amylase,  $\alpha$  and  $\beta$ . In: Methods in Enzymology I, Colowick, S. and N. Kaplan (Eds.). Acad. Press, New York, pp: 149.
- Bisaria, R., M. Madan and P. Vasudevan, 1997. Utilization of Agro- residues as animal feed through bioconversion. Biores. Technol., 59: 5-8.



- Fasidi, I.O. and M. Kadiri, 1993. Use of Agricultural wastes for the cultivation of *Lentinus subnudus* in Nigeria. *Rev. Biol. Trop.*, 41: 411-415.
- Frazier, C.N. and C.D. Westhoff, 1978. *Food Microbiology*. 3rd Edn., Mc Graw Hill Inc., India, pp: 540.
- Hammond, J.W.B. and D.A. Wood, 1985. *Metabolism, Microbiology*. In: *The Biology and Technology of the Cultivated Mushrooms*, 2nd Edn., Flagg, P.B., D.M Spencer and D.A. Wood (Eds.). John Wiley and Sons, Chichester, pp: 63-80.
- Howard, R.L.I., E. Abotsi, E.L.I.J. van Rensburg and S. Howard, 2003. Lignocellulose biotechnology issues of bioconversion and enzyme production. *Rev. Afr. J. Biotechnol.*, 2: 602-619.
- Kadiri, M., 1999. *Physiological studies of some Nigerian mushrooms*. Ph.D. Thesis, University of Ibadan, Ibadan, Nigeria.
- Khandeparkar, R.D.S. and N.B. Bhosle, 2008. Isolation, Purification and Characterization of the Xylanase Produced by *Arthrobacter* SpMTCC 5214 When Grown in Solid State Fermentation. National Institute of Oceanography, Dona Paula-403004, Goa, India, PP: 35.
- Lowry, D.H., N.J. Rosenbrough, A.L. Far and R.J. Randal, 1951. Protein measurement with folin phenol reagent. *J. Biol. Chem.*, 193: 265-275.
- Mabrouk, E.M. and M.D. Ahwany, 2008. Production of mannanase by *Bacillus amylolequifaciens* 10A1 cultured on potato peels. *Afr. J. Biotechnol.*, 7: 1123-1128.
- Malherb, S. and T.E. Cloete, 2003. Lignocellulose biodegradation: Fundamentals and applications: A review. *Environ. Sci. Biotechnol.*, 1: 105-114.
- Miller, G.L., 1959. Use of dinitrosalicylic acid (DNSA) for determination of reducing sugars. *Anal. Chem.*, 31: 426-428.
- Ojokoh, A.O., 2005. *Effect of fermentation on the nutritional qualities of roselle (Hibiscus sabdari, ffa Linn) calyx*. Ph.D. Thesis, Federal University of Technology Akure, Nigeria.
- Okafor, N. and A.O. Ejiolor, 1990. Rapid detoxification of cassava mash by a yeast simultaneously producing linamarase and Amylase. *Proc. Biochem.*, 25: 82-86.
- Pandey, A. and C.R. Soccol, 1998. Bioconversion of biomass: A case study of lignocellulosic bioconversions in solid state fermentation. *Braz. Arch. Biol. Technol.*, 41: 379-390.
- Pandey, A., P. Nigam, C.R. Soccol, V.T. Soccol, D. Singh and R. Mohan, 2000. Advances in microbial amylases. *Biotechnol. Applied Biochem.*, 31: 135-152.
- Sanni, M.O., 1991. *Gari processing in Ibadan metropolis: Factors controlling quality at the small scale level*. Processing of the 19th Symposium of the International Society of Tropical Roots Crops, (TRC'91), Accra, Ghana, pp: 256-259.
- Stroev, E.A., 1987. *Functional Biochemistry of the Lower Biochemistry*. 6th Edn., MIRE Publishers, Moscow, pp: 415.
- Wizani, W., H. Esterbauer, W. Steiner, J. Gomes and O.V. Herstellung, 1999. Exo and Endo Cellulose Xylanase: A Patent 1030/90. In: *Manual of Industrial Microbiology and Biotechnology*. Solomon, N.A. (Ed.). American Society of Microbiology, Washington D.C., USA., pp: 66-83.
- Zhang, R., X. Li and J.G. Fadel, 2002. Oyster mushroom cultivation on rice and wheat straw. *Biores. Technol.*, 82: 227-284.